



Automatización Eléctrica
Especialistas en Automatización

At the end of this document you will find links to products related to this catalog. You can go directly to our shop by clicking [HERE](#). [HERE](#)



VLT[®] Product Catalogue

Danfoss Drives

The leading provider of Drives

Two thousand employees headed from Graasten in Denmark develop, manufacture, sell and service electronic motor controls in more than one hundred countries.

Manufacturing takes place in USA – Especially the high power products –and in Asia, but the major production takes place in the plants in Graasten, Denmark, where half of the staff are employed. Danfoss Bauer geared motors are manufactured in Esslingen, Germany.

The success of Danfoss is due to the strong combination of technology and application knowledge throughout the world combined with a highly sophisticated set-up of product development, supply chain, logistics and on-site presence anywhere on the globe.

Our customers are closely involved during every stage of design and development, specifying their needs in terms of features and user interface. Danfoss Drives dedicates itself to every step in every process until the customer has the drive in hand.

The developers at Danfoss Drives have fully adopted modular principles in development as well as design, production and configuration.

Each function is developed in parallel on dedicated technology platforms and interfaces between the elements are carefully defined. This allows development to take place for each element in parallel, reducing time to market and ensuring that customers always enjoy the benefits of recently developed features.

This unique modular concept is also the basis for a highly automated quality manufacturing process, where Danfoss Drives takes responsibility for every element – starting with the essential semi conductor power modules. Power Modules are produced in Danfoss Silicon Power in Schleswig, Germany. High quality standards and efficient manufacturing facilities makes Danfoss Silicon Power modules in great demand within industries that provide highly automated power-applications like the automotive sector.

When it comes to quality, delivery and cooperation, Danfoss makes high demands on their suppliers – both from inside and outside of the group.

Due to an unsurpassed level of automation Danfoss can produce a customer configured drive from 1.6 million possible configurations in a manufacturing time of two hours. The unique string type code that fully defines the drive can easily be obtained throughout the world by use of the internet; it determines the configuration of all elements of the drive, both electronics and hardware.

Once this unique configuration is passed to the production departments the manufacturing process can begin. Testing is carried out at all stages of the process and begins with optical checks of the PCBs to ensure that components are inserted correctly. Once the PCBs are fully assembled they all must pass an automatic in-circuit test. After assembly is complete all drives are tested under full load conditions.

During the drives manufacturing cycle the correct manual is being printed and made available for packing. By the use of this process we ensure that not only the correct language but the very latest version of the manual is always produced and shipped with the correct drive. Just in time delivery is a reality.

Once the drive is shipped, one of more than 60 local Danfoss sales companies can ensure that the drive is correctly installed and commissioned. Once the equipment is commissioned, the level of service the customer requires can be defined in an agreement with the customer according to his specific needs. At every step of the way, from development of new technologies and features, the mass production of highly customised products, to installation and service, Danfoss Drives has only the customer in mind.



Contents

VLT® HVAC Drive

Page 4



The VLT® HVAC Drive integrates and communicates seamlessly with all HVAC devices, mastered by Building Management Systems or as stand-alone unit.

VLT® Decentral FCD 300

Page 18



The VLT® Decentral FCD 300 is a complete frequency converter designed for decentral mounting.

VLT® Harmonic Filter

Page 28



Connecting the AHF 005/010 harmonic filter in front of a Danfoss frequency converter is an easy and effective way to reduce harmonic distortion.

VLT® AQUA Drive

Page 7



VLT® AQUA Drive is the perfect match for pumps and blowers in modern water, waste water, district heating and irrigation applications.

VLT® DriveMotor FCM 300

Page 20



The VLT® FCM 300 Series is an integrated drive-motor solution which combines a VLT® frequency converter and a high standard quality motor in a single product.

VLT® Sine-Wave Filter

Page 30



Sine-wave Filters provide a sinusoidal phase-to-phase motor voltage. Sine-wave Filters reduce motor insulation stress and switching acoustic noise from the motor.

VLT® AutomationDrive

Page 10



The VLT® Automation-Drive represents a single drive concept to control the entire range of operations from standard to servo on any machine or production line.

VLT® Soft Starter MCD 100

Page 22



The VLT® Soft Starter MCD 100 provides soft start features for low power applications 1.1 – 11 kW.

VLT® dU/dt Filter

Page 32



dU/dt filters reduce the dU/dt values on the motor terminal phase-to-phase voltage – an issue that is important for short motor cables. The phase-to-phase voltage is still pulse shaped.

VLT® 2800 Series

Page 14



An extremely compact series of drives prepared for side-by-side mounting and developed specifically for the low power market.

VLT® Soft Starter MCD 200

Page 24



The MCD 200 is a compact and cost effective soft starter range for applications where direct-on-line starting is undesirable.

VLT® Motion Control Tool

Page 34



The Motion Control Tool MCT 10 is the perfect tool to manage drive parameters in systems and handle all drive-related data.

VLT® Micro Drive

Page 16



The VLT® Micro Drive is a general purpose drive that can control AC motors up to 22 kW. It's a small drive with maximum strength and reliability.

VLT® Soft Starter MCD 500

Page 26



The MCD 500 is a total motor starter providing all the best in soft starter functionality. It offers the most advanced functionality and protection of motor and application.

VLT® Service – Your way

Page 35



DrivePro™ is an efficient productivity programme tailored to meet your specific needs. All the necessary VLT® Service facilities are at your disposal, which will minimize downtime and increase productivity at your factory.

VLT® HVAC Drive

The VLT® HVAC Drive series is available in a wide power range designed for all HVAC applications. An advanced drive built on HVAC dedication.

The new VLT® HVAC Drive is the latest series of HVAC drives from Danfoss with built in intelligence.

The VLT® HVAC Drive has a vast number of functions developed to meet the diverse needs of the HVAC business. It is the perfect match for pumps, fans and compressors in modern buildings that are fitted with increasingly sophisticated solutions.



The VLT® HVAC Drive family



Product range

3 x 380 – 480 V.....	1.1 – 1000 kW
3 x 200 – 240 V.....	1.1 – 45 kW
3 x 525 – 600 V.....	1.1 – 1000 kW
3 x 525 – 690 V.....	132 – 1200 kW

With 110% over load torque

Available enclosure ratings:

IP 00:	110 – 1000 kW
IP 20:	1.1 – 90 kW
IP 21 (NEMA 1):	1.1 – 1200 kW
IP 54 (NEMA 12):	110 – 1200 kW
IP 55 (NEMA 12):.....	1.1 – 90 kW
IP 66.....	1.1 – 90 kW

Optional coating providing extra protection for aggressive environments.

Features	Benefit
All built in – low investment	
<ul style="list-style-type: none"> Modular product concept and a wide range of options Dedicated HVAC I/O functionality for temperature sensors etc. Decentral I/O control via serial communication Wide range of HVAC protocols for BMS controller connectivity 4 x auto tuned PID's Smart Logic Controller Real Time Clock Integrated fan, pump and compressor functionality i.e. Fire Override Mode, Dry run Detection Constant Torque etc. 	<ul style="list-style-type: none"> Low initial investment – max. flexibility, later upgrade possible External conversion saved Reduced wiring costs. and external controller I/O saved Less extra gateway solutions needed No external PID controller needed Often makes PLC unnecessary Enables daily and weekly settings Saves external control and conversion equipment Protect equipment and save energy
Save energy – less operation cost	
<ul style="list-style-type: none"> Automatic Energy Optimizer function, advanced version Advanced energy monitoring Energy saving functions i.e. flow compensation, sleepmode etc. 	<ul style="list-style-type: none"> Saves 5-15% energy Overview on energy consumption Saves energy
Unequaled robustness – maximum uptime	
<ul style="list-style-type: none"> Robust single enclosure Unique cooling concept with no ambient air flow over electronics Max ambient temp. 50° C without derating 	<ul style="list-style-type: none"> Maintenance free Problem free operation in harsh environments No external cooling or over size necessary
User friendly – save commissioning and operating cost	
<ul style="list-style-type: none"> Awarded graphical display, 27 languages USB plug and play connection Global HVAC support organization 	<ul style="list-style-type: none"> Effective commissioning and operation Easy to use PC software tools Local service – globally
Built in DC coils and RFI filters – no EMC concerns	
<ul style="list-style-type: none"> Integrated DC link harmonic filters Integrated EMC filters 	<ul style="list-style-type: none"> Small power cables. Meets EN 61000-3-12 Meets EN 55011 Class B, A1 or A2

Application options

A wide range of integrated HVAC options can be fitted in the drive:

General purpose I/O option (MCB 101):

3 digital inputs, 2 digital outputs, 1 analog current output, 2 analog voltage inputs.

Relay option (MCB 105):

Adds 3 relay outputs

Analogue I/O option adds (MCB 109):

3 Pt1000/Ni1000 inputs, 3 analog voltage outputs

External 24 VDC supply option (MCB 107):

24 VDC external supply can be connected to supply, control and option cards.

Battery back-up for Real Time Clock (MCB 109).

Brake chopper option:

Connected to an external brake resistor, the built in brake chopper limits the load on the intermediate circuit in the case the motor acts as generator. Mains Disconnect Switch as a built in option

Power options

A wide range of external power options are available for VLT® HVAC Drive in critical networks or applications:

- **Advanced harmonic filters:** For critical demands on harmonic distortion
- **dU/dt filters:** For special demands on motor isolation protection
- **Sine wave filters (LC filters):** For noiseless motor

Specifications

Mains supply (L1, L2, L3)	
Supply voltage	200–240 V ±10%
Supply voltage	380–480 V ±10%
Supply voltage	525–600 V ±10%
Supply frequency	50/60 Hz
Displacement Power Factor (cos φ) near unity	(> 0.98)
Switching on input supply L1, L2, L3	1–2 times/min.
Output data (U, V, W)	
Output voltage	0–100% of supply voltage
Switching on output	Unlimited
Ramp times	1–3600 sec.
Open/Closed loop	0–1000 Hz
Digital inputs	
Programmable digital inputs	6*
Logic	PNP or NPN
Voltage level	0–24 VDC
* 2 can be used as digital outputs	
Pulse inputs	
Programmable pulse inputs	2*
Voltage level	0–24 VDC (PNP positive logic)
Pulse input accuracy	(0.1–110 kHz)
* Utilize some of the digital inputs	
Analog input	
Analog inputs	2
Modes	Voltage or current
Voltage level	0 V to +10 V (scaleable)
Current level	0/4 to 20 mA (scaleable)
Analog output	
Programmable analog outputs	1
Current range at analog output	0/4–20 mA
Relay outputs	
Programmable relay outputs	2 (240 VAC, 2 A and 400 VAC, 2 A)
Fieldbus communication	
Standard built-in: FC Protocol N2 Metasys FLN Apogee Modbus RTU	Optional: LonWorks (MCA 108) BACnet (MCA 109) DeviceNet (MCA 104) Profibus (MCA 101)

HVAC PC software tools

- **MCT 10**
Ideal for commissioning and servicing the drive
- **VLT® Energy Box**
Comprehensive energy analysis tool, shows the drive payback time
- **MCT 31**
Harmonics calculations tool

VLT® AQUA Drive

Danfoss Drives' unsurpassed experience in advanced drive technologies for water and wastewater applications makes VLT® AQUA Drive the perfect match for pumps and blowers in modern water, waste water and irrigation systems.



The VLT® AQUA Drive family



The perfect match for:

- Water supply
- Wastewater treatment
- District heating
- Irrigation

Power range:

1 x 200 – 240 V AC: 1.1 – 22 kW
 1 x 380 – 480 V AC: 7.5 – 37 kW
 3 x 200 – 240 V AC: 0.25 – 45 kW
 3 x 380 – 480 V AC: 0.37 – 1000 kW
 3 x 525 – 690 V AC: 11 – 1200 kW

Features	Benefit
Dedicated features	
• Dry run detection	• Protects the pump
• Flow compensation function	• Saves energy
• 2 step ramps (initial ramp)	• Protects deep well pumps
• Pipe fill mode	• Eliminates water hammering
• Built-in motor alternation feature	• Duty-stand by operation, cost reduction
• Sleep Mode	• Saves energy
• No/low flow detection	• Protects the pump
• End of pump-curve detection	• Protects the pump, leakage detection
• Pump cascade controller	• Lower equipment cost
• Master/follower control	• High performance pump systems
Energy saving	
• VLT® efficiency (98%)	• Saves energy
• Automatic Energy Optimisation (AEO)	• Saves 5–15% energy
• Sleep Mode function	• Saves energy
Reliable	
• IP 20 – IP 66 enclosures	• Outdoor mounting possible
• All power sizes available in IP 54/55 enclosures	• Broad usability
• Password protection	• Reliable operation
• Mains disconnect switch	• No need for external switch
• Optional, built-in RFI suppression	• No need for external modules
• Built-in Smart Logic Controller	• Often makes PLC omissible
• One Wire safe stop	• Safe operation/less wiring
• Max. ambient temperature up to 50°C without derating	• Reduced need for cooling
User-friendly	
• Award winning control panel (LCP)	• Effective commissioning and operation
• One drive type for the full power range	• Less learning required
• Intuitive user interface	• Time saved
• Integrated Real Time Clock	• Lower equipment cost
• Modular design	• Enables fast installation of options
• Auto tuning of PI-controllers	• Time saved
• Payback time indication	• Less worries

VLT® AQUA Drive

Application options

A wide range of integrated options can be fitted in the drive:

General purpose I/O option (MCB 101)

3 digital inputs, 2 digital outputs, 1 analog current output, 2 analog voltage inputs

Cascade Controller (MCO 101, 102)

Upgrade the built-in cascade controller to operate more pumps and for master/follower pump control.

Relay & Analog I/O option (MCB 105, 109)

Upgrade to advanced performance and control using the additional in/outputs.

Profibus (MCA 101), DeviceNet (MCA 104) and EtherNet IP (MCA 121)

Fieldbus options.

24 V DC supply option (MCB 107)

Back-up option to keep the control system alive during mains loss.

Coated PCB available

For harsh environments, according to levels in IEC61721-3-3, standard 3C2, optional 3C3.

Power options

We offer a wide range of external power options for use together with our drive in critical networks or applications:

- **Advanced Harmonic Filters:** For applications where reducing harmonic distortion is critical.
- **dU/dt filters:** For providing motor isolation protection.
- **Sine filters (LC filters):** For noiseless motor.

Specifications

Mains supply (L1, L2, L3)	
Supply voltage	200-240 V ±10%, 380-480 V ±10%, 525-600 V +/-10%, 525-690 V ±10%
Supply frequency	50/60 Hz
Displacement Power Factor (cos φ) near unity	(> 0.98)
True power factor (λ)	≥ 0.9
Switching on input supply L1, L2, L3	1-2 times/min.
Output data (U, V,W)	
Output voltage	0-100% of supply
Switching on output	Unlimited
Ramp times	1-3600 sec.
Closed loop	0-132 Hz
<i>Note: VLT® AQUA Drive can provide 110% current for 1 minute. Higher overload rating is achieved by oversizing the drive.</i>	
Digital inputs	
Programmable digital inputs	6*
Logic	PNP or NPN
Voltage level	0-24 VDC
<i>* Two of the inputs can be used as digital outputs.</i>	
Analog inputs	
Number of analog inputs	2
Modes	Voltage or current
Voltage level	-10 to +10 V (scaleable)
Current level	0/4 to 20 mA (scaleable)
Pulse inputs	
Programmable pulse inputs	2
Voltage level	0-24 VDC (PNP positive logic)
Pulse input accuracy	(0.1-110 kHz)
<i>* Two of the digital inputs can be used for pulse inputs.</i>	
Analog output	
Programmable analog outputs	1
Current range at analog output	0/4-20 mA
Relay outputs	
Programmable relay outputs	2 (240 VAC, 2 A and 400 VAC, 2 A)
Fieldbus Communication	
FC Protocol and Modbus RTU built in (DeviceNet, Profibus and Ethernet IP Optional)	
Ambient temperature	
Up to max 55° C	

AQUA PC software

- **MCT 10:** Ideal for commissioning and servicing the drive including guided programming of cascade controller, real time clock, smart logic controller and preventive maintenance.
- **VLT® Energy Box:** Comprehensive energy analysis tool, shows the drive payback time.
- **MCT 31:** Harmonics calculations tool.

Current and power ratings

FC 202	kW	T2 200 – 240 V				T4 380 – 480 V						T6 525 – 600 V				T7 525 – 690 V								
		Amp.	IP 20	IP 21	IP 55	IP 66	Amp.		Amp.		IP 00	IP 20	IP 21	IP 54	IP 55	IP 66	Amp.		IP 00	IP 21	IP 54/55			
							≤440 V	>440 V	400 V	≥460 V							≤550 V	>550 V				550 V	690 V	
PK25	0.25	1.8																						
PK37	0.37	2.4					1.3	1.2																
PK55	0.55	3.5					1.8	1.6																
PK75	0.75	4.6	A2	A2			2.4	2.1								1.8	1.7							
P1K1	1.1	6.6			A5	A5	3	2.7			A2	A2			A5	A5	2.6	2.4						
P1K5	1.5	7.5					4.1	3.4								2.9	2.7	A2	A2	A5	A5			
P2K2	2.2	10.6					5.6	4.8								4.1	3.9							
P3K0	3	12.5	A3	A3			7.2	6.3								5.2	4.9							
P3K7	3.7	16.7																						
P4K0	4.0						10	8.2			A2	A2			A5	A5	6.4	6.1	A2	A2				
P5K5	5.5	24.2					13	11			A3	A3			A5	A5	9.5	9	A3	A3	A5	A5		
P7K5	7.5	30.8	B3	B1	B1	B1	16	14.5									11.5	11						
P11K	11	46.2					24	21									19	18						
P15K	15	59.4	B4	B2	B2	B2	32	27			B3	B1			B1	B1	23	22	B3	B1	B1	B1		
P18K	18	74.8					37.5	34									28	27				B2	B2	
P22K	22	88	C3	C1	C1	C1	44	40									36	34						
P30K	30	115					61	52			B4	B2			B2	B2	43	41	B4	B2	B2	B2		
P37K	37	143					73	65									54	52						
P45K	45	170	C4	C2	C2	C2	90	80			C3	C1			C1	C1	65	62	C3	C1	C1	C1		
P55K	55						106	105									87	83					C2	C2
P75K	75						147	130									105	83						
P90K	90						212	160			C4	C2			C2	C2	137	131	C4	C2	C2	C2		
P110	110								212	190	D3		D1	D1										
P132	132								260	240														
P160	160								315	302														
P200	200								395	361	D4		D2	D2										
P250	250								480	443														
P315	315								600	540														
P355	355								658	590	E2		E1	E1										
P400	400								745	678														
P450	450								800	730														
P500	500								880	780														
P560	560								990	890			F1/F3	F1/F3										
P630	630								1120	1050														
P710	710								1260	1160														
P800	800								1460	1380														
P900	900																							
P1M0	1000								1720	1530														
P1M2	1200																							

F3 is a F1 frame with options cabinet; F4 is a F2 frame with options cabinet

IP 00/Chassis	IP 20/Chassis	IP 21/NEMA Type 1	With upgrade kit	IP 54/NEMA Type 12	IP 55/NEMA Type 12	IP 66/NEMA Type 4X
---------------	---------------	-------------------	------------------	--------------------	--------------------	--------------------

Dimensions [mm]

	A2	A3	A5	B1	B2	B3	B4	C1	C2	C3	C4	D1	D2	D3	D4	E1	E2	F1	F2	F3	F4
H	268		420	480	650	399	520	680	770	550	660	1209	1589	1046	1327	2000	1547				2204
W	90	130		242		165	230	308	370	308	370	420		408		600	585	1400	1800	2000	2400
D	205		195	260		249	242	310	335		333	380		375		494	498				606
H+	375					475	670			755	950										
W+	90	130				165	255			329	391										

H and W dimensions are with back-plate. H+ and W+ are with IP upgrade kit. D dimensions are without option A/B.

VLT® AutomationDrive

The VLT® AutomationDrive is a single drive concept that covers the entire range of application, which is a major benefit in commissioning, operating and maintaining the equipment.

The modular open-technology platform that VLT® AutomationDrive is built on makes it exceptionally adaptable and programmable. Its configurable, user-friendly interface supports local languages and letters.

Pluggable options

The drive solution can be adapted to any application due to the flexible option structure. Numerous options are available and can be mounted and tested from factory or be plugged in later for change-over or upgrade.



The perfect solution for:

- Industrial automation
- High dynamic applications
- Safety installations

Power range

0.25 – 37 kW (200 – 240 V)
 0.37 – 800 kW (380 – 500 V)
 0.75 – 75 kW (525 – 600 V)
 37 – 1200 MW (525 – 690 V)



The VLT® AutomationDrive family

Adapts to the future

The modular concept of VLT® AutomationDrive makes it highly adaptable – also to future features and options.

Modularity offers the benefit of buying on a need-to-have basis without losing future possibilities.

Hot pluggable Control Panel

The Local Control Panel (LCP) can be plugged in directly or connected through a cable for remote commissioning. The LCP can be disconnected

during operation and replaced with a blind cover. Settings are easily transferred via the LCP from one drive to another or from a PC to a drive with the VLT® Set-up Software MCT 10.

Awarded

VLT® AutomationDrive has received the Frost & Sullivan award for innovation and the iF Design Award for its user-friendliness.

Features	Benefit
Reliable	Maximum uptime
<ul style="list-style-type: none"> • Ambient temperature 50° C without derating • Available in IP 20, 21, 55 and 66 enclosures • Resistant to wear and tear 	<ul style="list-style-type: none"> • Less need for cooling or oversizing • Suitable for harsh and wash down areas • Low lifetime cost
User-friendly	Saves commissioning and operating cost
<ul style="list-style-type: none"> • Plug-and-Play technology • Awarded control panel • Intuitive VLT® interface • Pluggable cage clamp connectors • Exchangeable languages 	<ul style="list-style-type: none"> • Easy upgrade and change over • User-friendly • Saves time • Easy connection • User-friendly
Intelligent	
<ul style="list-style-type: none"> • Intelligent warning systems • Smart Logic Control • Advanced plug-in features • Safe Stop • STO: Safe Torque Off (IEC 61800-5-2) • Intelligent heat management 	<ul style="list-style-type: none"> • Warning before controlled stop • Reduces need for PLC capacity • Easy commissioning • Safety cat. 3 (EN 954-1), PL d (ISO 13849-1), Stop cat. 0 (EN 60204-1) • SIL 2 (IEC 61508) SIL CL 2 (IEC62061) • Excess heat effectively removed

Options

The following options are available:

Fieldbus options

- MCA 101 Profibus
- MCA 104 DeviceNet
- MCA 105 CanOpen
- MCA 113 Profibus VLT® 3000 protocol converter
- MCA 114 Profibus VLT® 5000 protocol converter
- MCA 121 Ethernet IP

I/O and feedback options

- MCA 101 General Purpose I/O
- MCB 102 Encoder
- MCB 103 Resolver
- MCB 105 Relay
- MCB 113 Extended Relay Card
- MCB 107 24 V input option for control voltage

Safety options

- MCA 131 SafetyBUS p option with Safe I/O
- MCB 108 Safety PLC interface (DC/DC converter)
- MCB 112 ATEX-PTC Thermistor Card

Motion Control Options

- MCO 305 Programmable Motion Controller
- MCO 350 Synchronizing Controller
- MCO 351 Positioning Controller
- MCO 352 Center Winder Controller

Power options

- Brake resistors
- Sine-Wave Filters
- dU/dt Filters
- Harmonic Filters (AHF)

Other accessories

- IP 21/NEMA 1 Kit (convert IP 20 to IP 21)
- Sub-D9 Connector
- Decoupling plate for fieldbus cables
- USB connection cable to PC
- Panel Through option

Specifications

Mains supply (L1, L2, L3)	
Supply voltage	200-240 V ±10%, FC 301: 380-480 V ±10%/ FC 302: 380-500 V ±10%, 525-600 V ±10%, 525-690 V ±10%
Supply frequency	50/60 Hz
True Power Factor (λ)	0.92 nominal at rated load
Displacement Power Factor (cosφ) near unity	(>0.98)
Switching on input supply L1, L2, L3	Maximum 2 times/min.
Output data (U, V, W)	
Output voltage	0 – 100% of supply
Output frequency	FC 301: 0.2 – 1000 Hz (0.25 – 75 kW) FC 302: 0 – 1000 Hz (0.25–75 kW) 0 – 800 Hz (90 – 1000 kW) 0 – 300 Hz (Flux mode)
Switching on output	Unlimited
Ramp times	0.01 – 3600 sec.
<i>Note: 160% current can be provided for 1 minute. Higher overload rating is achieved by oversizing the drive.</i>	
Digital inputs	
Programmable digital inputs	FC 301: 4 (5) / FC 302: 4 (6)
Logic	PNP or NPN
Voltage level	0 – 24 V DC
<i>Note: One/two digital inputs can be programmed as digital output for FC 301/FC 302</i>	
Analogue inputs	
Number of analogue inputs	2
Modes	Voltage or current
Voltage level	FC 301: 0 to +10 V FC 302: -10 to +10 V (scaleable)
Current level	0/4 – 20 mA (scaleable)
Pulse/encoder inputs	
Programmable pulse/encoder inputs	FC 301: 1/FC 302: 2
Voltage level	0 – 24 V DC (PNP positive logic)
Digital output*	
Programmable digital/pulse outputs	FC 301: 1/FC 302: 2
Voltage level at digital/frequency output	0 – 24 V
Analogue output*	
Programmable analogue outputs	1
Current range	0/4 – 20 mA
Relay outputs*	
Programmable relay outputs	FC 301: 1/FC 302: 2
Cable lengths	
Max. motor cable lengths	FC 301: 50 m/FC 302: 150 m (screened/armoured) FC 301: 75 m/FC 302: 300 m (unscreened/unarmoured)

*More analogue and digital inputs/outputs can be added by options

VLT® AutomationDrive

Current and power ratings

FC 300	kW		T2 200 – 240 V				T4/T5 380 – 480/500 V														
			Amp.		IP 20	IP 21	IP 55	IP 66	Amp. HO		Amp. NO		IP 00	IP 20	IP 21	IP 54	IP 55	IP 66			
	HO	NO	HO	NO					≤440 V	>440 V	≤440 V	>440 V									
PK25	0.25		1.8		A1*/A2	A2	A5	A5													
PK37	0.37		2.4																		
PK55	0.55		3.5																		
PK75	0.75		4.6																		
P1K1	1.1		6.6																		
P1K5	1.5		7.5																		
P2K2	2.2		10.6		A2																
P3K0	3		12.5		A3	A3															
P3K7	3.7		16.7																		
P4K0	4.0																				
P5K5	5.5	7.5	24.2	30.8	B3	B1	B1	B1													
P7K5	7.5	11	30.8	46.2																	
P11K	11	15	46.2	59.4	B4	B2	B2	B2													
P15K	15	18	59.4	74.8																	
P18K	18	22	74.8	88	C3	C1	C1	C1													
P22K	22	30	88	115																	
P30K	30	37	115	143	C4	C2	C2	C2													
P37K	37	45	143	170																	
P45K	45	55																			
P55K	55	75																			
P75K	75	90																			
									400 V	≥460 V	400 V	≥460 V									
P90K	90	110																			
P110	110	132											D3		D1	D1					
P132	132	160																			
P160	160	200											D4		D2	D2					
P200	200	250																			
P250	250	315																			
P315	315	355																			
P355	355	400											E2		E1	E1					
P400	400	450																			
P450	450	500																			
P500	500	560																			
P560	560	630													F1/F3	F1/F3					
P630	630	710																			
P710	710	800													F2/F4	F2/F4					
P800	800	900																			
P900	900	1000																			
P1M0	1000	1200																			

F3 is a F1 frame with options cabinet; F4 is a F2 frame with options cabinet

IP 00/Chassis	IP 20/Chassis	IP 21/NEMA Type 1	With upgrade kit	IP 54/NEMA Type 12	IP 55/NEMA Type 12	IP 66/NEMA Type 4X
---------------	---------------	-------------------	------------------	--------------------	--------------------	--------------------

FC 300	kW		T6 525 – 600 V								T7 525 – 690 V											
			Amp. HO		Amp. NO		IP20	IP21	IP55	IP66	Amp. HO		Amp. NO		IP 00	IP21	IP 54/55					
	HO	NO	≤550 V	>550 V	≤550 V	>550 V					550 V	690 V	550 V	690 V								
PK25	0.25																					
PK37	0.37																					
PK55	0.55																					
PK75	0.75					1.8	1.7															
P1K1	1.1					2.6	2.4															
P1K5	1.5					2.9	2.7	A3	A3	A5	A5											
P2K2	2.2					4.1	3.9															
P3K0	3					5.2	4.9															
P3K7	3.7																					
P4K0	4.0					6.4	6.1															
P5K5	5.5	7.5				9.5	9	A3	A3	A5	A5											
P7K5	7.5	11				11.5	11															
P11K	11	15	19	18	23	22	B3	B1	B1	B1		14	13	19	18						B2	B2
P15K	15	18	23	22	28	27						19	18	23	22							
P18K	18	22	28	27	36	34	B4	B2	B2	B2		23	22	28	27							
P22K	22	30	36	34	43	41						28	27	36	34							
P30K	30	37	43	41	54	52						36	34	43	41							
P37K	37	45	54	52	65	62	C3	C1	C1	C1		43	41	54	52							
P45K	45	55	65	62	87	83						54	52	65	62						C2	C2
P55K	55	75	87	83	105	100	C4	C2	C2	C2		65	62	87	83							
P75K	75	90	105	100	137	131						87	83	105	100							
P90K	90	110										113	108	137	131							
P110	110	132										137	131	162	155	D3	D1	D1				
P132	132	160										162	155	201	192							
P160	160	200										201	192	253	242							
P200	200	250										253	242	303	290	D4	D2	D2				
P250	250	315										303	290	360	344							
P315	315	355										360	344	418	400							
P355	355	400										395	380	470	450	E2	E1	E1				
P400	400	450										429	410	523	500							
P450	450	500																				
P500	500	560										523	500	596	570	E2	E1	E1				
P560	560	630										596	570	630	630							
P630	630	710										659	630	763	730							
P710	710	800										763	630	730	850						F1/F3	F1/F3
P800	800	900										889	730	850	945							
P900	900	1000										988	850	945	1060							F2/F4
P1M0	1000	1200										1108	945	1060	1260							F2/F4

Dimensions [mm]

	A1	A2	A3	A5	B1	B2	B3	B4	C1	C2	C3	C4	D1	D2	D3	D4	E1	E2	F1	F2	F3	F4
H	200	268		420	480	650	399	520	680	770	550	660	1209	1589	1046	1327	2000	1547	2204			
W	75	90	130	242			165	230	308	370	308	370	420	408		600	585	1400	1800	2000	2400	
D	207	205		195	260		249	242	310	335	333		380	375		494	498	606				
H+	375						475	670				755	950									
W+	90	130				165	255				329	391										

H and W dimensions are with back-plate. H+ and W+ are with IP upgrade kit. D dimensions are without option A/B.

VLT® 2800 Series

The VLT® 2800 series has been developed for the low power market. The drive is extremely compact and prepared for side-by-side mounting. The concept is modular with a power module and a control module.

The VLT® 2800 series is designed for stable operation in industrial environments.



The perfect solution for:

- Conveyors, centrifuges, dosing pumps, compressors
- Special applications like cutting machines with constant speed, and packaging machines with a need for high precision.

Power range

1/3 x 200 – 240 V.....0.37 – 3.7 kW
3 x 380 – 480 V.....0.55 – 18.5 kW

With 160% overload torque (normal overload)

Features	Benefits
<ul style="list-style-type: none"> • Automatic Motor Tuning • PID-controller • Interrupt start/stop • Dry run detection 	<ul style="list-style-type: none"> • Ensure optimal match between drive and motor • Increasing performance • Optimum process control • High repeatability of positional accuracy • No need for specific detection equipment
<ul style="list-style-type: none"> • Fieldbus communication 	<ul style="list-style-type: none"> • Allows for control and surveillance of the drives from a PC or a PLC • Profibus and DeviceNet are available
Reliable	Maximum up-time
<ul style="list-style-type: none"> • Built-in RFI filter • Enhanced sleep mode • Max. ambient temperature 45° C without derating 	<ul style="list-style-type: none"> • Compliance with the EMC standard EN 55011 1A • Excellent control for shutting down the pump at low flow • No external cooling or oversizing necessary
User-friendly	Save commissioning and operating cost
<ul style="list-style-type: none"> • Quick Menu • Pipe Fill mode • Fieldbus communication 	<ul style="list-style-type: none"> • Easy to use • Prevents water hammering • Allows for control and surveillance of the drives from a PC or a PLC • Profibus and DeviceNet are available

PC software tools

- **MCT 10**
 - Ideal for commissioning and servicing the drive
- **MCT 31**
 - Harmonics calculations tool

RFI filter

The RFI filter ensures that the frequency converter will not disrupt other electrical components that are connected to the mains and might cause operating disruption.

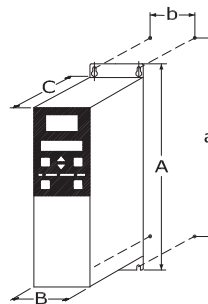
By fitting an RFI 1B filter module between the mains supply and the VLT® 2800, the solution complies with the EMC norm EN 55011-1B.

Mains	Type	Power		Input current	
		$P_{N,M}$ [kW]	I_{INV} [A]	$I_{L,N}$ [A]	
1 x 220-240 V	2803	0.37	2.2	5.9	
	2805	0.55	3.2	8.3	
	2807	0.75	4.2	10.6	
	2811	1.1	6.0	14.5	
	2815	1.5	6.8	15.2	
	2822*	2.2	9.6	22.0	
3 x 200-240 V	2840*	3.7	16.0	31.0	
	2803	0.37	2.2	2.9	
	2805	0.55	3.2	4.0	
	2807	0.75	4.2	5.1	
	2811	1.1	6.0	7.0	
	2815	1.5	6.8	7.6	
3 x 380-480 V	2822	2.2	9.6	8.8	
	2840	3.7	16.0	14.7	
	2805	0.55	1.7	1.6	
	2807	0.75	2.1	1.9	
	2811	1.1	3.0	2.6	
	2815	1.5	3.7	3.2	
	2822	2.2	5.2	4.7	
	2830	3.0	7.0	6.1	
	2840	4.0	9.1	8.1	
	2855	5.5	12	10.6	
	2875	7.5	16	14.9	
	2880	11.0	24	24.0	
2881	15.0	32	32.0		
2882	18.5	37.5	37.5		

* Not available with RFI filter

Specifications

Mains supply (L1, L2, L3)	
Supply voltage	200-240 V ±10%, 380-480 V ±10%
Supply frequency	50/60 Hz
Displacement Power Factor (cos φ) near unity	(> 0.98)
Switching on input supply L1, L2, L3	1-2 times/min.
Output data (U, V, W)	
Output voltage	0-100% of supply
Switching on output	Unlimited
Ramp times	1-3600 sec.
Closed loop	0-132 Hz
Digital inputs	
For start/stop, reset, thermistor, etc.	5
Logic	PNP or NPN
Voltage level	0-24 VDC
Digital outputs	
No. of digital outputs	1
Analog inputs	
No. of analog inputs	2
Voltage level	-10 to +10 V (scaleable)
Current level	0/4 to 20 mA (scaleable)
Pulse inputs	
No. of pulse inputs	2
Voltage level	0-24 VDC (PNP positive logic)
Pulse input accuracy	(0.1-110 kHz)
Analog outputs	
Programmable analog outputs	1
Current range at analog output	0/4-20 mA
Relay outputs	
No. of relay outputs	1
Fieldbus communication	
RS485	
Ambient temperature	
50°C	



Cabinet sizes [mm]

Height				
	A	B	C	D
A	200	267.5	267.5	505
a	191	257	257	490
Width				
	B			
B	75	90	140	200
b	60	70	120	120
Depth				
	C			
C	168	168	168	244



VLT® Micro Drive

The VLT® Micro Drive is a general purpose drive that can control AC motors up to 22 kW. It's a small drive with maximum strength and reliability.

RoHS compliant

The VLT® Micro Drive is manufactured with respect for the environment, and it complies with the RoHS Directive.



The perfect match for:

- Industrial appliances
- HVAC applications
- OEM

Power range:

- 1 phase 200–240 V AC0.18–2.2 kW
- 3 phase 200–240 V AC0.25–3.7 kW
- 3 phase 380–480 V AC0.37–22 kW

Features	Benefits
User friendly	
• Minimum commissioning	• Saves time
• Mount – connect – go!	• Minimum effort - minimum time
• Copy settings via local control panel	• Easy programming of multiple drives
• Intuitive parameter structure	• Minimal manual reading
• Complies with VLT® software	• Saves commissioning time
• Self-protecting features	• Lean operation
• Process PI-controller	• No need for external controller
• Automatic Motor Adaptation (AMA)	• Exploits motor's full potential
• 150% motor torque up to 1 minute	• Plenty of brake-away and acceleration torque
• Flying start (catch a spinning motor)	• Doesn't trip when started on a spinning (freewheeling) motor
• Electronic Thermal Relay (ETR)	• Replaces external motor protection
• Precise stop function	• Lean production – more up-time
• Smart Logic Controller	• Often makes PLC unnecessary
• Built-in RFI filter	• Saves cost and space
Energy saving	
• Energy efficiency 98%	• Minimises heat loss
• Automatic Energy Optimisation (AEO)	• Saves 5-15% energy in HVAC applications
Reliable	
• Earth fault protection	• Protects the drive
• Over temperature protection	• Protects the motor and drive
• Short circuit protection	• Protects the drive
• Optimum heat dissipation	• Longer lifetime
• High quality electronics	• Low lifetime cost
• High quality capacitors	• Tolerates uneven mains supply
• All drives full load tested from factory	• High reliability
• Dust resistant	• Optimised productivity
• Tight enclosure	• Increased lifetime
• RoHS compliant	• Protects the environment
• Designed for WEEE	• Protects the environment
Less operation cost	
Maximum uptime	

Coated PCB standard
For harsh environments.

Power options
Danfoss Drives offers a wide range of external power options for use together with our drives in critical networks or applications:

- **Advanced Harmonic Filters:**
For applications where reducing harmonic distortion is critical

PC software

- **MCT 10**
– Ideal for commissioning and servicing the drive including guided programming of cascade controller, real-time clock, smart logic controller and preventive maintenance.
- **VLT Energy Box**
– Comprehensive energy analysis tool, shows the drive payback time.
- **MCT 31**
– Harmonics calculations tool.



Cabinet sizes
(mounting flange incl.)

[mm]	M1	M2	M3	M4	M5
Height	150	176	239	292	335
Width	70	75	90	125	165
Depth	148	168	194	241	248

+ 6 mm with potentiometer

Specifications

Mains supply (L1, L2, L3)	
Supply voltage	1 x 200–240 V ± 10%, 3 x 200–240 V ± 10% 3 x 380–480 V ± 10%
Supply frequency	50/60 Hz
Displacement Power Factor (cos φ) near unity	(> 0.98)
Switching on input supply L1, L2, L3	1–2 times/min.
Output data (U, V, W)	
Output voltage	0–100% of supply voltage
Output frequency	0–200 Hz (VVC+ mode), 0–400 Hz (U/f mode)
Switching on output	Unlimited
Ramp times	0.05–3600 sec
Digital inputs	
Programmable inputs	5
Logic	PNP or NPN
Voltage level	0–24 V
Pulse inputs	
Programmable pulse inputs	1*
Voltage level	0–24 V DC (PNP positive logic)
Pulse input frequency	20–5000 Hz

* One of the digital inputs can be used for pulse inputs.

Analog input	
Analog inputs	2
Modes	1 current/1 voltage or current
Voltage level	0–10 V (scaleable)
Current level	0/4–20 mA (scaleable)
Analog output	
Programmable analog outputs	1
Current range at analog output	0/4–20 mA
Relay outputs	
Programmable relay outputs	1 (240 VAC, 2 A)
Approvals	
CE, C-tick, UL	
Fieldbus communication	
FC Protocol, Modbus RTU	

Ordering numbers

Power [kW]	Current [I-nom.]	200 V		400 V	
		1 ph.	3 ph.	Current [I-nom.]	3 ph.
0.18	1.2	132F 0001			
0.25	1.5		132F 0008		
0.37	2.2	132F 0002	132F 0009	1.2	132F 0017
0.75	4.2	132F 0003	132F 0010	2.2	132F 0018
1.5	6.8	132F 0005	132F 0012	3.7	132F 0020
2.2	9.6	132F 0007	132F 0014	5.3	132F 0022
3.0				7.2	132F 0024
3.7	15.2		132F 0016		
4.0				9.0	132F 0026
5.5				12.0	132F 0028
7.5				15.5	132F 0030
11.0				23.0	132F 0058
15.0				31.0	132F 0059
18.5				37.0	132F 0060
22.0				43.0	132F 0061

Micro drives from 1.5 kW and up have built in brake chopper

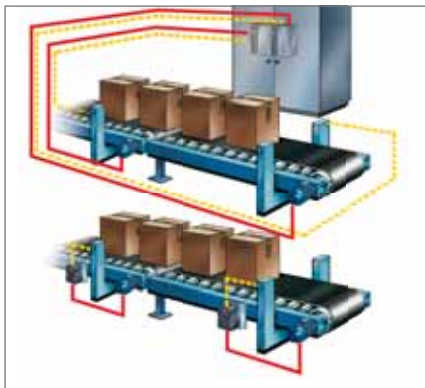
VLT® Control panel LCP 11Without potentiometer: 132B0100
VLT® Control panel LCP 12With potentiometer: 132B0101

VLT® Decentral FCD 300

The VLT® Decentral FCD 300 is a complete frequency converter designed for decentral mounting. It can be mounted on the machine or wall close to the motor, or directly on the motor.

The VLT® Decentral FCD 300 comes in very robust enclosure, with a special painting treatment to withstand harsh environments and typical cleaning agents used in wash-down areas. Its design offers a smooth cleaning-friendly surface.

The decentral design reduces the need for central control panels and eliminates the need for space-consuming motor control cabinets. The need for long screened motor cables is significantly reduced.



Central Vs. Decentral concept



Robust cleaning-friendly surface



Hot pluggable LCP

The perfect solution for:

- Material handling in Food & Beverage and Industry
- Installations in wash-down areas
- Widely distributed applications


Power range

0.37 – 3.3 kW, 3 x 380 – 480 V

Enclosure

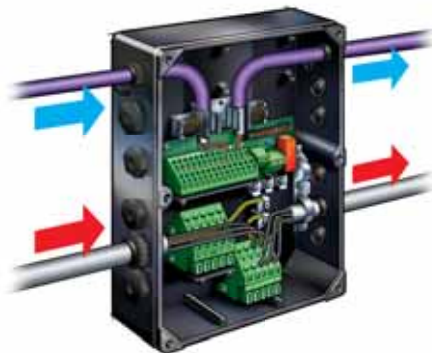
IP66/Type 4X (indoor)

Features	Benefits
User-friendly <ul style="list-style-type: none"> • Adapts to any brand of motor and geared motor • Designed for power and fieldbus looping • Visible LEDs 	Save commissioning and operating cost <ul style="list-style-type: none"> • Easy and flexible installation • Cable savings • Easy status check
<ul style="list-style-type: none"> • Set-up and controlled through a remote control panel or fieldbus communication and dedicated MCT 10 set-up software 	<ul style="list-style-type: none"> • Easy commissioning
Reliable <ul style="list-style-type: none"> • Special surface treatment as protection against aggressive environments • Twin part design (installation box and electronic part) • Integrated lockable service switch available • Full protection is offered 	Maximum up-time <ul style="list-style-type: none"> • Easy cleaning; no dirt trap • Easy and fast service • Local disconnecting possible • Protects the motor and drive



Plug-and-drive

The bottom section contains maintenance-free Cage Clamp connectors and looping facilities for power and fieldbus cables. Once installed, commissioning and upgrading can be performed in no time by plugging in another control lid.



Flexible installation

The FCD 300 series facilitates internal power line and fieldbus looping. Terminals for 4 mm² power cables inside the enclosure allows connection of up to 10+ units.

Available options

- Service switch
- Connector for control panel
- M12 connectors for external sensors
- Han 10E motor connector
- Brake chopper and resistor
- 24 V external back up of control and communication
- External electromechanical brake control and supply

Specifications

Mains supply (L1, L2, L3)	
Supply voltage	3 x 380/400/415/440/480 V ± 10%
Supply frequency	50/60 Hz
Max. imbalance on supply voltage	± 2.0% of rated supply voltage
Switching on input supply	2 times/min.
Power Factor (cos φ)	0.9 / 1.0 at rated load
Output data (U, V, W)	
Output voltage	0–100% of supply
Overload torque	160% for 60 sec.
Switching on output	Unlimited
Ramp times	0.02 - 3600 sec.
Output frequency	0.2 - 132 Hz, 1 - 1000 Hz
Digital inputs	
Programmable digital inputs	5
Voltage level	0–24 V DC (PNP positive logic)
Analog inputs	
Analog inputs	2 (1 voltage, 1 current)
Voltage level/Current level	0– ±10 V DC / 0/4–20 mA (scaleables)
Pulse inputs	
Programmable pulse inputs	2 (24 V DC)
Max. frequency	110 kHz (push-pull) / 5 kHz (open collector)
Analog output	
Programmable analog output	1
Current range	0/4–20 mA
Digital output	
Programmable digital/frequency output	1
Voltage/frequency level	24 V DC/10 kHz (max.)
Relay output	
Programmable relay output	1
Max. terminal load	250 V AC, 2 A, 500 VA
Fieldbus communication	
FC Protocol, Modbus RTU, Metasys N2	Built-in
Profibus DP, DeviceNet, AS-interface	Optional (integrated)
Externals	
Vibration test	1.0 g (IEC 60068)
Max. relative humidity	95 % (IEC 60068-2-3)
Ambient temperature	Max. 40°C (24 hour average max. 35°C)
Min. ambient temperature in full operation	0°C
Min. ambient temperature at reduced performance	-10°C
Approvals	CE, UL, C-tick, ATEX*

* Contact Danfoss for details

Technical data

VLT® Decentral FCD		303	305	307	311	315	322	330	335*	
Output current (3 x 380 – 480 V)	I _{INV (60s)} [A]	1.4	1.8	2.2	3.0	3.7	5.2	7.0	7.6	
	I _{MAX (60s)} [A]	2.2	2.9	3.5	4.8	5.9	8.3	11.2	11.4	
Output power (400 V)	S _{INV} [KVA]	1.0	1.2	1.5	2.0	2.6	3.6	4.8	5.3	
Typical shaft output	P _{M,N} [kW]	0.37	0.55	0.75	1.1	1.5	2.2	3.0	3.3	
	P _{M,N} [HP]	0.5	0.75	1.0	1.5	2.0	3.0	4.0	5.0	
Mechanical dimensions H x W x D (mm)	Motor mounting	244 x 192 x 142						300 x 258 x 151		
	Stand alone	300 x 192 x 145						367 x 258 x 154		

* t_{amb} max. 35 °C

VLT® DriveMotor FCM 300

The VLT® FCM 300 Series is an integrated drive-motor solution which combines a VLT® frequency converter and a high standard quality motor in a single product.

The frequency converter is attached in place of the motor terminal box and it is no higher than the standard terminal box nor wider or longer than the motor.

Incorporated to a high standard quality motor, the VLT® DriveMotor FCM 300 is also available in a multitude of variants, individualised to meet customer requirements.

On the motor

The VLT® electronic motor control together with the motor totally eliminates motor cables and thereby minimises EMC problems. Heat from the drive is dissipated together with the motor heat.



All-in-one DriveMotor solution



Flexible motor mounting

The perfect match for:

- Air Handling Unit fan wheels
- Pumps
- Simple conveyors

Power range:

0.55 – 7.5 kW, 3 x 380 – 480 V

Enclosure:

IP55 (standard)
IP65/IP66 (optional)

Motor type:

2-pole
4-pole

Mounting versions:


B03 foot
B05 flange
B35 foot + flange
B14 face
B34 foot + face

Features	Benefits
User-friendly <ul style="list-style-type: none"> • Motor and drive perfectly matched to each other • No panel space required – the DriveMotor is placed on the machine • Flexible mounting – foot/flange/face/foot-flange/foot-face • Retrofit without mechanical changes • Set-up and controlled through a remote control panel or fieldbus communication and dedicated MCT 10 set-up software 	Save commissioning and operating cost <ul style="list-style-type: none"> • Saves commissioning time • Saves space • Meets customer requirements • Easy service • Easy commissioning
Reliable <ul style="list-style-type: none"> • Robust enclosure • No power cable length limitation • Thermal protection • Straightforward EMC compliance 	Maximum up-time <ul style="list-style-type: none"> • Withstands harsh environments • Increased flexibility • Total motor-inverter protection • No problem with electromagnetic interferences



Control panel

A Local Control Panel is available for operating, setup and diagnostics. The LCP can be handheld or mounted in a panel front (IP65).



Sleep Mode

In Sleep Mode the motor will stop in a no load situation. When the load returns, the frequency converter will restart the motor.

Also available:

Forced ventilation

For constant operation at low speed without torque reduction.

Motor drain holes

For applications where formation of condensate water might occur.

Sensorless Pump Control – OEM

version. Offers precise pressure (head) control without using a pressure transmitter.

Specifications

Mains supply (L1, L2, L3)	
Supply voltage	3 x 380/400/415/440/460/480V ± 10%
Supply frequency	50/60 Hz
Power factor (cos φ)	Max. 0.9/1.0 at rated load
Max. imbalance of supply voltage	± 2% of rated supply voltage
Switching on supply input	Once every 2 minutes
Control Characteristics (frequency converter)	
Frequency range	0 – 132 Hz
Overload torque	160% for 60 sec.
Resolution on output frequency	0.1%
System response time	30 msec. ± 10 msec.
Speed accuracy	± 15 RPM (open loop, CT mode, 4-pole motor 150 – 1500 RPM)
Digital inputs	
Programmable digital inputs	4
Voltage level	0 – 24 V DC (PNP positive logic)
Analog inputs	
Analog inputs	2 (1 voltage, 1 current)
Voltage/current level	0 – 10 V DC / 0/4 – 20 mA (scaleables)
Pulse input	
Programmable pulse input	1 (24 V DC)
Max. frequency	70 kHz (push-pull) / 8 kHz (open collector)
Analog/digital output	
Programmable analog/digital output	1
Current/voltage range	0/4 – 20 mA / 24 V DC
Relay output	
Programmable relay output	1
Max. terminal load	250 V AC, 2 A, 500 VA
Fieldbus communication	
FC Protocol, Modbus RTU	Built-in
Profibus DP	Optional (integrated)
Externals	
Vibration test	1.0 g (IEC 60068)
Max. relative humidity	95% (IEC 60068-2-3)
Ambient temperature	Max. 40° C (24 hour average max. 35° C)
Min. ambient temperature in full operation	0° C
Min. ambient temperature at reduced performance	-10° C

Technical Data

FCM	305	307	311	315	322	330	340	355	375
Motor output									
[HP]	0.75	1.0	1.5	2.0	3.0	4.0	5.0	7.5	10.0
[kW]	0.55	0.75	1.1	1.5	2.2	3.0	4.0	5.5	7.5
Motor torque									
2-pole [Nm] 1)	1.8	2.4	3.5	4.8	7.0	9.5	12.6	17.5	24.0
4-pole [Nm] 2)	3.5	4.8	7.0	9.6	14.0	19.1	25.4	35.0	48.0
Frame size									
[mm]	80	80	90	90	100	100	112	132	132
Input current [A] 380 V									
2-pole	1.5	1.8	2.3	3.4	4.5	5.0	8.0	12.0	15.0
4-pole	1.4	1.7	2.5	3.3	4.7	6.4	8.0	11.0	15.5
Input current [A] 480 V									
2-pole	1.2	1.4	1.8	2.7	3.6	4.0	6.3	9.5	11.9
4-pole	1.1	1.3	2.0	2.6	3.7	5.1	6.3	8.7	12.3

1) at 400 V, 3000 RPM, 2) at 400 V, 1500 RPM

VLT® Soft Starter MCD 100

MCD 100 is a cost effective and extremely compact soft starter for AC motors.

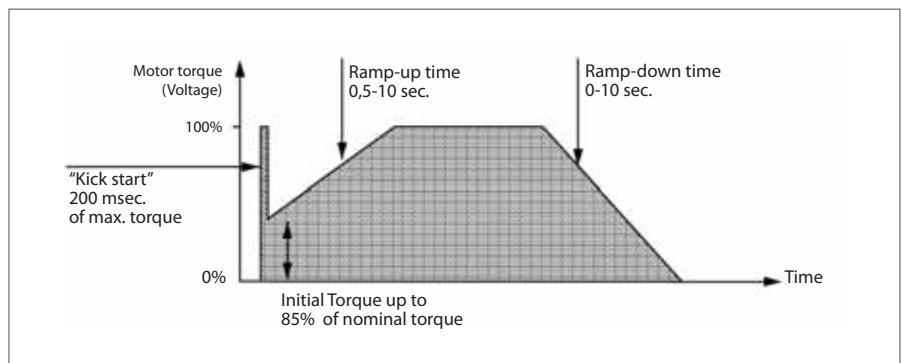
A true “fit and forget” soft starter for DIN rail mount MCD 100 provides basic soft start and stop function.

- A robust semiconductor design – selection can be based on motor power which ensures easy selection.
- Can be used for an almost unlimited number of starts per hour without derating.
- A universal control voltage (24-480 V AC/ V DC) – simplifies selection and keeps stock at a minimum.
- A “fit and forget” contactor design – simplifies installation and reduces required panel space.
- Digitally controlled rotary switches – secures precise settings and simplifies installation.
- Ratings for heavy duty as standard – simplifies installation and reduces the risk of breakdown



Timed voltage ramp

- Micro Soft Start Controller for motors up to 11kW
- Extremely robust SCR design with heavy ratings as standard
- Unlimited number of starts per hour
- Contactor style design for easy selection, installation and commissioning



The perfect match for:

- Smaller compressors for example scroll or reciprocating compressors in air-conditioning units.
- Conveyor systems
- Pumps

Power range:

MCD 100-001	1,5 kW
MCD 100-007	7,5 kW
MCD 100-011	11 kW

All sizes are rated for line voltage up to 600 V AC.

Features	Benefits
<ul style="list-style-type: none"> • Small footprint and compact size • Selection can be based on motor power 	<ul style="list-style-type: none"> • Saves panel space • Easy selection
<ul style="list-style-type: none"> • Universal control voltage 	<ul style="list-style-type: none"> • Simplifies selection • Keeps stock at a minimum
<ul style="list-style-type: none"> • “Fit and forget” contactor design 	<ul style="list-style-type: none"> • Simplifies installation • Reduces required panel space
Reliable	Maximum up-time
<ul style="list-style-type: none"> • Robust semiconductor design • Almost unlimited number of starts per hour without derating • Max. ambient temperature 50°C without derating 	<ul style="list-style-type: none"> • Reliable operation • Prevents unauthorized changes • No external cooling or oversizing necessary
User-friendly	Save commissioning and operating cost
<ul style="list-style-type: none"> • Easy to install and use • Digitally controlled rotary switches • Easy DIN rail mounting for sizes up to 30 kW 	<ul style="list-style-type: none"> • Saves times • Secures precise settings and simplifies installation • Saves time and space

Specifications

Mains supply (L1, L2, L3)	
MCD 100	3 x 208 VAC ~ 600 VAC (+10% / -15%)
Supply frequency (at start)	45 Hz – 66 Hz
Control circuit (A1, A2)	
MCD 100	24 – 480 VAC/VDC (-15% +10%)
Environmental	
Degree of protection MCD 100	IP 20
Operating temperatures	-5° C/+40° C (60° C with de-rating)
Pollution Degree	Pollution Degree 3
EMC Emission	
Equipment class (EMC)	Class A
Conducted radio frequency emission	
0.15 MHz – 0.5 MHz	< 90 dB (µV)
0.5 MHz – 5 MHz	< 76 dB (µV)
5 MHz – 30 MHz	80-60 dB (µV)
Radiated radio frequency emission	
30 MHz – 230 MHz	< 30 dB (µV/m)
230 MHz – 1000 MHz	< 37 dB (µV/m)

This product has been designed for Class A equipment. Use of the product in domestic environments may cause radio interference, in which case the user may be required to employ additional mitigation methods.

EMC Immunity	
Electro static discharge	4 kV contact discharge, 8 kV air discharge
Radio-frequency electromagnetic field	
0.15 MHz – 1000 MHz	140 dB (µV)
Rated impulse withstand voltage (Fast transients 5/50 ns – Burst)	4 kV line to earth
Rated insulation voltage (Surges 1.2/50 µs – 8/20 µs)	4 kV line to earth, 2 kV line to line
Voltage dip and short time interruption	100 ms (at 40% nominal voltage)
Short Circuit	
Rated short-circuit current MCD 100-001	Normal fuses: 25 A gL/gG
SCR I2t rating for semiconductor fuses	72 A2s
Rated short-circuit current MCD 100-007	Normal fuses: 50 A gL/gG
SCR I2t rating for semiconductor fuses	1800 A2s
Rated short-circuit current MCD 100-011	Normal fuses: 80 A gL/gG
SCR I2t rating for semiconductor fuses	6300 A2s
Heat Dissipation	
MCD 100-001	Max. 4 watts
MCD 100-007 to MCD 100-011	2 watts/Ampere
Standards Approvals	
UL/C-UL	UL508
CE	IEC 60947-4-2



Model	Power size (kW)	Rated current (Amps)	Dimensions (mm) H x W x D	Approvals
MCD100	1.5	3 A: 5-5:10 (AC 53b)	102x22,5x124	UL, CSA, CE
	7.5	15 A: 8-3: 100-3000 (AC 53a)	110x45x128	
	11	25 A: 6-5:100-480 (AC 53a)	110x90x128	

VLT® Compact Starter MCD 200

VLT® Compact Starter MCD 200 from Danfoss includes two families of soft starters in the power range from 7.5–110 kW.

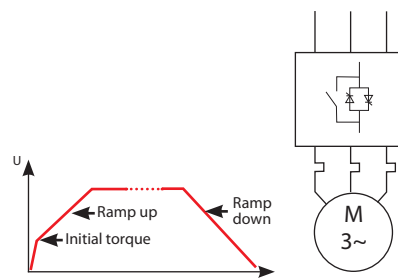
The series offer easy DIN rail mounting for sizes up to 30 kW, 2-wire or 3-wire start/stop control and excellent starting duty ($4 \times I_e$ for 6 seconds).

Heavy starting ratings at $4 \times I_e$ for 20 seconds.

Compatible with grounded delta power systems.

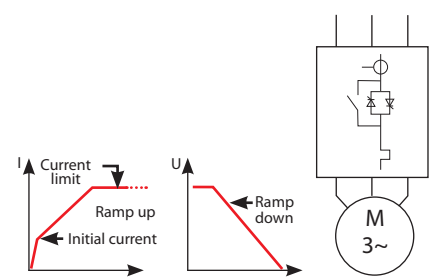


MCD 201



MCD 202

MCD 202 provides enhanced soft start functionality and various motor protection features



The perfect match for:

- Pumps
- Fans
- Compressors
- Mixers
- Conveyors

Power range:
7.5–110 kW

Features

- Small footprint and compact size
- Built-in bypass
- Advanced accessories
- Advanced SCR Control Algorithms balances output waveform

Reliable

- Essential motor protections (MCD 202)
- Max. ambient temperature 50° C without derating

User-friendly

- Easy to install and use
- Easy DIN rail mounting for sizes up to 30 kW

Benefits

- Saves panel space
- Minimises installation cost and eliminates power loss
- Reduces heat build up. Savings in components, cooling, wiring and labor
- Allows enhanced functionality
- Allowing more starts per hour, accepting higher load

Maximum up-time

- Reduces overall project investment
- No external cooling or oversizing necessary

Save commissioning and operating cost

- Saves time
- Saves time and space

Soft Starter for motors up to 110 kW

- Total motor starting solution
- Start, stop and protection features
- Local programming keypad and display

Optional:

- Modules for serial communication.
 - DeviceNet
 - Profibus
 - Modbus RTU
 - USB
- Remote operator kit
- PC software
- Pump application module



Remote operator kit

Remote Operator and display with 4–20 mA analogue output proportional to motor current (MCD 202)
 Serial communication: Modbus RTU, AS-i, Profibus and DeviceNet.
 PC-based MCD set-up software.

Specifications

Mains supply (I1, L2, L3)	
Supply voltage	3 x 200 VAC – 440 VAC or 3 x 200 – 575 VAC
Supply frequency	45 – 66 Hz
Control voltage	100 – 240 VAC 380 – 440 VAC 24 VDC/24 VAC
Control inputs	
Control inputs	Start, Stop Reset upsh button on the unit
Relay outputs	
Relay outputs	1 x main contactor 1 x programmable* (Trip or Run)
Protections, MCD 201	
	Phase sequence Supply fault Shorted SCR
Protections, MCD 202	
	Motor thermistor input Motor temperature – thermal model Phase imbalance Phase sequence Excess start time Supply fault Shorted SCR
LED indications	
Indications	Ready/Fault Run
Ambient operating temperature	
Ambient temperature	-5 to 60°C (above 40°C without derating)
Standards approvals	
Approvals	CE, UL, C-UL, CCC, C-tick



Cabinet sizes

Power range (400 V)	7–30 kW	37–55 kW	75–110 kW
Height [mm]	203	215	240
Width [mm]	98	145	202
Depth [mm]	165	193	214

VLT® Soft Starter MCD 500

VLT® Soft Starter MCD 500 is a total motor starting solution. Current transformers measure motor current and provide feedback for controlled motor ramp profiles.

AAC, the Adaptive Acceleration Control automatically employs the best starting and stopping profile for the application. Adaptive Acceleration Control means, that for each start and stop, the soft starter compares and adapts the process to the chosen profile fitting to the application.

The VLT® Soft Starter MCD 500 has a four line graphical display and a logic keypad making programming easy. Advanced setup is possible displaying operational status.

Three menu systems: Quick Menu, Application Setup and Main Menu provide optimum programming approach.



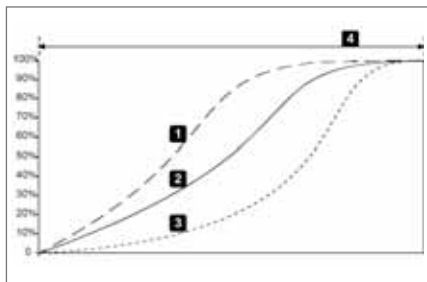
The perfect solution, also for more severe applications:

- Pumps
- Conveyors
- Fans
- Mixers
- Compressors
- Centrifuge
- Mill
- Saw
- And many more

Power range

21 – 1600 A, 7,5 – 800 kW
(1,2 MW inside Delta Connection)
Versions for 200 – 690 VAC

Features	Benefits
User friendly	
• AAC Adaptive Acceleration Control	• Automatically adapts to the best starting and stopping profile for the application
• Adjustable bus bars allow for both top and bottom entry (360-1600 A, 160-800 kW)	• Space saving, less cable cost and easy retrofitting
• DC injection braking distributed evenly over three phases	• Less installation cost and less stress on the motor
• Inside Delta (6-wire connection)	• Smaller soft starter can be selected for the application
• Log Menus, 99 Events and Trip log provide information on events, trips and performance	• Eases analysis on the application
• Auto Reset	• Less down time
• Jog (slow-speed operation)	• Application flexibility
• Second-order thermal model	• Allows motors to be used to their full potential without damage from overloading
• Internal bypass contactors (21 – 215 A, 7,5 – 110 kW)	• Save space and wiring compared to external bypass • Very little heat dissipates when running. Eliminates costly external fans, wiring or bypass contactors
• Auto-start/stop clock	• Application flexibility
• Compact size – amongst the smallest in their class	• Saves space in cabinets and other application setups
• 4-line graphical display	• Optimum programming approach and setup for viewing operational status
• Multiple programming setup (Standard Menu, Extended Menu, Quick Set)	• Simplifies the programming, but still holding to maximum flexibility
• Multiple (8) languages	• Serving the whole world



Fully featured Soft Starter for motors up to 800 kW

- Total motor starting solution
- Advanced start, stop and protection features
- Adaptive Acceleration Control
- Inside Delta connection
- 4 line graphical display
- Multiple programming setup menus

Optional:

- Modules for serial communication:
 - DeviceNet
 - Profibus
 - Modbus RTU
 - USB
- Remote operator kit
- PC software



Remote operation kit

- Start/stop, reset
- LED for start, run, trip
- Trip codes
- Current display
- Motor temperature display
- 4–20 mA output



Specifications

Mains supply (L1, L2, L3)	
MCD5-xxxx-T5	200 VAC ~ 525 VAC (± 10%)
MCD5-xxxx-T7	380 VAC ~ 690 VAC (± 10%) (earthed star supply system only)
MCD5-xxxx-T7	380 VAC ~ 600 VAC (± 10%) (inside delta connection)
Supply frequency (during start)	>45 Hz (50 Hz supply) or >55 Hz (60 Hz supply)
Supply frequency (during run)	>48 Hz (50 Hz supply) or >58 Hz (60 Hz supply)
Electronics control voltage	230 VAC (+10%/-15%) or 400 VAC (+10%/-15%)

Control voltage (A4, A5, A6)	
CV1 (A5, A6)	24 VAC/VDC (± 20%)
CV2 (A5, A6)	110~120 VAC (+10%/-15%)
CV2 (A4, A6)	220~240 VAC (+10%/-15%)
Mains frequency	50/60 Hz (± 10%)
Rated insulation voltage to earth	600 VAC
Rated impulse withstand voltage	4 kV
Form designation	Bypassed or continuous, semiconductor motor starter form 1

Short circuit capability	
Coordination with semiconductor fuses	Type 2
Coordination with HRC fuses	Type 1
MCD5-0021B to MCD5-0105B	Prospective current 10 kA
MCD5-0131B to MCD5-0245C	Prospective current 18 kA
MCD5-0360C to MCD5-0927C	Prospective current 85 kA
MCD5-1200C to MCD5-1600C	Prospective current 100 kA

Electromagnetic capability (compliant with EU Directive 89/336/EEC)	
EMC Emissions (Terminals 13 & 14)	IEC 60947-4-2 Class B and Lloyds Marine No. 1 Specification (up to MCD5-215B)
EMC Immunity	IEC 60947-4-2

Outputs	
Relay Outputs	10A @ 250 VAC resistive, 5A @ 250 VAC AC15 pf 0.3
Programmable Outputs	
Relay A (13, 14)	Normally open
Relay B (21, 22, 24)	Changeover
Relay C (33, 34)	Normally open
Analog Output (07,08)	0 – 20 mA or 4 – 20 mA (selectable)
Maximum load	600 Ω (12 VDC @ 20 mA) (accuracy ± 5%)
24 VDC Output (16,08) Maximum load	200 mA (accuracy ± 10%)

Environmental	
Protection MCD5-0021B ~ MCD5-0105B	IP 20 & NEMA, UL Indoor Type 1
Protection MCD5-0131B ~ MCD5-1600C	IP 00, UL Indoor Open Type
Operating temperature	-10° C to 60° C, above 40° C with derating
Storage temperature	-25° C to +60° C
Operating Altitude	0 – 1000 m, above 1000 m with derating
Humidity	5% to 95% Relative Humidity
Pollution degree	Pollution Degree 3

Heat Dissipation	
During start	4.5 watts per ampere

Dimensions

Current rating [A]	Weight [kg]	Hight [mm]	Width [mm]	Depth [mm]
21, 37, 43 and 53	4.2	295	150	183
68	4.5			
84, 89 and 105	4.9	438	275	250
131, 141, 195 and 215	14.9			
245	23.9	460	390	279
360, 380 and 428	50.1	689	430	302
595, 619, 790 and 927	53.1			
1200, 1410 and 1600	120	856	585	364

VLT® Harmonic Filter AHF 005/010

The Danfoss AHF 005 and AHF 010 are advanced harmonic filters, not to be compared with traditional harmonic trap filters. The Danfoss harmonic filters have been specially designed to match the Danfoss frequency converters.

By connecting the Danfoss harmonic filters AHF 005 or AHF 010 in front of a Danfoss frequency converter, the harmonic current distortion generated back to the mains is reduced to a minimum.

Calculation Software

Danfoss has created a PC based program MCT31 for calculation of harmonics with different principles for suppression. It can calculate the harmonics for danfoss frequency converters depending on actual system (transformer, cables, other loads, etc.)



Product range

Line Voltage

- 380 – 415 V AC (50 Hz)
- 380 – 415 V AC (60 Hz)
- 440 – 480 V AC (60 Hz)
- 500 – 525 V (50Hz)
- 690 V (50 Hz)

Filter current

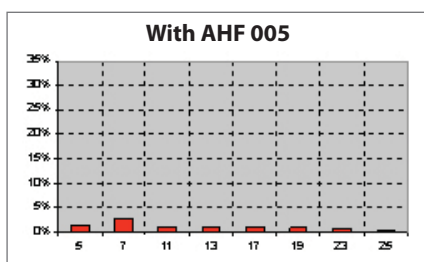
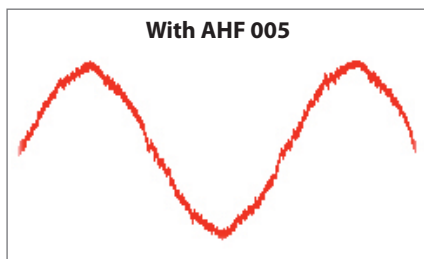
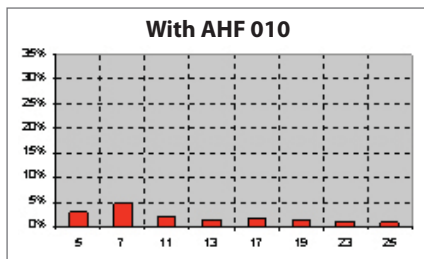
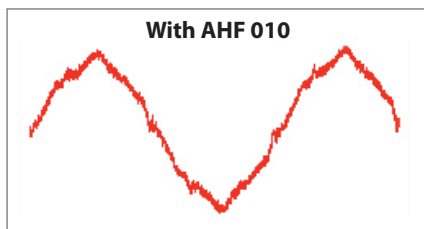
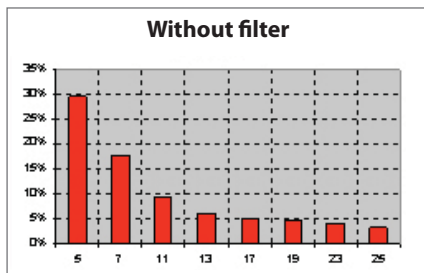
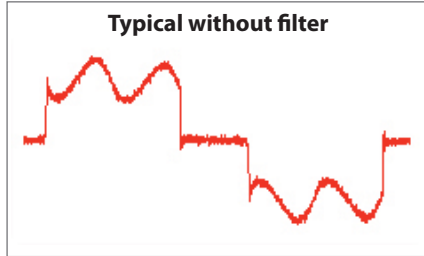
- 10 A – 370 A
- (Modules can be paralleled for higher power)

Enclosure degree

- IP 20

Features	Benefits
User-friendly	
• Small compact housing	• Fits into a panel
• Easy to use in retrofit applications	• High flexibility
• One filter module can be used for several frequency converters	• Lowers system cost
• Complies with IEEE 519-1992 and stage 1 of EN 61000-3-12	• Installation in harsh environments
• Easy commissioning	• No adjustment necessary
• No routine maintenance required	• No running expenses
Efficient	
• AHF 005 reduces the total harmonic current distortion to 5%	• Reduces transformer load
• AHF 010 reduces the total harmonic current distortion to 10%	• Reduces transformer load
• Low filter losses	• High efficiency (> 0.98)

Current and Distortion Spectrum at Full Load



Specifications

Line voltage	± 10%
Frequency	+/- 5%
Overload current	160% for 60 s
Efficiency	0.98
True power factor	0.80 @ 50% load 0.99 @ 100% load 1.0 @ 150% load
Ambient temperature	5°C – 40°C without derating

Ordering numbers

IAHF,N	380 V – 415 V					
	Typical motor		AHF 005		AHF 010	
	kW	HP	50 Hz	60 Hz	50 Hz	60 Hz
10 A	4, 5,5	6	175G6600	130B2540	175G6622	130B2541
19 A	7,5	10, 15	175G6601	130B2460	175G6623	130B2472
26 A	11	20	175G6602	130B2461	175G6624	130B2473
35 A	15, 18,5	25, 30	175G6603	130B2462	175G6625	130B2474
43 A	22	40	175G6604	130B2463	175G6626	130B2475
72 A	30, 37	50, 60	175G6605	130B2464	175G6627	130B2476
101 A	45, 55	75	175G6606	130B2465	175G6628	130B2477
144 A	7,5	100	175G6607	130B2466	175G6629	130B2478
180 A	90	125	175G6608	130B2467	175G6630	130B2479
217 A	110	150	175G6609	130B2468	175G6631	130B2480
289 A	132, 160	200	175G6610	130B2469	175G6632	130B2481
324 A	160	250	175G6611	130B2470	175G6633	130B2482
370 A	200	300	175G6688	130B2471	175G6691	130B2483
434 A	250		2 x 175G6609		2 x 175G6631	
506 A	250	350	175G6609 + 175G6610	130B2468 + 130B2469	175G6631 + 175G6632	130B2480 + 130B2481
578 A	315	450	2 x 175G6610	2 x 130B2469	2 x 175G6632	2 x 130B2481
613 A	350		175G6610 + 175G6611		175G6632 + 175G6633	
648 A	355	500	2 x 175G6611	2 x 130B2470	2 x 175G6633	2 x 130B2482

IAHF,N	440 V – 480 V		
	Typical motor used (HP)	AHF 005	AHF 010
19 A	10, 15	175G6612	175G6634
26 A	20	175G6613	175G6635
35 A	25, 30	175G6614	175G6636
43 A	40	175G6615	175G6637
72 A	50, 60	175G6616	175G6638
101 A	75	175G6617	175G6639
144 A	100, 125	175G6618	175G6640
180 A	150	175G6619	175G6641
217 A	200	175G6620	175G6642
289 A	250	175G6621	175G6643
324 A	300	175G6689	175G6692
370 A	350	175G6690	175G6693
506 A	450	175G6620 + 175G6621	175G6642 + 175G6643
578 A	500	2 x 175G6621	2 x 175G6643

IAHF,N	500 – 525 V		
	Typical motor used (kW)	AHF 005	AHF 010
10 A	4, 5,5	175G6644	175G6656
19 A	7,5, 11	175G6645	175G6657
26 A	15, 18,5	175G6646	175G6658
35 A	22	175G6647	175G6659
43 A	30	175G6648	175G6660
72 A	37, 45	175G6649	175G6661
101 A	55, 75	175G6650	175G6662
144 A	90, 110	175G6651	175G6663
180 A	132	175G6652	175G6664
217 A	160	175G6653	175G6665
289 A	200	175G6654	175G6666
324 A	250	175G6655	175G6667
434 A	315	2 x 175G6653	2 x 175G6665
469 A	355	175G6652 + 175G6654	175G6664 + 175G6666
578 A	400	2 x 175G6654	2 x 175G6666

IAHF,N	690 V		
	Typical motor used (kW)	AHF 005	AHF 010
43 A	37, 45	130B2328	130B2293
72 A	55, 75	130B2330	130B2295
101 A	90	130B2331	130B2296
144 A	110, 132	130B2333	130B2298
180 A	160	130B2334	130B2299
217 A	200	130B2335	130B2300
289 A	250	130B2331 + 130B2333	130B2301
324 A	315	130B2333 + 130B2334	130B2302
370 A	400	130B2334 + 130B2335	130B2304

VLT® Power Option Sine-Wave filter

Sine-wave output filters are low-pass filters that suppress the switching frequency component from the drive and smooth out the phase-to-phase output voltage of the drive to become sinusoidal. This reduces the motor insulation stress and bearing currents.

By supplying the motor with a sinusoidal voltage waveform, the switching acoustic noise from the motor is also eliminated.

Thermal losses and bearing currents

The sinusoidal voltage supply to the motor reduces hysteresis thermal losses in the motor. Since the motor insulation lifetime is dependent on the motor temperature, the sine-wave filter prolongs the lifetime of the motor.

The sinusoidal motor terminal voltage from the sine-wave filter furthermore has the advantage of suppressing any bearing currents in the motor. This reduces the risk of flash-over in the motor bearings and thereby also contributes to extended motor lifetime and increased service intervals.

The perfect solution for:

- Applications with older motors
- Aggressive environments
- Applications with frequent braking
- 690 V applications with general purpose motors
- Motor cable length above 150 metres

Range

3 x 200 – 500 V, 2,5 – 1,200 A
3 x 525 – 690 V, 13 – 1,320 A

Enclosures

IP00 and IP20 enclosure in the entire power range

Mounting

- Side by side mount with the drive up to 75 A
- Filters wall mounted up to 75 A and floor mount above 75 A



Quality and Design

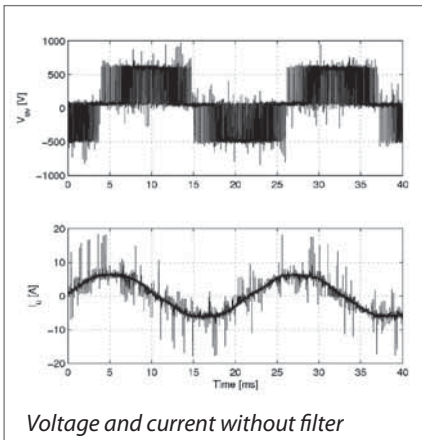
All filters are designed and tested for operation with the VLT® Automation-Drive FC 302, VLT® AQUA Drive FC 202, and the VLT® HVAC Drive FC 102. They are rated for the nominal switching frequency of the VLT® FC series and therefore no derating of the drive is needed.

The enclosure is designed to match the look and quality of the VLT® FC-series drives.

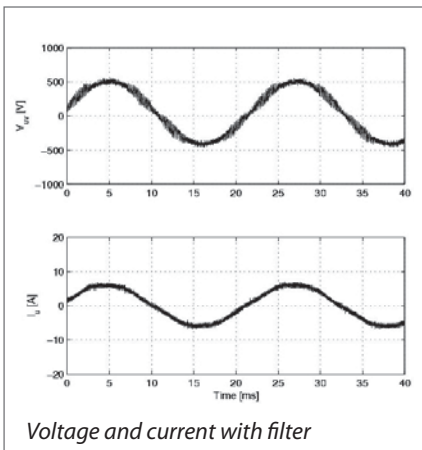
Advantages

- Compatible with all control principles including flux and VVC+
- Parallel filter installation is possible for applications in the high power range

Features	Benefits
<ul style="list-style-type: none"> • Supplies the motor with a sinusoidal voltage waveform 	<ul style="list-style-type: none"> • Prevents flashover in motor windings
<ul style="list-style-type: none"> • Eliminates over-voltages and voltage spikes caused by cable reflections 	<ul style="list-style-type: none"> • Protects the motor insulation against premature aging
<ul style="list-style-type: none"> • Reduces electromagnetic interference by eliminating pulse reflection caused by current ringing in the motor cable. This allows the use of unshielded motor cables in some applications. 	<ul style="list-style-type: none"> • Trouble-free operation
<ul style="list-style-type: none"> • Eliminates acoustic noise in motor 	<ul style="list-style-type: none"> • Noiseless motor operation
<ul style="list-style-type: none"> • Reduces high frequent losses in motor 	<ul style="list-style-type: none"> • Prolongs service interval of motor



Voltage and current without filter

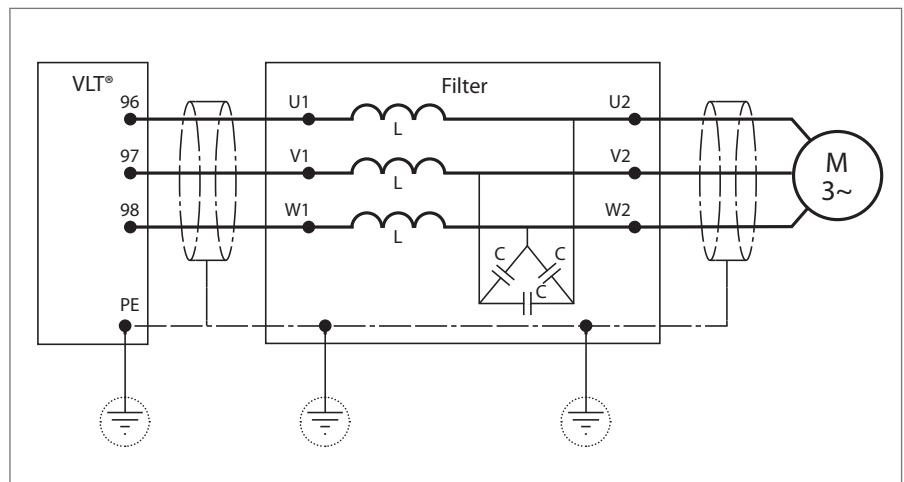


Voltage and current with filter

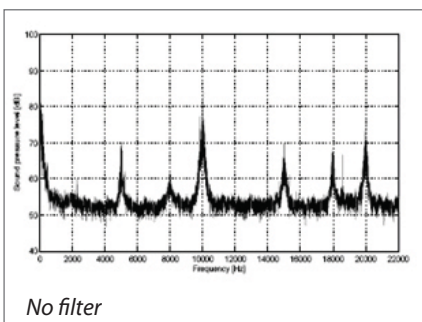
Specifications

Voltage rating	3 x 200 – 500 V and 3 x 525 – 690 V
Nominal current I_N @ 50 Hz	2.5 – 1200 A for higher power modules can be paralleled
Motor frequency	0 – 60 Hz without derating 100/120 Hz (up to 10 A) with derating
Ambient temperature	-25° to 45°C without derating
Min. switching frequency	f_{min} 1,5 kHz – 5 kHz depending on filter type
Max. switching frequency	f_{max} 8 kHz
Overload capacity	160% for 60 sec every 10 min.
Enclosure degree	IP00 and IP20
Approvals	CE, UL

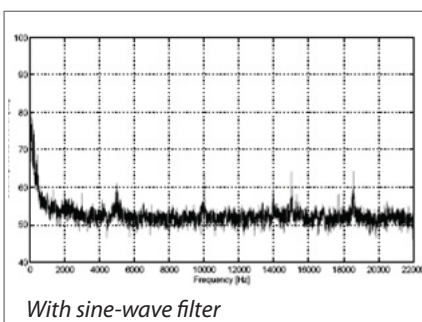
Connection diagram



Relative sound pressure measurements from the motor with and without sine-wave filter



No filter



With sine-wave filter

	Currents		Cabinet	Dimensions		
	500 V [A]	690 V [A]		Height [mm]	Width [mm]	Depth [mm]
Wall Mount [IP 20]	2.5-4.5		A1	181	75	205
	8-10		A2	246	90	205
	17		A3	246	120	205
	24		A4	246	130	205
	38	13	B1	260	150	260
Floor Mount [IP 21]	48		B2	380	150	260
	62-75		B3	285	170	260
			B4	460	170	260
			B5	540	170	260
			F1	463	610	440
	115-180	28-115	F2	522	640	500
			F3	522	670	500
			F4	602	740	550
	260-480	165-260	F5	602	770	550
660-1200	303-940	F6	782	910	650	
	1320	F7	856	1150	860	
		F8	1152	1260	800	
		F9	1302	1304	860	

VLT® Power Options dU/dt filter

dU/dt filters reduce the dU/dt values on the motor terminal phase-to-phase voltage – an important issue for short motor cables.

dU/dt filters are differential-mode filters which reduce motor terminal phase-to-phase peak voltages spikes and reduce the rise time to a level that lowers the stress on the insulation of motor windings.

Compared to sine-wave filters, the dU/dt filters have a cut-off frequency above the switching frequency. They are smaller, weigh less and have a lower price compared to sine-wave filters. The voltage at the motor terminals is still PWM pulse shaped, but the rise time and U_{peak} are reduced.

Furthermore, because of the smaller inductance and capacitance, the dU/dt filters introduce a negligible reactance between inverter and motor and are therefore suitable for high dynamic applications.

Superior compared to output chokes

Output chokes cause undamped oscillations at the motor terminals which increase the risk of double pulsing and over-voltages higher than twice the DC link voltage. The dU/dt filters are low-pass L-C filters with a well defined cut-off

The perfect solution for:

- Applications with short motor cables (up to 150 m)
- Applications with older motors
- Aggressive environments
- Applications with frequent braking

Range

3 x 200 – 500 V, 24 – 2300 A
3 x 525 – 690 V, 28 – 1350 A

Enclosures

IP 00 and IP 20 enclosure in the entire power range.

Mounting

- Side by side mounting with the drive
- Filters wall mounted up to 115 A and floor mounted above that size



frequency. Therefore the ringing oscillations at the motor terminals are damped and there is a reduced risk of double pulsing and voltage peaks.

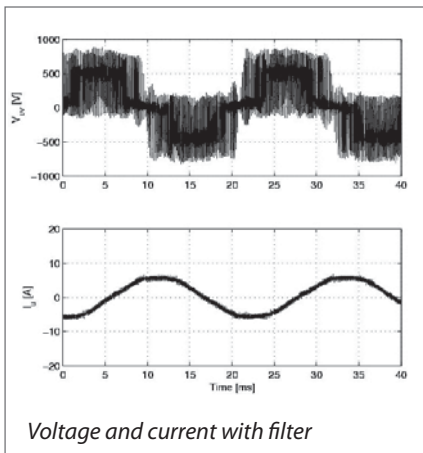
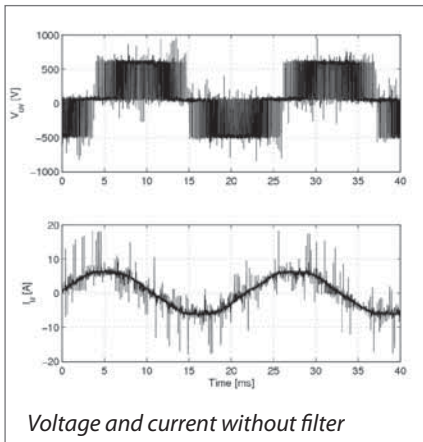
Quality and Design

All dU/dt filters are designed and tested for operation with the VLT® AutomationDrive FC 302, VLT® AQUA Drive FC 202, and the VLT® HVAC Drive FC 102. They are designed to match the look and quality of the VLT® FC series drives.

Advantages

- Compatible with all control principles, including flux and WC+
- Parallel filter installation is possible for applications in the high power range

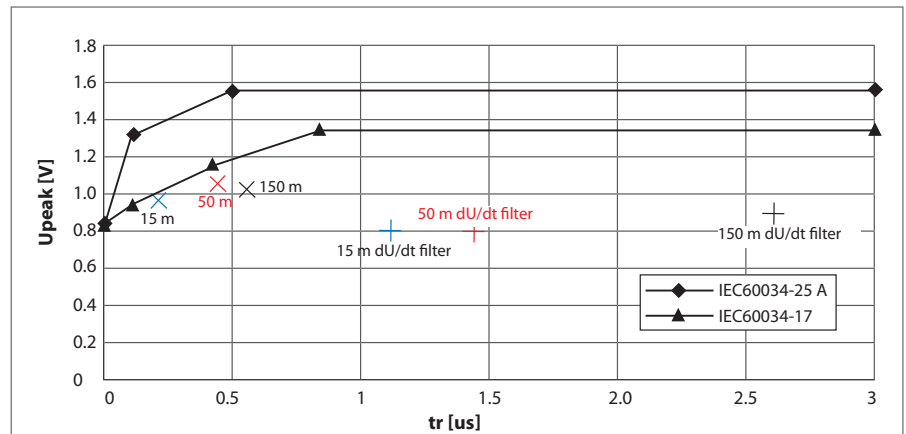
Features	Benefits
<ul style="list-style-type: none">• Reduces dU/dt stresses	<ul style="list-style-type: none">• Increases motor service interval
<ul style="list-style-type: none">• Lowers the magnetic interference propagation on surrounding cables and equipment	<ul style="list-style-type: none">• Trouble-free operation
<ul style="list-style-type: none">• Low voltage drop makes dU/dt filters the ideal solution for highly dynamic applications with flux vector regulation	<ul style="list-style-type: none">• Small size and cost compared to sine-wave filters



Specifications

Voltage rating	3 x 200 – 500 V and 3 x 525 – 690 V
Nominal current I_N @ 50 Hz	11 – 1200 Amp for higher power modules can be paralleled
Motor frequency	0 – 60 Hz without derating 100/120 Hz (up to 10 A) with derating
Ambient temperature	-25° to 45° C without derating
Min. switching frequency	f_{min} 1,5 kHz – 4 kHz depending on filter type
Max. switching frequency	f_{max} 8 kHz
Mounting	Side-by-side (up to 115 A)
Overload capacity	160% for 60 sec every 10 min.
Enclosure degree	IP 00 and IP 20
Approvals	CE, UL

dU/dt limit curves



The dU/dt value decreases with the motor cable length whereas the peak voltage increases. Therefore it is recommended to use sine-wave filters in installations with motor cable lengths above 150 m.

	Currents		Cabinet	Dimensions		
	500 V [A]	690 V [A]		Height [mm]	Width [mm]	Depth [mm]
Wall Mount [IP 20]	24	28	A1	181	75	205
			A2	246	90	205
			A3	246	120	205
			A4	246	130	205
			B1	260	150	260
	45-110	45-115	B2	380	150	260
			B3	285	170	260
			B4	460	170	260
			B5	540	170	260
			Floor Mount [IP 21]	182-500		F1
F2	522	640				500
F3	522	670				500
750	165-630	F4		602	740	550
		F5		602	770	550
		F6		782	910	650
910	530	F7		856	1150	860
		F8		1152	1260	800
		F9		1302	1304	860
1500-2300						

VLT® Motion Control Tool MCT 10

Setup software provides easy control of details as well as a general overview of drive systems, large or small. The tool handles all drives related data.

More efficient service organization

- Scope & logging: analyse problems easily
- Read out alarms, warnings and fault log in one view.
- Compare saved project with on-line drive

More efficient commissioning

- Off-line commissioning onsite
- Save/send/mail projects anywhere
- Easy field-bus handling, multiple drives in project file. Enables service organization to be more efficient

Basic:

- Scope & Graph
- Alarm history in saved projects
- MCO305 support
- Graphical Smart Logic Controller
- Graphical Timebased Actions, Preventive Maintenance and Basic Cascade Controller (FC102/FC202 only)
- Multiple fieldbus support
- VLT5000 to FC302 Drive Conversion Wizard

Advanced:

- No limitation in number of drives
- Motor Database
- Real Time Logging from drive
- Sensorless pump control

Fieldbusses:

- ProfiBus
- RS485
- USB
- Ethernet-TSC

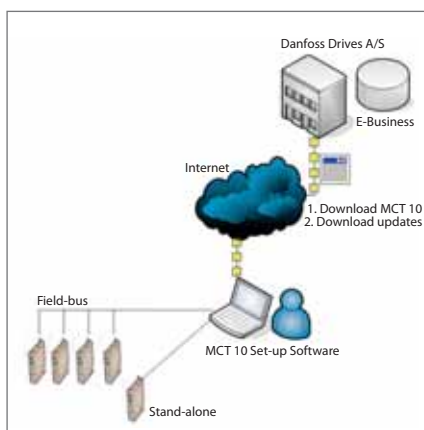


Internet download

<http://www.danfoss.com/drives>

System requirements

- MS Windows® NT 4.0, 2000, XP or Vista
- Pentium III 350 MHz or better
- 256 Mb RAM or better
- 200 Mb free hard disk space
- CD-ROM drive
- VGA or XGA graphic adapter



Features

- One PC tool for alle tasks
- "Explorer-like" view
- Option programming
- Online and offline commissioning
- Scope & logging
- Alarm history
- Multiple interfaces
- USB connection

Benefits

- Save time
- Easy to use
- Save time
- Save cost
- Easy analyzing - less downtime
- Easy fault finding
- Easy connection
- Easy connection

VLT® Service

VLT® DrivePro™ LifeCycle Service Packages

Plus, Premium and Supreme

VLT® DrivePro™ Plus

The Plus Package offers a program of support to help customers realize improve drive availability and reliability.

Features

- Preventative Maintenance
- Standard Training
- 24 hour Hotline
- 24 hour response time
- On-site service

VLT® DrivePro™ Premium

Our Premium Program provides a combination of basic and advanced service and support resources aimed at extending the life of your drives and ensure peak economic performance.

Features

- Preventative Maintenance
- Standard and scheduled training
- 24 hour Hotline
- 6 hour response time
- On-site service, inc. labour & travel
- Start-up
- Extended warranty – Depot
- Extended warranty – On-site
- Environmental disposal

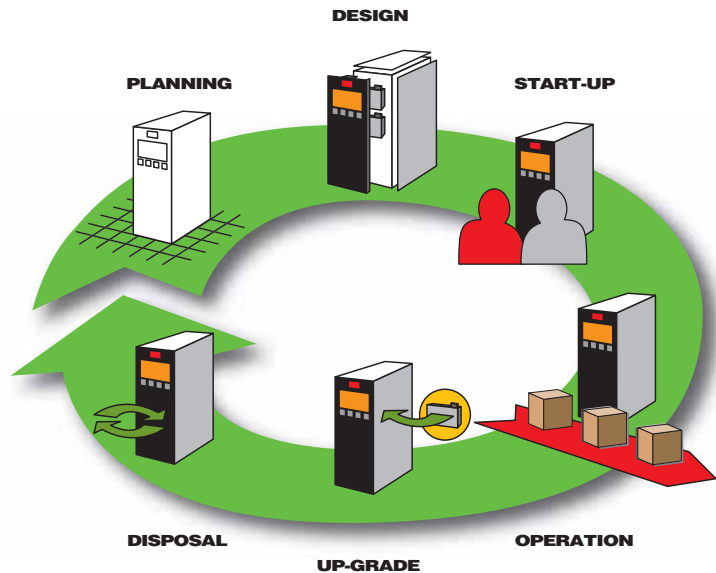
VLT® DrivePro™ Supreme

The Supreme Package provides a full scope of service to meet your operational needs, help you achieve business critical KPI metrics and last but not least give you total peace of mind.

Features

- Preventative Maintenance
- Customer-specific training
- 24 hour Hotline

- 6 hour response time
- On-site service, inc. labour & travel
- Start-up
- Extended warranty – Depot
- Extended warranty – On-site
- Environmental disposal
- Analysis and surveys
- Spare Parts/Drives
- SmartStep
- Stock Maintenance & Consignment
- Stock



VLT® DrivePro™ SmartStep

Upgrade and replace equipment proactively for total peace of mind

Upgrade sensibly

DrivePro™ SmartStep is a comprehensive replacement and upgrade program for customers to assure optimal efficiency and cost performance. It's an easy upgrade program for substantially reduced cost that's backed by professional service support.

DrivePro™ SmartStep advantages

- Customized service and upgrade program
- Flexible replacement plan
- Fixed costs

Designed for success

- Minimize down-time costs
- Extend mean-time-to-repair intervals
- Control your maintenance budget
- Avoid unexpected investments in equipment

Available for application areas such as:

- Food & Beverage
- HVAC
- CTM (chemical, textile, materials)
- Water and wastewater



Environmentally responsible

VLT® products are manufactured with respect for the safety and well-being of people and the environment.

All activities are planned and performed taking into account the individual employee, the work environment and the external environment. Production takes place with a minimum of noise, smoke or other pollution and environmentally safe disposal of the products is prepared.

UN Global Compact

Danfoss has signed the UN Global Compact on social and environmental responsibility and our companies act responsibly towards local societies.

EU Directives

All factories are certified according to ISO 14001 standard. All products fulfil the EU Directives for General Product Safety and the Machinery directive. Danfoss Drives is, in all product series, implementing the EU Directive concerning Hazardous Substances in Electrical and Electrical Equipment (RoHS) and is designing all new product series according to the EU Directive on Waste Electrical and Electronic Equipment (WEEE).

Impact on energy savings

One year's energy savings from the annual production of VLT® drives will save the energy equivalent to the energy production from a power plant. Better process control at the same time improves product quality and reduces waste and wear on equipment.

What VLT® is all about

Danfoss Drives is the world leader among dedicated drives providers – and still gaining market share.

Dedicated to drives

Dedication has been a key word since 1968, when Danfoss introduced the world's first mass produced variable speed drive for AC motors – and named it VLT®.

Twentyfive hundred employees develop, manufacture, sell and service drives and softstarters in more than one hundred countries, focused only on drives and soft starters.

Intelligent and innovative

Developers at Danfoss Drives have fully adopted modular principles in development as well as design, production and configuration.

Tomorrow's features are developed in parallel using dedicated technology platforms. This allows the development of all elements to take place in parallel, at the same time reducing time to market and ensuring that customers always enjoy the benefits of the latest features.

Rely on the experts

We take responsibility for every element of our products. The fact that we develop and produce our own features, hardware, software, power modules, printed circuit boards, and accessories is your guarantee of reliable products.

Local backup – globally

VLT® motor controllers are operating in applications all over the world and Danfoss Drives' experts located in more than 100 countries are ready to support our customers with application advice and service wherever they may be.

Danfoss Drives experts don't stop until the customer's drive challenges are solved.



Below is a list of articles with direct links to our shop Electric Automation Network where you can see:

- Quote per purchase volume in real time.
- Online documentation and datasheets of all products.
- Estimated delivery time enquiry in real time.
- Logistics systems for the shipment of materials almost anywhere in the world.
- Purchasing management, order record and tracking of shipments.

To access the product, [click on the green button.](#)

Product	Code	Reference	Product link
VLT® AutomationDrive FC 300 0.37 KW / 0.50 HP, 380 - 500 VAC, IP20 / Chassis, RFI Class A1/B (C1), No brake chopper Further options according to typecode	131B0033		Buy on EAN
VLT® AutomationDrive FC 300 0.55 KW / 0.75 HP, 380 - 500 VAC, IP20 / Chassis, RFI Class A1/B (C1), No brake chopper Further options according to typecode	131B0034		Buy on EAN
VLT® AutomationDrive FC 300 0.75 KW / 1.0 HP, 380 - 500 VAC, IP20 / Chassis, RFI Class A1/B (C1), No brake chopper Further options according to typecode	131B0035		Buy on EAN
VLT® AutomationDrive FC 300 1.5 KW / 2.0 HP, 380 - 500 VAC, IP20 / Chassis, RFI Class A1/B (C1), No brake chopper Further options according to typecode	131B0037		Buy on EAN
VLT® AutomationDrive FC 300 2.2 KW / 3.0 HP, 380 - 500 VAC, IP20 / Chassis, RFI Class A1/B (C1), No brake chopper Further options according to typecode	131B0038		Buy on EAN
VLT® AutomationDrive FC 300 3.0 KW / 4.0 HP, 380 - 500 VAC, IP20 / Chassis, RFI Class A1/B (C1), No brake chopper Further options according to typecode	131B0039		Buy on EAN
VLT® AutomationDrive FC 300 4.0 KW / 5.5 HP, 380 - 500 VAC, IP20 / Chassis, RFI Class A1/B (C1), No brake chopper Further options according to typecode	131B0040		Buy on EAN
VLT® AutomationDrive FC 300 5.5 KW / 7.5 HP, 380 - 500 VAC, IP20 / Chassis, RFI Class A1/B (C1), No brake chopper Further options according to typecode	131B0041		Buy on EAN
VLT® AutomationDrive FC 300 7.5 KW / 10 HP, 380 - 500 VAC, IP20 / Chassis, RFI Class A1/B (C1), No brake chopper Further options according to typecode	131B0042		Buy on EAN
VLT® AutomationDrive FC 300 0.55 KW / 0.75 HP, 380 - 500 VAC, IP20 / Chassis, RFI Class A1/B (C1), Brake chopper Further options according to typecode	131B0044		Buy on EAN

VLT® AutomationDrive FC 300 0.75 KW / 1.0 HP, 380 - 500 VAC, IP20 / Chassis, RFI Class A1/B (C1), Brake chopper Further options according to typecode	131B0045	Buy on EAN
VLT® AutomationDrive FC 300 1.1 KW / 1.5 HP, 380 - 500 VAC, IP20 / Chassis, RFI Class A1/B (C1), Brake chopper Further options according to typecode	131B0046	Buy on EAN
VLT® AutomationDrive FC 300 1.5 KW / 2.0 HP, 380 - 500 VAC, IP20 / Chassis, RFI Class A1/B (C1), Brake chopper Further options according to typecode	131B0047	Buy on EAN
VLT® AutomationDrive FC 300 2.2 KW / 3.0 HP, 380 - 500 VAC, IP20 / Chassis, RFI Class A1/B (C1), Brake chopper Further options according to typecode	131B0048	Buy on EAN
VLT® AutomationDrive FC 300 3.0 KW / 4.0 HP, 380 - 500 VAC, IP20 / Chassis, RFI Class A1/B (C1), Brake chopper Further options according to typecode	131B0049	Buy on EAN
VLT® AutomationDrive FC 300 4.0 KW / 5.5 HP, 380 - 500 VAC, IP20 / Chassis, RFI Class A1/B (C1), Brake chopper Further options according to typecode	131B0050	Buy on EAN
VLT® AutomationDrive FC 300 5.5 KW / 7.5 HP, 380 - 500 VAC, IP20 / Chassis, RFI Class A1/B (C1), Brake chopper Further options according to typecode	131B0051	Buy on EAN
VLT® AutomationDrive FC 300 7.5 KW / 10 HP, 380 - 500 VAC, IP20 / Chassis, RFI Class A1/B (C1), Brake chopper Further options according to typecode	131B0052	Buy on EAN
VLT® AutomationDrive FC 300 1.1 KW / 1.5 HP, 380 - 500 VAC, IP20 / Chassis, RFI Class A1/B (C1), Brake chopper Further options according to typecode	131B0056	Buy on EAN
VLT® AutomationDrive FC 300 1.5 KW / 2.0 HP, 380 - 500 VAC, IP20 / Chassis, RFI Class A1/B (C1), Brake chopper Further options according to typecode	131B0057	Buy on EAN
VLT® AutomationDrive FC 300 2.2 KW / 3.0 HP, 380 - 500 VAC, IP20 / Chassis, RFI Class A1/B (C1), Brake chopper Further options according to typecode	131B0058	Buy on EAN
VLT® AutomationDrive FC 300 3.0 KW / 4.0 HP, 380 - 500 VAC, IP20 / Chassis, RFI Class A1/B (C1), Brake chopper Further options according to typecode	131B0059	Buy on EAN
VLT® AutomationDrive FC 300 4.0 KW / 5.5 HP, 380 - 500 VAC, IP20 / Chassis, RFI Class A1/B (C1), Brake chopper Further options according to typecode	131B0060	Buy on EAN
VLT® AutomationDrive FC 300 7.5 KW / 10 HP, 380 - 500 VAC, IP20 / Chassis, RFI Class A1/B (C1), Brake chopper Further options according to typecode	131B0062	Buy on EAN
VLT® AutomationDrive FC 300 0.37 KW / 0.50 HP, 380 - 500 VAC, IP20 / Chassis, RFI Class A2 (C3), Brake chopper Further options according to typecode	131B0063	Buy on EAN
VLT® AutomationDrive FC 300 0.55 KW / 0.75 HP, 380 - 500 VAC, IP20 / Chassis, RFI Class A2 (C3), Brake chopper Further options according to typecode	131B0064	Buy on EAN
VLT® AutomationDrive FC 300 0.75 KW / 1.0 HP, 380 - 500 VAC, IP20 / Chassis, RFI Class A2 (C3), Brake chopper Further options according to typecode	131B0065	Buy on EAN

VLT® AutomationDrive FC 300 1.1 KW / 1.5 HP, 380 - 500 VAC, IP20 / Chassis, RFI Class A2 (C3), Brake chopper Further options according to typecode	131B0066	Buy on EAN
VLT® AutomationDrive FC 300 1.5 KW / 2.0 HP, 380 - 500 VAC, IP20 / Chassis, RFI Class A2 (C3), Brake chopper Further options according to typecode	131B0067	Buy on EAN
VLT® AutomationDrive FC 300 2.2 KW / 3.0 HP, 380 - 500 VAC, IP20 / Chassis, RFI Class A2 (C3), Brake chopper Further options according to typecode	131B0068	Buy on EAN
VLT® AutomationDrive FC 300 3.0 KW / 4.0 HP, 380 - 500 VAC, IP20 / Chassis, RFI Class A2 (C3), Brake chopper Further options according to typecode	131B0069	Buy on EAN
VLT® AutomationDrive FC 300 4.0 KW / 5.5 HP, 380 - 500 VAC, IP20 / Chassis, RFI Class A2 (C3), Brake chopper Further options according to typecode	131B0070	Buy on EAN
VLT® AutomationDrive FC 300 5.5 KW / 7.5 HP, 380 - 500 VAC, IP20 / Chassis, RFI Class A2 (C3), Brake chopper Further options according to typecode	131B0071	Buy on EAN
VLT® AutomationDrive FC 300 7.5 KW / 10 HP, 380 - 500 VAC, IP20 / Chassis, RFI Class A2 (C3), Brake chopper Further options according to typecode	131B0072	Buy on EAN
VLT® AutomationDrive FC 300 0.37 KW / 0.50 HP, 380 - 500 VAC, IP20 / Chassis, RFI Class A2 (C3), No brake chopper Further options according to typecode	131B0073	Buy on EAN
VLT® AutomationDrive FC 300 0.55 KW / 0.75 HP, 380 - 500 VAC, IP20 / Chassis, RFI Class A2 (C3), No brake chopper Further options according to typecode	131B0074	Buy on EAN
VLT® AutomationDrive FC 300 0.75 KW / 1.0 HP, 380 - 500 VAC, IP20 / Chassis, RFI Class A2 (C3), No brake chopper Further options according to typecode	131B0075	Buy on EAN
VLT® AutomationDrive FC 300 1.1 KW / 1.5 HP, 380 - 500 VAC, IP20 / Chassis, RFI Class A2 (C3), No brake chopper Further options according to typecode	131B0076	Buy on EAN
VLT® AutomationDrive FC 300 1.5 KW / 2.0 HP, 380 - 500 VAC, IP20 / Chassis, RFI Class A2 (C3), No brake chopper Further options according to typecode	131B0077	Buy on EAN
VLT® AutomationDrive FC 300 2.2 KW / 3.0 HP, 380 - 500 VAC, IP20 / Chassis, RFI Class A2 (C3), No brake chopper Further options according to typecode	131B0078	Buy on EAN
VLT® AutomationDrive FC 300 3.0 KW / 4.0 HP, 380 - 500 VAC, IP20 / Chassis, RFI Class A2 (C3), No brake chopper Further options according to typecode	131B0079	Buy on EAN
VLT® AutomationDrive FC 300 4.0 KW / 5.5 HP, 380 - 500 VAC, IP20 / Chassis, RFI Class A2 (C3), No brake chopper Further options according to typecode	131B0080	Buy on EAN
VLT® AutomationDrive FC 300 5.5 KW / 7.5 HP, 380 - 500 VAC, IP20 / Chassis, RFI Class A2 (C3), No brake chopper Further options according to typecode	131B0081	Buy on EAN
VLT® AutomationDrive FC 300 7.5 KW / 10 HP, 380 - 500 VAC, IP20 / Chassis, RFI Class A2 (C3), No brake chopper Further options according to typecode	131B0082	Buy on EAN

VLT® AutomationDrive FC 300 0.37 KW / 0.50 HP, 380 - 500 VAC, IP20 / Chassis, RFI Class A1/B (C1), No brake chopper Further options according to typecode	131B0123	Buy on EAN
VLT® AutomationDrive FC 300 0.55 KW / 0.75 HP, 380 - 500 VAC, IP20 / Chassis, RFI Class A1/B (C1), No brake chopper Further options according to typecode	131B0124	Buy on EAN
VLT® AutomationDrive FC 300 0.75 KW / 1.0 HP, 380 - 500 VAC, IP20 / Chassis, RFI Class A1/B (C1), No brake chopper Further options according to typecode	131B0125	Buy on EAN
VLT® AutomationDrive FC 300 1.1 KW / 1.5 HP, 380 - 500 VAC, IP20 / Chassis, RFI Class A1/B (C1), No brake chopper Further options according to typecode	131B0126	Buy on EAN
VLT® AutomationDrive FC 300 2.2 KW / 3.0 HP, 380 - 500 VAC, IP20 / Chassis, RFI Class A1/B (C1), No brake chopper Further options according to typecode	131B0128	Buy on EAN
VLT® AutomationDrive FC 300 3.0 KW / 4.0 HP, 380 - 500 VAC, IP20 / Chassis, RFI Class A1/B (C1), No brake chopper Further options according to typecode	131B0129	Buy on EAN
VLT® AutomationDrive FC 300 4.0 KW / 5.5 HP, 380 - 500 VAC, IP20 / Chassis, RFI Class A1/B (C1), No brake chopper Further options according to typecode	131B0130	Buy on EAN
VLT® AutomationDrive FC 300 5.5 KW / 7.5 HP, 380 - 500 VAC, IP20 / Chassis, RFI Class A1/B (C1), No brake chopper Further options according to typecode	131B0131	Buy on EAN
VLT® AutomationDrive FC 300 7.5 KW / 10 HP, 380 - 500 VAC, IP20 / Chassis, RFI Class A1/B (C1), No brake chopper Further options according to typecode	131B0132	Buy on EAN
VLT® AutomationDrive FC 300 1.5 KW / 2.0 HP, 380 - 500 VAC, IP20 / Chassis, RFI Class A2 (C3), No brake chopper Further options according to typecode	131B0147	Buy on EAN
VLT® AutomationDrive FC 300 2.2 KW / 3.0 HP, 380 - 500 VAC, IP20 / Chassis, RFI Class A2 (C3), No brake chopper Further options according to typecode	131B0148	Buy on EAN
VLT® AutomationDrive FC 300 3.0 KW / 4.0 HP, 380 - 500 VAC, IP20 / Chassis, RFI Class A2 (C3), No brake chopper Further options according to typecode	131B0149	Buy on EAN
VLT® AutomationDrive FC 300 4.0 KW / 5.5 HP, 380 - 500 VAC, IP20 / Chassis, RFI Class A2 (C3), No brake chopper Further options according to typecode	131B0150	Buy on EAN
VLT® AutomationDrive FC 300 7.5 KW / 10 HP, 380 - 500 VAC, IP20 / Chassis, RFI Class A2 (C3), No brake chopper Further options according to typecode	131B0152	Buy on EAN
VLT® AutomationDrive FC 300 2.2 KW / 3.0 HP, 380 - 500 VAC, IP20 / Chassis, RFI Class A2 (C3), Brake chopper Further options according to typecode	131B0158	Buy on EAN
VLT® AutomationDrive FC 300 7.5 KW / 10 HP, 380 - 500 VAC, IP20 / Chassis, RFI Class A2 (C3), Brake chopper Further options according to typecode	131B0162	Buy on EAN
VLT® AutomationDrive FC 300 11 KW / 15 HP, 380 - 500 VAC, IP55 / Type 12, RFI Class A2 (C3), No brake chopper Further options according to typecode	131B1157	Buy on EAN

VLT® AutomationDrive FC 300 15 KW / 20 HP, 380 - 500 VAC, IP55 / Type 12, RFI Class A1/B (C1), No brake chopper Further options according to typecode	131B1167	Buy on EAN
VLT® AutomationDrive FC 300 11 KW / 15 HP, 380 - 500 VAC, IP55 / Type 12, RFI Class A1/B (C1), No brake chopper Further options according to typecode	131B1168	Buy on EAN
VLT® HVAC Drive FC 102 11 KW / 15 HP, 380 - 480 VAC, No brake chopper, IP55 / Type 12, RFI Class A2 (C3), No A Option, No B Option, Not coated PCB, No Mains Option FC-102P11KT4E55H2XGXXXXXXXAXBXCXXXXDX	131B1275	Buy on EAN
VLT® AutomationDrive FC 300 4.0 KW / 5.5 HP, 380 - 500 VAC, IP55 / Type 12, RFI Class A2 (C3), No brake chopper Further options according to typecode	131B1545	Buy on EAN
VLT® AutomationDrive FC 300 5.5 KW / 7.5 HP, 380 - 500 VAC, IP55 / Type 12, RFI Class A1/B (C1), No brake chopper Further options according to typecode	131B1546	Buy on EAN
VLT® AutomationDrive FC 300 7.5 KW / 10 HP, 380 - 500 VAC, IP55 / Type 12, RFI Class A1/B (C1), No brake chopper Further options according to typecode	131B1547	Buy on EAN
VLT® AutomationDrive FC 300 18.5 KW / 25 HP, 380 - 500 VAC, IP55 / Type 12, RFI Class A1/B (C1), No brake chopper Further options according to typecode	131B1854	Buy on EAN
VLT® AutomationDrive FC 300 22 KW / 30 HP, 380 - 500 VAC, IP55 / Type 12, RFI Class A1/B (C1), No brake chopper Further options according to typecode	131B1874	Buy on EAN
VLT® AutomationDrive FC 300 22 KW / 30 HP, 380 - 500 VAC, IP55 / Type 12, RFI Class A2 (C3), No brake chopper Further options according to typecode	131B1879	Buy on EAN
VLT® AutomationDrive FC 300 1.1 KW / 1.5 HP, 380 - 500 VAC, IP55 / Type 12, RFI Class A2 (C3), No brake chopper Further options according to typecode	131B1957	Buy on EAN
VLT® AutomationDrive FC 300 2.2 KW / 3.0 HP, 380 - 500 VAC, IP55 / Type 12, RFI Class A2 (C3), No brake chopper Further options according to typecode	131B1959	Buy on EAN
VLT® AutomationDrive FC 300 5.5 KW / 7.5 HP, 380 - 500 VAC, IP55 / Type 12, RFI Class A2 (C3), No brake chopper Further options according to typecode	131B1961	Buy on EAN
VLT® AutomationDrive FC 300 7.5 KW / 10 HP, 380 - 500 VAC, IP55 / Type 12, RFI Class A2 (C3), No brake chopper Further options according to typecode	131B1962	Buy on EAN
VLT® AutomationDrive FC 300 2.2 KW / 3.0 HP, 380 - 500 VAC, IP55 / Type 12, RFI Class A2 (C3), Brake chopper Further options according to typecode	131B1968	Buy on EAN
VLT® AutomationDrive FC 300 3.0 KW / 4.0 HP, 380 - 500 VAC, IP55 / Type 12, RFI Class A2 (C3), Brake chopper Further options according to typecode	131B1969	Buy on EAN
VLT® AutomationDrive FC 300 1.1 KW / 1.5 HP, 380 - 500 VAC, IP55 / Type 12, RFI Class A1/B (C1), No brake chopper Further options according to typecode	131B1976	Buy on EAN

VLT® AutomationDrive FC 300 1.5 KW / 2.0 HP, 380 - 500 VAC, IP55 / Type 12, RFI Class A1/B (C1), No brake chopper Further options according to typecode	131B1977	Buy on EAN
VLT® AutomationDrive FC 300 2.2 KW / 3.0 HP, 380 - 500 VAC, IP55 / Type 12, RFI Class A1/B (C1), No brake chopper Further options according to typecode	131B1978	Buy on EAN
VLT® AutomationDrive FC 300 3.0 KW / 4.0 HP, 380 - 500 VAC, IP55 / Type 12, RFI Class A1/B (C1), No brake chopper Further options according to typecode	131B1979	Buy on EAN
VLT® AutomationDrive FC 300 4.0 KW / 5.5 HP, 380 - 500 VAC, IP55 / Type 12, RFI Class A1/B (C1), No brake chopper Further options according to typecode	131B1980	Buy on EAN
VLT® AutomationDrive FC 300 30 KW / 40 HP, 380 - 500 VAC, IP55 / Type 12, RFI Class A1/B (C1), Brake chopper Further options according to typecode	131B3265	Buy on EAN
VLT® AutomationDrive FC 300 45 KW / 60 HP, 380 - 500 VAC, IP55 / Type 12, RFI Class A1/B (C1), Brake chopper Further options according to typecode	131B3266	Buy on EAN
VLT® HVAC Drive FC 102 1.1 KW / 1.5 HP, 380 - 480 VAC, No brake chopper, IP20 / Chassis, RFI Class A2 (C3), No A Option, No B Option, Not coated PCB, No Mains Option FC-102P1K1T4E20H2XGXXXXSXXXXAXBXCXXXXDX	131B3526	Buy on EAN
VLT® HVAC Drive FC 102 2.2 KW / 3.0 HP, 380 - 480 VAC, No brake chopper, IP20 / Chassis, RFI Class A2 (C3), No A Option, No B Option, Not coated PCB, No Mains Option FC-102P2K2T4E20H2XGXXXXSXXXXAXBXCXXXXDX	131B3532	Buy on EAN
VLT® HVAC Drive FC 102 7.5 KW / 10 HP, 380 - 480 VAC, No brake chopper, IP20 / Chassis, RFI Class A2 (C3), No A Option, No B Option, Not coated PCB, No Mains Option FC-102P7K5T4E20H2XGXXXXSXXXXAXBXCXXXXDX	131B3611	Buy on EAN
VLT® HVAC Drive FC 102 1.5 KW / 2.0 HP, 380 - 480 VAC, No brake chopper, IP20 / Chassis, RFI Class A2 (C3), No A Option, No B Option, Not coated PCB, No Mains Option FC-102P1K5T4E20H2XGXXXXSXXXXAXBXCXXXXDX	131B4206	Buy on EAN
VLT® HVAC Drive FC 102 1.1 KW / 1.5 HP, 380 - 480 VAC, No brake chopper, IP55 / Type 12, RFI Class A2 (C3), No A Option, No B Option, Not coated PCB, No Mains Option FC-102P1K1T4E55H2XGXXXXSXXXXAXBXCXXXXDX	131B4208	Buy on EAN
VLT® HVAC Drive FC 102 3.0 KW / 4.0 HP, 380 - 480 VAC, No brake chopper, IP20 / Chassis, RFI Class A2 (C3), No A Option, No B Option, Not coated PCB, No Mains Option FC-102P3K0T4E20H2XGXXXXSXXXXAXBXCXXXXDX	131B4214	Buy on EAN
VLT® HVAC Drive FC 102 4.0 KW / 5.5 HP, 380 - 480 VAC, No brake chopper, IP20 / Chassis, RFI Class A2 (C3), No A Option, No B Option, Not coated PCB, No Mains Option FC-102P4K0T4E20H2XGXXXXSXXXXAXBXCXXXXDX	131B4215	Buy on EAN
VLT® HVAC Drive FC 102 5.5 KW / 7.5 HP, 380 - 480 VAC, No brake chopper, IP20 / Chassis, RFI Class A2 (C3), No A Option, No B Option, Not coated PCB, No Mains Option FC-102P5K5T4E20H2XGXXXXSXXXXAXBXCXXXXDX	131B4216	Buy on EAN

VLT® HVAC Drive FC 102 1.5 KW / 2.0 HP, 380 - 480 VAC, No brake chopper, IP55 / Type 12, RFI Class A2 (C3), No A Option, No B Option, Not coated PCB, No Mains Option FC-102P1K5T4E55H2XGXXXXSXXXXAXBXXXXDX	131B4226	Buy on EAN
VLT® HVAC Drive FC 102 2.2 KW / 3.0 HP, 380 - 480 VAC, No brake chopper, IP55 / Type 12, RFI Class A2 (C3), No A Option, No B Option, Not coated PCB, No Mains Option FC-102P2K2T4E55H2XGXXXXSXXXXAXBXXXXDX	131B4227	Buy on EAN
VLT® HVAC Drive FC 102 3.0 KW / 4.0 HP, 380 - 480 VAC, No brake chopper, IP55 / Type 12, RFI Class A2 (C3), No A Option, No B Option, Not coated PCB, No Mains Option FC-102P3K0T4E55H2XGXXXXSXXXXAXBXXXXDX	131B4228	Buy on EAN
VLT® HVAC Drive FC 102 4.0 KW / 5.5 HP, 380 - 480 VAC, No brake chopper, IP55 / Type 12, RFI Class A2 (C3), No A Option, No B Option, Not coated PCB, No Mains Option FC-102P4K0T4E55H2XGXXXXSXXXXAXBXXXXDX	131B4229	Buy on EAN
VLT® HVAC Drive FC 102 5.5 KW / 7.5 HP, 380 - 480 VAC, No brake chopper, IP55 / Type 12, RFI Class A2 (C3), No A Option, No B Option, Not coated PCB, No Mains Option FC-102P5K5T4E55H2XGXXXXSXXXXAXBXXXXDX	131B4230	Buy on EAN
VLT® HVAC Drive FC 102 7.5 KW / 10 HP, 380 - 480 VAC, No brake chopper, IP55 / Type 12, RFI Class A2 (C3), No A Option, No B Option, Not coated PCB, No Mains Option FC-102P7K5T4E55H2XGXXXXSXXXXAXBXXXXDX	131B4231	Buy on EAN
VLT® HVAC Drive FC 102 22 KW / 30 HP, 380 - 480 VAC, No brake chopper, IP55 / Type 12, RFI Class A2 (C3), No A Option, No B Option, Not coated PCB, No Mains Option FC-102P22KT4E55H2XGXXXXSXXXXAXBXXXXDX	131B4269	Buy on EAN
VLT® HVAC Drive FC 102 30 KW / 40 HP, 380 - 480 VAC, No brake chopper, IP55 / Type 12, RFI Class A2 (C3), No A Option, No B Option, Not coated PCB, No Mains Option FC-102P30KT4E55H2XGXXXXSXXXXAXBXXXXDX	131B4270	Buy on EAN
VLT® AutomationDrive FC 300 30 KW / 40 HP, 380 - 500 VAC, IP55 / Type 12, RFI Class A1/B (C1), No brake chopper Further options according to typecode	131B4575	Buy on EAN
VLT® AutomationDrive FC 300 37 KW / 50 HP, 380 - 500 VAC, IP55 / Type 12, RFI Class A1/B (C1), No brake chopper Further options according to typecode	131B4577	Buy on EAN
VLT® AutomationDrive FC 300 45 KW / 60 HP, 380 - 500 VAC, IP55 / Type 12, RFI Class A1/B (C1), No brake chopper Further options according to typecode	131B4579	Buy on EAN
VLT® AutomationDrive FC 300 55 KW / 75 HP, 380 - 500 VAC, IP55 / Type 12, RFI Class A1/B (C1), No brake chopper Further options according to typecode	131B4582	Buy on EAN
VLT® AutomationDrive FC 300 75 KW / 100 HP, 380 - 500 VAC, IP55 / Type 12, RFI Class A1/B (C1), No brake chopper Further options according to typecode	131B4584	Buy on EAN
VLT® HVAC Drive FC 102 15 KW / 20 HP, 380 - 480 VAC, No brake chopper, IP55 / Type 12, RFI Class A2 (C3), No A Option, No B Option, Not coated PCB, No Mains Option FC-102P15KT4E55H2XGXXXXSXXXXAXBXXXXDX	131B4979	Buy on EAN

VLT® HVAC Drive FC 102 18.5 KW / 25 HP, 380 - 480 VAC, No brake chopper, IP55 / Type 12, RFI Class A2 (C3), No A Option, No B Option, Not coated PCB, No Mains Option FC-102P18KT4E55H2XGXXXXXXXAXBXCXXXXX	131B4980	Buy on EAN
VLT® AutomationDrive FC 300 30 KW / 40 HP, 380 - 500 VAC, IP55 / Type 12, RFI Class A2 (C3), No brake chopper Further options according to typecode	131B5904	Buy on EAN
VLT® AutomationDrive FC 300 37 KW / 50 HP, 380 - 500 VAC, IP55 / Type 12, RFI Class A2 (C3), No brake chopper Further options according to typecode	131B5911	Buy on EAN
VLT® AutomationDrive FC 300 45 KW / 60 HP, 380 - 500 VAC, IP55 / Type 12, RFI Class A2 (C3), No brake chopper Further options according to typecode	131B5914	Buy on EAN
VLT® AutomationDrive FC 300 22 KW / 30 HP, 380 - 500 VAC, IP20 / Chassis, RFI Class A1/B (C1), No brake chopper Further options according to typecode	131B5946	Buy on EAN
VLT® AutomationDrive FC 300 75 KW / 100 HP, 380 - 500 VAC, IP21 / Type 1, RFI Class A2 (C3), No brake chopper Further options according to typecode	131B6037	Buy on EAN
VLT® AutomationDrive FC 300 75 KW / 100 HP, 380 - 500 VAC, IP55 / Type 12, RFI Class A2 (C3), No brake chopper Further options according to typecode	131B6039	Buy on EAN
VLT® HVAC Drive FC 102 110 KW / 150 HP, 380 - 480 VAC, No brake chopper, IP21 / Type 1, RFI Class A2 (C3), No A Option, No B Option, Not coated PCB, No Mains Option FC-102P110T4E21H2XGXXXXXXXAXBXCXXXXX	131B6929	Buy on EAN
VLT® HVAC Drive FC 102 132 KW / 200 HP, 380 - 480 VAC, No brake chopper, IP21 / Type 1, RFI Class A2 (C3), No A Option, No B Option, Not coated PCB, No Mains Option FC-102P132T4E21H2XGXXXXXXXAXBXCXXXXX	131B6935	Buy on EAN
VLT® HVAC Drive FC 102 160 KW / 250 HP, 380 - 480 VAC, No brake chopper, IP21 / Type 1, RFI Class A2 (C3), No A Option, No B Option, Not coated PCB, No Mains Option FC-102P160T4E21H2XGXXXXXXXAXBXCXXXXX	131B6941	Buy on EAN
VLT® HVAC Drive FC 102 37 KW / 50 HP, 380 - 480 VAC, No brake chopper, IP55 / Type 12, RFI Class A2 (C3), No A Option, No B Option, Not coated PCB, No Mains Option FC-102P37KT4E55H2XGXXXXXXXAXBXCXXXXX	131B7009	Buy on EAN
VLT® HVAC Drive FC 102 45 KW / 60 HP, 380 - 480 VAC, No brake chopper, IP55 / Type 12, RFI Class A2 (C3), No A Option, No B Option, Not coated PCB, No Mains Option FC-102P45KT4E55H2XGXXXXXXXAXBXCXXXXX	131B7016	Buy on EAN
VLT® HVAC Drive FC 102 55 KW / 75 HP, 380 - 480 VAC, No brake chopper, IP55 / Type 12, RFI Class A2 (C3), No A Option, No B Option, Not coated PCB, No Mains Option FC-102P55KT4E55H2XGXXXXXXXAXBXCXXXXX	131B7026	Buy on EAN
VLT® HVAC Drive FC 102 75 KW / 100 HP, 380 - 480 VAC, No brake chopper, IP55 / Type 12, RFI Class A2 (C3), No A Option, No B Option, Not coated PCB, No Mains Option FC-102P75KT4E55H2XGXXXXXXXAXBXCXXXXX	131B8594	Buy on EAN

VLT® AQUA Drive FC 200 1.5 KW / 2.0 HP, 380 - 480 VAC, IP20 / Chassis, RFI Class A2 (C3), No brake chopper FC-202P1K5T4E20H2XGXXXXXXXAXBXXXXDX	131B8649	Buy on EAN
VLT® AQUA Drive FC 200 7.5 KW / 10 HP, 380 - 480 VAC, IP20 / Chassis, RFI Class A2 (C3), No brake chopper FC-202P7K5T4E20H2XGXXXXXXXAXBXXXXDX	131B8650	Buy on EAN
VLT® AQUA Drive FC 200 110 KW / 150 HP, 380 - 480 VAC, IP21 / Type 1, RFI Class A2 (C3), No brake chopper FC-202P110T4E21H2XGXXXXXXXAXBXXXXDX	131B8869	Buy on EAN
VLT® AQUA Drive FC 200 0.37 KW / 0.50 HP, 380 - 480 VAC, IP20 / Chassis, RFI Class A2 (C3), No brake chopper FC-202PK37T4E20H2XGXXXXXXXAXBXXXXDX	131B8870	Buy on EAN
VLT® AQUA Drive FC 200 0.37 KW / 0.50 HP, 380 - 480 VAC, IP20 / Chassis, RFI Class A2 (C3), No brake chopper FC-202PK37T4E20H2XGXXXXXXXAXBXXXXDX	131B8873	Buy on EAN
VLT® AQUA Drive FC 200 0.37 KW / 0.50 HP, 380 - 480 VAC, IP55 / Type 12, RFI Class A2 (C3), No brake chopper FC-202PK37T4E55H2XGXXXXXXXAXBXXXXDX	131B8874	Buy on EAN
VLT® AQUA Drive FC 200 0.55 KW / 0.75 HP, 380 - 480 VAC, IP20 / Chassis, RFI Class A2 (C3), No brake chopper FC-202PK55T4E20H2XGXXXXXXXAXBXXXXDX	131B8878	Buy on EAN
VLT® AQUA Drive FC 200 0.55 KW / 0.75 HP, 380 - 480 VAC, IP20 / Chassis, RFI Class A2 (C3), No brake chopper FC-202PK55T4E20H2XGXXXXXXXAXBXXXXDX	131B8881	Buy on EAN
VLT® AQUA Drive FC 200 0.75 KW / 1.0 HP, 380 - 480 VAC, IP20 / Chassis, RFI Class A2 (C3), No brake chopper FC-202PK75T4E20H2XGXXXXXXXAXBXXXXDX	131B8886	Buy on EAN
VLT® AQUA Drive FC 200 0.75 KW / 1.0 HP, 380 - 480 VAC, IP55 / Type 12, RFI Class A2 (C3), No brake chopper FC-202PK75T4E55H2XGXXXXXXXAXBXXXXDX	131B8890	Buy on EAN
VLT® AQUA Drive FC 200 1.1 KW / 1.5 HP, 380 - 480 VAC, IP20 / Chassis, RFI Class A2 (C3), No brake chopper FC-202P1K1T4E20H2XGXXXXXXXAXBXXXXDX	131B8894	Buy on EAN
VLT® AQUA Drive FC 200 1.1 KW / 1.5 HP, 380 - 480 VAC, IP20 / Chassis, RFI Class A2 (C3), No brake chopper FC-202P1K1T4E20H2XGXXXXXXXAXBXXXXDX	131B8898	Buy on EAN
VLT® AQUA Drive FC 200 2.2 KW / 3.0 HP, 380 - 480 VAC, IP20 / Chassis, RFI Class A2 (C3), No brake chopper FC-202P2K2T4E20H2XGXXXXXXXAXBXXXXDX	131B8903	Buy on EAN
VLT® AQUA Drive FC 200 2.2 KW / 3.0 HP, 380 - 480 VAC, IP20 / Chassis, RFI Class A2 (C3), No brake chopper FC-202P2K2T4E20H2XGXXXXXXXAXBXXXXDX	131B8907	Buy on EAN
VLT® AQUA Drive FC 200 2.2 KW / 3.0 HP, 380 - 480 VAC, IP55 / Type 12, RFI Class A2 (C3), No brake chopper FC-202P2K2T4E55H2XGXXXXXXXAXBXXXXDX	131B8908	Buy on EAN
VLT® AQUA Drive FC 200 3.0 KW / 4.0 HP, 380 - 480 VAC, IP20 / Chassis, RFI Class A2 (C3), No brake chopper FC-202P3K0T4E20H2XGXXXXXXXAXBXXXXDX	131B8912	Buy on EAN
VLT® AQUA Drive FC 200 3.0 KW / 4.0 HP, 380 - 480 VAC, IP20 / Chassis, RFI Class A2 (C3), No brake chopper FC-202P3K0T4E20H2XGXXXXXXXAXBXXXXDX	131B8915	Buy on EAN

VLT® AQUA Drive FC 200 3.0 KW / 4.0 HP, 380 - 480 VAC, IP55 / Type 12, RFI Class A2 (C3), No brake chopper FC-202P3K0T4E55H2XGXXXXSXXXXAXBXXXXDX	131B8916	Buy on EAN
VLT® AQUA Drive FC 200 4.0 KW / 5.5 HP, 380 - 480 VAC, IP20 / Chassis, RFI Class A2 (C3), No brake chopper FC-202P4K0T4E20H2XGXXXXSXXXXAXBXXXXDX	131B8920	Buy on EAN
VLT® AQUA Drive FC 200 4.0 KW / 5.5 HP, 380 - 480 VAC, IP20 / Chassis, RFI Class A2 (C3), No brake chopper FC-202P4K0T4E20H2XGXXXXSXXXXAXBXXXXDX	131B8934	Buy on EAN
VLT® AQUA Drive FC 200 4.0 KW / 5.5 HP, 380 - 480 VAC, IP55 / Type 12, RFI Class A2 (C3), No brake chopper FC-202P4K0T4E55H2XGXXXXSXXXXAXBXXXXDX	131B8936	Buy on EAN
VLT® AQUA Drive FC 200 5.5 KW / 7.5 HP, 380 - 480 VAC, IP20 / Chassis, RFI Class A2 (C3), No brake chopper FC-202P5K5T4E20H2XGXXXXSXXXXAXBXXXXDX	131B8940	Buy on EAN
VLT® AQUA Drive FC 200 5.5 KW / 7.5 HP, 380 - 480 VAC, IP20 / Chassis, RFI Class A2 (C3), No brake chopper FC-202P5K5T4E20H2XGXXXXSXXXXAXBXXXXDX	131B8944	Buy on EAN
VLT® AQUA Drive FC 200 5.5 KW / 7.5 HP, 380 - 480 VAC, IP55 / Type 12, RFI Class A2 (C3), No brake chopper FC-202P5K5T4E55H2XGXXXXSXXXXAXBXXXXDX	131B8946	Buy on EAN
VLT® AQUA Drive FC 200 7.5 KW / 10 HP, 380 - 480 VAC, IP20 / Chassis, RFI Class A2 (C3), No brake chopper FC-202P7K5T4E20H2XGXXXXSXXXXAXBXXXXDX	131B8954	Buy on EAN
VLT® AQUA Drive FC 200 7.5 KW / 10 HP, 380 - 480 VAC, IP55 / Type 12, RFI Class A2 (C3), No brake chopper FC-202P7K5T4E55H2XGXXXXSXXXXAXBXXXXDX	131B8957	Buy on EAN
VLT® AQUA Drive FC 200 11 KW / 15 HP, 380 - 480 VAC, IP55 / Type 12, RFI Class A2 (C3), No brake chopper FC-202P11KT4E55H2XGXXXXSXXXXAXBXXXXDX	131B9000	Buy on EAN
VLT® AQUA Drive FC 200 15 KW / 20 HP, 380 - 480 VAC, IP55 / Type 12, RFI Class A2 (C3), No brake chopper FC-202P15KT4E55H2XGXXXXSXXXXAXBXXXXDX	131B9007	Buy on EAN
VLT® AQUA Drive FC 200 18.5 KW / 25 HP, 380 - 480 VAC, IP55 / Type 12, RFI Class A2 (C3), No brake chopper FC-202P18KT4E55H2XGXXXXSXXXXAXBXXXXDX	131B9015	Buy on EAN
VLT® AQUA Drive FC 200 22 KW / 30 HP, 380 - 480 VAC, IP55 / Type 12, RFI Class A2 (C3), No brake chopper FC-202P22KT4E55H2XGXXXXSXXXXAXBXXXXDX	131B9024	Buy on EAN
VLT® AQUA Drive FC 200 30 KW / 40 HP, 380 - 480 VAC, IP55 / Type 12, RFI Class A2 (C3), No brake chopper FC-202P30KT4E55H2XGXXXXSXXXXAXBXXXXDX	131B9037	Buy on EAN
VLT® AQUA Drive FC 200 37 KW / 50 HP, 380 - 480 VAC, IP55 / Type 12, RFI Class A2 (C3), No brake chopper FC-202P37KT4E55H2XGXXXXSXXXXAXBXXXXDX	131B9045	Buy on EAN
VLT® AQUA Drive FC 200 45 KW / 60 HP, 380 - 480 VAC, IP55 / Type 12, RFI Class A2 (C3), No brake chopper FC-202P45KT4E55H2XGXXXXSXXXXAXBXXXXDX	131B9052	Buy on EAN
VLT® AQUA Drive FC 200 55 KW / 75 HP, 380 - 480 VAC, IP55 / Type 12, RFI Class A2 (C3), No brake chopper FC-202P55KT4E55H2XGXXXXSXXXXAXBXXXXDX	131B9063	Buy on EAN

VLT® AQUA Drive FC 200 75 KW / 100 HP, 380 - 480 VAC, IP55 / Type 12, RFI Class A2 (C3), No brake chopper FC-202P75KT4E55H2XGXXXXXXXAXBXCXXXXDX	131B9070	Buy on EAN
VLT® AQUA Drive FC 200 132 KW / 200 HP, 380 - 480 VAC, IP21 / Type 1, RFI Class A2 (C3), No brake chopper FC-202P132T4E21H2XGXXXXXXXAXBXCXXXXDX	131B9336	Buy on EAN
VLT® AQUA Drive FC 200 160 KW / 250 HP, 380 - 480 VAC, IP21 / Type 1, RFI Class A2 (C3), No brake chopper FC-202P160T4E21H2XGXXXXXXXAXBXCXXXXDX	131B9383	Buy on EAN
VLT® AQUA Drive FC 200 200 KW / 300 HP, 380 - 480 VAC, IP21 / Type 1, RFI Class A2 (C3), No brake chopper FC-202P200T4E21H2XGXXXXXXXAXBXCXXXXDX	131B9390	Buy on EAN
VLT® AutomationDrive FC 300 11 KW / 15 HP, 380 - 500 VAC, IP20 / Chassis, RFI Class A1/B (C1), No brake chopper Further options according to typecode	131B9826	Buy on EAN
VLT® AutomationDrive FC 300 11 KW / 15 HP, 380 - 500 VAC, IP20 / Chassis, RFI Class A1/B (C1), Brake chopper Further options according to typecode	131F0158	Buy on EAN
VLT® AutomationDrive FC 300 37 KW / 50 HP, 380 - 500 VAC, IP20 / Chassis, RFI Class A1/B (C1), Brake chopper Further options according to typecode	131F0177	Buy on EAN
VLT® AutomationDrive FC 300 55 KW / 75 HP, 380 - 500 VAC, IP20 / Chassis, RFI Class A1/B (C1), Brake chopper Further options according to typecode	131F0178	Buy on EAN
VLT® HVAC Drive FC 102 11 KW / 15 HP, 380 - 480 VAC, No brake chopper, IP20 / Chassis, RFI Class A2 (C3), No A Option, No B Option, Not coated PCB, No Mains Option FC-102P11KT4E20H2XGXXXXXXXAXBXCXXXXDX	131F0426	Buy on EAN
VLT® AutomationDrive FC 300 11 KW / 15 HP, 380 - 500 VAC, IP20 / Chassis, RFI Class A2 (C3), No brake chopper Further options according to typecode	131F0428	Buy on EAN
VLT® AutomationDrive FC 300 15 KW / 20 HP, 380 - 500 VAC, IP20 / Chassis, RFI Class A2 (C3), No brake chopper Further options according to typecode	131F0429	Buy on EAN
VLT® AutomationDrive FC 300 15 KW / 20 HP, 380 - 500 VAC, IP20 / Chassis, RFI Class A1/B (C1), No brake chopper Further options according to typecode	131F0430	Buy on EAN
VLT® AutomationDrive FC 300 18.5 KW / 25 HP, 380 - 500 VAC, IP20 / Chassis, RFI Class A1/B (C1), No brake chopper Further options according to typecode	131F0431	Buy on EAN
VLT® AutomationDrive FC 300 18.5 KW / 25 HP, 380 - 500 VAC, IP20 / Chassis, RFI Class A2 (C3), No brake chopper Further options according to typecode	131F0432	Buy on EAN
VLT® AutomationDrive FC 300 22 KW / 30 HP, 380 - 500 VAC, IP20 / Chassis, RFI Class A2 (C3), No brake chopper Further options according to typecode	131F0433	Buy on EAN
VLT® AutomationDrive FC 300 30 KW / 40 HP, 380 - 500 VAC, IP20 / Chassis, RFI Class A1/B (C1), No brake chopper Further options according to typecode	131F0434	Buy on EAN

VLT® AutomationDrive FC 300 30 KW / 40 HP, 380 - 500 VAC, IP20 / Chassis, RFI Class A2 (C3), No brake chopper Further options according to typecode	131F0435	Buy on EAN
VLT® AutomationDrive FC 300 37 KW / 50 HP, 380 - 500 VAC, IP20 / Chassis, RFI Class A2 (C3), No brake chopper Further options according to typecode	131F0436	Buy on EAN
VLT® AutomationDrive FC 300 37 KW / 50 HP, 380 - 500 VAC, IP20 / Chassis, RFI Class A1/B (C1), No brake chopper Further options according to typecode	131F0437	Buy on EAN
VLT® AutomationDrive FC 300 45 KW / 60 HP, 380 - 500 VAC, IP20 / Chassis, RFI Class A1/B (C1), No brake chopper Further options according to typecode	131F0438	Buy on EAN
VLT® AutomationDrive FC 300 45 KW / 60 HP, 380 - 500 VAC, IP20 / Chassis, RFI Class A2 (C3), No brake chopper Further options according to typecode	131F0439	Buy on EAN
VLT® AutomationDrive FC 300 55 KW / 75 HP, 380 - 500 VAC, IP20 / Chassis, RFI Class A2 (C3), No brake chopper Further options according to typecode	131F0440	Buy on EAN
VLT® AutomationDrive FC 300 55 KW / 75 HP, 380 - 500 VAC, IP20 / Chassis, RFI Class A1/B (C1), No brake chopper Further options according to typecode	131F0444	Buy on EAN
VLT® AutomationDrive FC 300 75 KW / 100 HP, 380 - 500 VAC, IP20 / Chassis, RFI Class A1/B (C1), No brake chopper Further options according to typecode	131F0445	Buy on EAN
VLT® AutomationDrive FC 300 75 KW / 100 HP, 380 - 500 VAC, IP20 / Chassis, RFI Class A2 (C3), No brake chopper Further options according to typecode	131F0446	Buy on EAN
VLT® AQUA Drive FC 200 1.5 KW / 2.0 HP, 380 - 480 VAC, IP20 / Chassis, RFI Class A2 (C3), No brake chopper FC-202P1K5T4E20H2XGXXXXXXXAXBXXXXDX	131F0650	Buy on EAN
VLT® AQUA Drive FC 200 160 KW / 250 HP, 380 - 480 VAC, IP21 / Type 1, RFI Class A2 (C3), No brake chopper FC-202P160T4E21H2XGXXXXXXXAXBXXXXDX	131F4230	Buy on EAN
VLT® AQUA Drive FC 200 200 KW / 300 HP, 380 - 480 VAC, IP21 / Type 1, RFI Class A2 (C3), No brake chopper FC-202P200T4E21H2XGXXXXXXXAXBXXXXDX	131F4232	Buy on EAN
VLT® HVAC Drive FC 102 90 KW / 125 HP, 380 - 480 VAC, No brake chopper, IP20 / Chassis, RFI Class A2 (C3), No A Option, No B Option, Not coated PCB, No Mains Option FC-102P90KT4E20H2XGXXXXXXXAXBXXXXDX	131F5448	Buy on EAN
VLT® HVAC Drive FC 102 55 KW / 75 HP, 380 - 480 VAC, No brake chopper, IP20 / Chassis, RFI Class A2 (C3), No A Option, No B Option, Not coated PCB, No Mains Option FC-102P55KT4E20H2XGXXXXXXXAXBXXXXDX	131F5449	Buy on EAN
VLT® HVAC Drive FC 102 37 KW / 50 HP, 380 - 480 VAC, No brake chopper, IP20 / Chassis, RFI Class A2 (C3), No A Option, No B Option, Not coated PCB, No Mains Option FC-102P37KT4E20H2XGXXXXXXXAXBXXXXDX	131F5451	Buy on EAN
VLT® HVAC Drive FC 102 30 KW / 40 HP, 380 - 480 VAC, No brake chopper, IP20 / Chassis, RFI Class A2 (C3), No A Option, No B Option, Not coated PCB, No Mains Option FC-102P30KT4E20H2XGXXXXXXXAXBXXXXDX	131F5454	Buy on EAN

VLT® HVAC Drive FC 102 18.5 KW / 25 HP, 380 - 480 VAC, No brake chopper, IP20 / Chassis, RFI Class A2 (C3), No A Option, No B Option, Not coated PCB, No Mains Option FC-102P18KT4E20H2XGXXXXXXXAXBXCXXXXX	131F5456	Buy on EAN
VLT® AutomationDrive FC 300 15 KW / 20 HP, 380 - 500 VAC, IP20 / Chassis, RFI Class A1/B (C1), Brake chopper Further options according to typecode	131F6612	Buy on EAN
VLT® AutomationDrive FC 300 45 KW / 60 HP, 380 - 500 VAC, IP20 / Chassis, RFI Class A1/B (C1), Brake chopper Further options according to typecode	131F6615	Buy on EAN
VLT® AutomationDrive FC 300 30 KW / 40 HP, 380 - 500 VAC, IP20 / Chassis, RFI Class A1/B (C1), Brake chopper Further options according to typecode	131F6616	Buy on EAN
VLT® AutomationDrive FC 300 22 KW / 30 HP, 380 - 500 VAC, IP20 / Chassis, RFI Class A1/B (C1), Brake chopper Further options according to typecode	131F6617	Buy on EAN
VLT® AutomationDrive FC 300 18.5 KW / 25 HP, 380 - 500 VAC, IP20 / Chassis, RFI Class A1/B (C1), Brake chopper Further options according to typecode	131F6618	Buy on EAN
VLT® HVAC Drive FC 102 15 KW / 20 HP, 380 - 480 VAC, No brake chopper, IP20 / Chassis, RFI Class A2 (C3), No A Option, No B Option, Not coated PCB, No Mains Option FC-102P15KT4E20H2XGXXXXXXXAXBXCXXXXX	131F6625	Buy on EAN
VLT® HVAC Drive FC 102 22 KW / 30 HP, 380 - 480 VAC, No brake chopper, IP20 / Chassis, RFI Class A2 (C3), No A Option, No B Option, Not coated PCB, No Mains Option FC-102P22KT4E20H2XGXXXXXXXAXBXCXXXXX	131F6626	Buy on EAN
VLT® HVAC Drive FC 102 45 KW / 60 HP, 380 - 480 VAC, No brake chopper, IP20 / Chassis, RFI Class A2 (C3), No A Option, No B Option, Not coated PCB, No Mains Option FC-102P45KT4E20H2XGXXXXXXXAXBXCXXXXX	131F6627	Buy on EAN
VLT® HVAC Drive FC 102 75 KW / 100 HP, 380 - 480 VAC, No brake chopper, IP20 / Chassis, RFI Class A2 (C3), No A Option, No B Option, Not coated PCB, No Mains Option FC-102P75KT4E20H2XGXXXXXXXAXBXCXXXXX	131F6628	Buy on EAN
VLT® AQUA Drive FC 200 11 KW / 15 HP, 380 - 480 VAC, IP20 / Chassis, RFI Class A2 (C3), No brake chopper FC-202P11KT4E20H2XGXXXXXXXAXBXCXXXXX	131F6637	Buy on EAN
VLT® AQUA Drive FC 200 11 KW / 15 HP, 380 - 480 VAC, IP20 / Chassis, RFI Class A2 (C3), No brake chopper FC-202P11KT4E20H2XGXXXXXXXAXBXCXXXXX	131F6638	Buy on EAN
VLT® AQUA Drive FC 200 15 KW / 20 HP, 380 - 480 VAC, IP20 / Chassis, RFI Class A2 (C3), No brake chopper FC-202P15KT4E20H2XGXXXXXXXAXBXCXXXXX	131F6641	Buy on EAN
VLT® AQUA Drive FC 200 15 KW / 20 HP, 380 - 480 VAC, IP20 / Chassis, RFI Class A2 (C3), No brake chopper FC-202P15KT4E20H2XGXXXXXXXAXBXCXXXXX	131F6642	Buy on EAN
VLT® AQUA Drive FC 200 18.5 KW / 25 HP, 380 - 480 VAC, IP20 / Chassis, RFI Class A2 (C3), No brake chopper FC-202P18KT4E20H2XGXXXXXXXAXBXCXXXXX	131F6645	Buy on EAN

VLT® AQUA Drive FC 200 18.5 KW / 25 HP, 380 - 480 VAC, IP20 / Chassis, RFI Class A2 (C3), No brake chopper FC-202P18KT4E20H2XGXXXXXXXAXBXXXXDX	131F6646	Buy on EAN
VLT® AQUA Drive FC 200 45 KW / 60 HP, 380 - 480 VAC, IP20 / Chassis, RFI Class A2 (C3), No brake chopper FC-202P45KT4E20H2XGXXXXXXXAXBXXXXDX	131F6650	Buy on EAN
VLT® AQUA Drive FC 200 45 KW / 60 HP, 380 - 480 VAC, IP20 / Chassis, RFI Class A2 (C3), No brake chopper FC-202P45KT4E20H2XGXXXXXXXAXBXXXXDX	131F6651	Buy on EAN
VLT® AQUA Drive FC 200 55 KW / 75 HP, 380 - 480 VAC, IP20 / Chassis, RFI Class A2 (C3), No brake chopper FC-202P55KT4E20H2XGXXXXXXXAXBXXXXDX	131F6654	Buy on EAN
VLT® AQUA Drive FC 200 55 KW / 75 HP, 380 - 480 VAC, IP20 / Chassis, RFI Class A2 (C3), No brake chopper FC-202P55KT4E20H2XGXXXXXXXAXBXXXXDX	131F6655	Buy on EAN
VLT® AQUA Drive FC 200 75 KW / 100 HP, 380 - 480 VAC, IP20 / Chassis, RFI Class A2 (C3), No brake chopper FC-202P75KT4E20H2XGXXXXXXXAXBXXXXDX	131F6658	Buy on EAN
VLT® AQUA Drive FC 200 75 KW / 100 HP, 380 - 480 VAC, IP20 / Chassis, RFI Class A2 (C3), No brake chopper FC-202P75KT4E20H2XGXXXXXXXAXBXXXXDX	131F6659	Buy on EAN
VLT® AQUA Drive FC 200 90 KW / 125 HP, 380 - 480 VAC, IP20 / Chassis, RFI Class A2 (C3), No brake chopper FC-202P90KT4E20H2XGXXXXXXXAXBXXXXDX	131F6663	Buy on EAN
VLT® AQUA Drive FC 200 90 KW / 125 HP, 380 - 480 VAC, IP20 / Chassis, RFI Class A2 (C3), No brake chopper FC-202P90KT4E20H2XGXXXXXXXAXBXXXXDX	131F6664	Buy on EAN
VLT® AQUA Drive FC 200 22 KW / 30 HP, 380 - 480 VAC, IP20 / Chassis, RFI Class A2 (C3), No brake chopper FC-202P22KT4E20H2XGXXXXXXXAXBXXXXDX	131F6765	Buy on EAN
VLT® AQUA Drive FC 200 22 KW / 30 HP, 380 - 480 VAC, IP20 / Chassis, RFI Class A2 (C3), No brake chopper FC-202P22KT4E20H2XGXXXXXXXAXBXXXXDX	131F6766	Buy on EAN
VLT® AQUA Drive FC 200 30 KW / 40 HP, 380 - 480 VAC, IP20 / Chassis, RFI Class A2 (C3), No brake chopper FC-202P30KT4E20H2XGXXXXXXXAXBXXXXDX	131F6770	Buy on EAN
VLT® AQUA Drive FC 200 30 KW / 40 HP, 380 - 480 VAC, IP20 / Chassis, RFI Class A2 (C3), No brake chopper FC-202P30KT4E20H2XGXXXXXXXAXBXXXXDX	131F6771	Buy on EAN
VLT® AQUA Drive FC 200 37 KW / 50 HP, 380 - 480 VAC, IP20 / Chassis, RFI Class A2 (C3), No brake chopper FC-202P37KT4E20H2XGXXXXXXXAXBXXXXDX	131F6775	Buy on EAN
VLT® AQUA Drive FC 200 37 KW / 50 HP, 380 - 480 VAC, IP20 / Chassis, RFI Class A2 (C3), No brake chopper FC-202P37KT4E20H2XGXXXXXXXAXBXXXXDX	131F6776	Buy on EAN
VLT® HVAC Drive FC 102 160 KW / 250 HP, 380 - 480 VAC, No brake chopper, IP54 / Type 12, RFI class A1 (C2), PROFIBUS DP MCA 101, No B Option, Coated PCB, No Mains Option FC-102N160T4E54H4XGXXXXXXXA0BXXXXDX	134H4992	Buy on EAN

VLT® AutomationDrive FC 300 11 KW / 15 HP, 380 - 500 VAC, IP20 / Chassis, RFI Class A1/B (C1), No brake chopper Further options according to typecode	131F8419	Buy on EAN
VLT® AutomationDrive FC 300 7.5 KW / 10 HP, 380 - 500 VAC, IP55 / Type12 Backplate, RFI Class A1/B (C1), Brake chopper Further options according to typecode	131B8618	Buy on EAN
VLT® AutomationDrive FC 300 30 KW / 40 HP, 380 - 480 VAC, IP55 / Type 12, RFI Class A2 (C3), No brake chopper Further options according to typecode	131B6088	Buy on EAN
VLT® AQUA Drive FC 200 800 KW / 1200 HP, 525 - 690 VAC *, IP54 / Type 12, RFI Class A2 (C3), No brake chopper FC-202P800T7E54H2XGC7XKSXXXXA0B4CXXXXD0	134H1745	Buy on EAN
VLT® HVAC Drive FC 102 110 KW / 150 HP, 380 - 480 VAC, No brake chopper, IP54 / Type 12, RFI class A1 (C2), PROFIBUS DP MCA 101, No B Option, Coated PCB, Fuse FC-102N110T4E54H4XGC7XXSXXXXA0BXCXXXXD0	134H1749	Buy on EAN
VLT® AutomationDrive FC 300 7.5 KW / 10 HP, 380 - 500 VAC, IP20 / Chassis, RFI Class A1/B (C1), No brake chopper Further options according to typecode	131B0810	Buy on EAN
VLT® HVAC Drive FC 102 7.5 KW / 10 HP, 380 - 480 VAC, No brake chopper, IP66 / NEMA 4X, RFI Class A2 (C3), PROFIBUS DP MCA 101, No B Option, Coated PCB, No Mains Option FC-102P7K5T4E66H2XGCXXSXXXXA0BXCXXXXDX	131N1232	Buy on EAN
VLT® AQUA Drive FC 200 15 KW / 20 HP, 380 - 480 VAC, IP20 / Chassis, RFI Class A2 (C3), No brake chopper FC-202P15KT4E20H2XGXXXXSXXXXAXBYCXXXXDX	131H1670	Buy on EAN
VLT® AQUA Drive FC 200 132 KW / 200 HP, 380 - 480 VAC, IP21 / Type 1, RFI Class A2 (C3), No brake chopper FC-202N132T4E21H2XGCXXSXXXXAXBXXXXDX	134F0369	Buy on EAN
VLT® AQUA Drive FC 200 132 KW / 200 HP, 380 - 480 VAC, IP20 / Chassis, RFI Class A2 (C3), No brake chopper FC-202N132T4E20H2XGCXXSXXXXAXBXXXXDX	134F0368	Buy on EAN
VLT® AQUA Drive FC 200 30 KW / 40 HP, 525 - 690 VAC *, IP55 / Type 12, RFI Class A2 (C3), No brake chopper FC-202P30KT7E55H2XGCXXSXXXXAXBXXXXDX	131Z0657	Buy on EAN
VLT® AQUA Drive FC 200 110 KW / 150 HP, 380 - 480 VAC, IP20 / Chassis, RFI Class A2 (C3), No brake chopper FC-202N110T4E20H2XGCXXSXXXXAXBXXXXDX	134F0366	Buy on EAN
VLT® AutomationDrive FC 300 0.37 KW / 0.50 HP, 380 - 500 VAC, IP55 / Type 12, RFI Class A1/B (C1), No brake chopper Further options according to typecode	131B2947	Buy on EAN
VLT® HVAC Drive FC 102 315 KW / 450 HP, 380 - 480 VAC, Safe Stop, IP54/Type 12+main shield, RFI class A1 (C2), No A Option, No B Option, Coated PCB 3C3 + Ruggedise, Fuse FC-102N315T4E5MH4TGR7XXSXXXXAXBXXXXDX	134H3259	Buy on EAN
VLT® AutomationDrive FC 300 2.2 KW / 3.0 HP, 380 - 500 VAC, IP20 / Chassis, RFI Class A1/B (C1), Brake chopper Further options according to typecode	131B0762	Buy on EAN
VLT® AutomationDrive FC 300 1.5 KW / 2.0 HP, 380 - 500 VAC, IP20 / Chassis, RFI Class A1/B (C1), Brake chopper Further options according to typecode	131B0761	Buy on EAN

VLT® AutomationDrive FC 300 0.55 KW / 0.75 HP, 380 - 480 VAC, IP20 / Chassis, RFI Class A1/B (C1), No brake chopper Further options according to typecode	131B1367	Buy on EAN
VLT® AutomationDrive FC 300 315 KW / 450 HP, 380 - 500 VAC, IP54 / Type 12, RFI Class A2 (C3), No brake chopper Further options according to typecode	131B6889	Buy on EAN
VLT® AutomationDrive FC 300 0.75 KW / 1.0 HP, 380 - 480 VAC, IP20 / Chassis, RFI Class A1/B (C1), No brake chopper Further options according to typecode	131B1368	Buy on EAN
VLT® AutomationDrive FC 300 3.0 KW / 4.0 HP, 200 - 240 VAC, IP20 / Chassis, RFI Class A2 (C3), Brake chopper Further options according to typecode	131B1162	Buy on EAN
VLT® AutomationDrive FC 300 3.0 KW / 4.0 HP, 200 - 240 VAC, IP20 / Chassis, RFI Class A2 (C3), No brake chopper Further options according to typecode	131B1160	Buy on EAN
VLT® AutomationDrive FC 300 11 KW / 15 HP, 380 - 480 VAC, IP21 / Type 1, RFI Class A2 (C3), No brake chopper Further options according to typecode	131B3619	Buy on EAN
VLT® AQUA Drive FC 200 22 KW / 30 HP, 380 - 480 VAC, IP20 / Chassis, RFI Class A2 (C3), Safe Stop FC-202P22KT4E20H2TGXXXXXXXA0BXCXXXXDX	131L0547	Buy on EAN
VLT® AQUA Drive FC 200 315 KW / 450 HP, 380 - 480 VAC, IP54 / Type 12, RFI class A1 (C2), No brake chopper FC-202N315T4E54H4XGC3XXSXXXAXBXXXXDX	134H1810	Buy on EAN
VLT® AutomationDrive FC 300 160 KW / 250 HP, 380 - 500 VAC, IP54 / Type 12, RFI Class A2 (C3), No brake chopper Further options according to typecode	131B6860	Buy on EAN
VLT® AutomationDrive FC 300 7.5 KW / 10 HP, 380 - 500 VAC, IP20 / Chassis, RFI Class A2 (C3), Brake chopper Further options according to typecode	131B3472	Buy on EAN
VLT® AutomationDrive FC 300 200 KW / 300 HP, 380 - 500 VAC, IP21 / Type 1, RFI Class A2 (C3), No brake chopper Further options according to typecode	131B6865	Buy on EAN
VLT® AutomationDrive FC 300 15 KW / 20 HP, 380 - 500 VAC, IP20 / Chassis, RFI Class A2 (C3), No brake chopper Further options according to typecode	131H0613	Buy on EAN
VLT® AutomationDrive FC 300 11 KW / 15 HP, 380 - 500 VAC, IP20 / Chassis, RFI Class A1/B (C1), Brake chopper Further options according to typecode	131F8848	Buy on EAN
VLT® AutomationDrive FC 300 0.37 KW / 0.50 HP, 380 - 500 VAC, IP20 / Chassis, RFI Class A1/B (C1), No brake chopper Further options according to typecode	131B0498	Buy on EAN
VLT® AutomationDrive FC 300 4.0 KW / 5.5 HP, 380 - 500 VAC, IP20 / Chassis, RFI Class A2 (C3), No brake chopper Further options according to typecode	131B0494	Buy on EAN
VLT® AutomationDrive FC 300 0.75 KW / 1.0 HP, 380 - 500 VAC, IP20 / Chassis, RFI Class A2 (C3), Brake chopper Further options according to typecode	131B0495	Buy on EAN
VLT® AutomationDrive FC 300 1.5 KW / 2.0 HP, 380 - 500 VAC, IP20 / Chassis, RFI Class A1/B (C1), Brake chopper Further options according to typecode	131B0496	Buy on EAN

VLT® AutomationDrive FC 300 0.37 KW / 0.50 HP, 380 - 500 VAC, IP20 / Chassis, RFI Class A1/B (C1), No brake chopper Further options according to typecode	131B0497	Buy on EAN
VLT® AutomationDrive FC 300 11 KW / 15 HP, 380 - 500 VAC, IP20 / Chassis, RFI Class A1/B (C1), No brake chopper Further options according to typecode	131F8847	Buy on EAN
VLT® AutomationDrive FC 300 11 KW / 15 HP, 380 - 500 VAC, IP20 / Chassis, RFI Class A1/B (C1), No brake chopper Further options according to typecode	131F8844	Buy on EAN
VLT® AQUA Drive FC 200 30 KW / 40 HP, 380 - 480 VAC, IP20 / Chassis, RFI Class A2 (C3), Safe Stop FC-202P30KT4E20H2TGXXXXXXXA0BXCXXXXX	131Z9125	Buy on EAN
VLT® AQUA Drive FC 200 5.5 KW / 7.5 HP, 380 - 480 VAC, IP66 / NEMA 4X, RFI Class A1/B (C1), Safe Stop FC-202P5K5T4E66H1TGCXXXXXXXA0BXCXXXXX	134U4396	Buy on EAN
VLT® AutomationDrive FC 300 15 KW / 20 HP, 380 - 500 VAC, IP21 / Type 1, RFI Class A2 (C3), No brake chopper Further options according to typecode	131B1708	Buy on EAN
VLT® HVAC Drive FC 102 5.5 KW / 7.5 HP, 380 - 480 VAC, No brake chopper, IP55 / Type12 Backplate, RFI Class A1/B (C1), No A Option, No B Option, Not coated PCB, No Mains Option FC-102P5K5T4P55H1XGXXXXXXXAXBXCXXXXX	131B5662	Buy on EAN
VLT® AutomationDrive FC 300 4.0 KW / 5.5 HP, 380 - 480 VAC, IP20 / Chassis, RFI Class A1/B (C1), No brake chopper Further options according to typecode	131B1441	Buy on EAN
VLT® HVAC Drive FC 102 560 KW / 750 HP, 380 - 480 VAC, No brake chopper, IP54 / Type 12, RFI Class A2 (C3), No A Option, No B Option, Coated PCB, No Mains Option FC-102P560T4E54H2XGXXXXXXXAXBXCXXXXX	131G5109	Buy on EAN
VLT® HVAC Drive FC 102 90 KW / 125 HP, 380 - 480 VAC, No brake chopper, IP20 / Chassis, RFI Class A2 (C3), PROFIBUS DP MCA 101, No B Option, Not coated PCB, No Mains Option FC-102P90KT4E20H2XGXXXXXXXA0BXCXXXXX	131G1598	Buy on EAN
VLT® HVAC Drive FC 102 132 KW / 200 HP, 380 - 480 VAC, No brake chopper, IP21/Type 1+mains shield, RFI Class A2 (C3), No A Option, No B Option, Not coated PCB, Fuse FC-102P132T4E2MH2XGX7XXSXXXXAXBXCXXXXX	131F9307	Buy on EAN
VLT® AQUA Drive FC 200 7.5 KW / 10 HP, 200 - 240 VAC, IP20 / Chassis, RFI Class A2 (C3), No brake chopper FC-202P7K5T2E20H2XGXXXXXXXAXBXCXXXXX	131H0109	Buy on EAN
VLT® HVAC Drive FC 102 132 KW / 200 HP, 380 - 480 VAC, Safe Stop, IP20 / Chassis, RFI Class A2 (C3), PROFINET MCA 120, No B Option, Coated PCB, No Mains Option FC-102N132T4E20H2TGCXXXXXXXALBXCXXXXX	134N5515	Buy on EAN
VLT® HVAC Drive FC 102 90 KW / 125 HP, 380 - 480 VAC, Safe Stop, IP20 / Chassis, RFI Class A2 (C3), PROFINET MCA 120, No B Option, Not coated PCB, No Mains Option FC-102P90KT4E20H2TGXXXXXXXALBXCXXXXX	134N5514	Buy on EAN
VLT® AutomationDrive FC 300 4.0 KW / 5.5 HP, 380 - 500 VAC, IP20 / Chassis, RFI Class A1/B (C1), No brake chopper Further options according to typecode	131B4391	Buy on EAN

VLT® HVAC Drive FC 102 3.0 KW / 4.0 HP, 380 - 480 VAC, No brake chopper, IP20 / Chassis, RFI Class A2 (C3), PROFIBUS DP MCA 101, No B Option, Not coated PCB, No Mains Option FC-102P3K0T4E20H2XGXXXXSXXXXA0BXCXXXXDX	131F0230	Buy on EAN
VLT® HVAC Drive FC 102 5.5 KW / 7.5 HP, 380 - 480 VAC, No brake chopper, IP20 / Chassis, RFI Class A2 (C3), PROFIBUS DP MCA 101, No B Option, Not coated PCB, No Mains Option FC-102P5K5T4E20H2XGXXXXSXXXXA0BXCXXXXDX	131F0231	Buy on EAN
VLT® AQUA Drive FC 200 7.5 KW / 10 HP, 380 - 480 VAC, IP20 / Chassis, RFI Class A2 (C3), No brake chopper FC-202P7K5T4E20H2XGXXXXSXXXXAXBYCXXXXDX	131F8854	Buy on EAN
VLT® AutomationDrive FC 300 400 KW / 550 HP, 380 - 500 VAC, IP54 / Type 12, RFI class A1 (C2), No brake chopper Further options according to typecode	131F1899	Buy on EAN
VLT® AutomationDrive FC 300 18.5 KW / 25 HP, 380 - 500 VAC, IP66 / NEMA 4X, RFI Class A1/B (C1), No brake chopper Further options according to typecode	131B6628	Buy on EAN
VLT® AQUA Drive FC 200 4.0 KW / 5.5 HP, 380 - 480 VAC, IP20 / Chassis, RFI Class A1/B (C1), No brake chopper FC-202P4K0T4E20H1XGCXXXSXXXXAXBXCXXXXDX	131F3965	Buy on EAN
VLT® AQUA Drive FC 200 4.0 KW / 5.5 HP, 380 - 480 VAC, IP55 / Type 12, RFI Class A1/B (C1), No brake chopper FC-202P4K0T4E55H1XGCXXXSXXXXAXBXCXXXXDX	131F3964	Buy on EAN
VLT® AQUA Drive FC 200 5.5 KW / 7.5 HP, 200 - 240 VAC, IP20 / Chassis, RFI Class A2 (C3), No brake chopper FC-202P5K5T2E20H2XGXXXXSXXXXAXBXCXXXXDX	131F8207	Buy on EAN
VLT® AQUA Drive FC 200 30 KW / 40 HP, 380 - 480 VAC, IP55 / Type 12, RFI Class A2 (C3), No brake chopper FC-202P30KT4E55H2XGXXXXSXXXXAXBYCXXXXDX	131F5656	Buy on EAN
VLT® AQUA Drive FC 200 4.0 KW / 5.5 HP, 380 - 480 VAC, IP55 / Type 12, RFI Class A2 (C3), No brake chopper FC-202P4K0T4E55H2XGXXXXSXXXXAXBXCXXXXDX	131F3962	Buy on EAN
VLT® AutomationDrive FC 300 7.5 KW / 10 HP, 380 - 500 VAC, IP20 / Chassis, RFI Class A1/B (C1), No brake chopper Further options according to typecode	131B0542	Buy on EAN
VLT® AutomationDrive FC 300 1.5 KW / 2.0 HP, 380 - 500 VAC, IP20 / Chassis, RFI Class A1/B (C1), No brake chopper Further options according to typecode	131B0540	Buy on EAN
VLT® AutomationDrive FC 300 0.75 KW / 1.0 HP, 380 - 500 VAC, IP20 / Chassis, RFI Class A1/B (C1), Brake chopper Further options according to typecode	131B0014	Buy on EAN
VLT® AutomationDrive FC 300 1.5 KW / 2.0 HP, 380 - 500 VAC, IP20 / Chassis, RFI Class A1/B (C1), Brake chopper Further options according to typecode	131B0015	Buy on EAN
VLT® AutomationDrive FC 300 1.5 KW / 2.0 HP, 380 - 500 VAC, IP20 / Chassis, RFI Class A1/B (C1), Brake chopper Further options according to typecode	131G5560	Buy on EAN
VLT® AutomationDrive FC 300 7.5 KW / 10 HP, 380 - 480 VAC, IP20 / Chassis, RFI Class A1/B (C1), No brake chopper Further options according to typecode	131B1017	Buy on EAN

VLT® AutomationDrive FC 300 7.5 KW / 10 HP, 380 - 480 VAC, IP20 / Chassis, RFI Class A2 (C3), Brake chopper Further options according to typecode	131B1016	Buy on EAN
VLT® AutomationDrive FC 300 7.5 KW / 10 HP, 380 - 480 VAC, IP20 / Chassis, RFI Class A2 (C3), No brake chopper Further options according to typecode	131B1015	Buy on EAN
VLT® AutomationDrive FC 300 1.5 KW / 2.0 HP, 200 - 240 VAC, IP20 / Chassis, RFI Class A1/B (C1), No brake chopper Further options according to typecode	131B5718	Buy on EAN
VLT® AutomationDrive FC 300 11 KW / 15 HP, 380 - 500 VAC, IP21 / Type 1, RFI Class A2 (C3), No brake chopper Further options according to typecode	131B6536	Buy on EAN
VLT® HVAC Drive FC 102 11 KW / 15 HP, 200 - 240 VAC, No brake chopper, IP20 / Chassis, RFI Class A1/B (C1), No A Option, No B Option, Not coated PCB, No Mains Option FC-102P11KT2E20H1XGXXXXSXXXXAXBXCXXXXDX	131H3090	Buy on EAN
VLT® AutomationDrive FC 300 30 KW / 40 HP, 380 - 480 VAC, IP21 / Type 1, RFI Class A2 (C3), No brake chopper Further options according to typecode	131B6084	Buy on EAN
VLT® AutomationDrive FC 300 15 KW / 20 HP, 380 - 500 VAC, IP20 / Chassis, RFI Class A2 (C3), No brake chopper Further options according to typecode	131F8140	Buy on EAN
VLT® AutomationDrive FC 300 15 KW / 20 HP, 380 - 480 VAC, IP20 / Chassis, RFI Class A2 (C3), No brake chopper Further options according to typecode	131F0587	Buy on EAN
VLT® HVAC Drive FC 102 18.5 KW / 25 HP, 380 - 480 VAC, No brake chopper, IP55 / Type 12, RFI Class A1/B (C1), No A Option, No B Option, Not coated PCB, No Mains Option FC-102P18KT4E55H1XGXXXXSXXXXAXBXCXXXXDX	131B3449	Buy on EAN
VLT® HVAC Drive FC 102 15 KW / 20 HP, 380 - 480 VAC, No brake chopper, IP20 / Chassis, RFI Class A2 (C3), No A Option, No B Option, Not coated PCB, No Mains Option FC-102P15KT4E20H2XNXXXXSXXXXAXBXCXXXXDX	131H0030	Buy on EAN
VLT® HVAC Drive FC 102 15 KW / 20 HP, 380 - 480 VAC, Safe Stop, IP20 / Chassis, RFI Class A1/B (C1), PROFIBUS DP MCA 101, No B Option, Not coated PCB, No Mains Option FC-102P15KT4E20H1TGXXXXSXXXXA0BXCXXXXDX	131H9256	Buy on EAN
VLT® HVAC Drive FC 102 15 KW / 20 HP, 380 - 480 VAC, No brake chopper, IP20 / Chassis, RFI Class A1/B (C1), No A Option, No B Option, Not coated PCB, No Mains Option FC-102P15KT4E20H1XXXXXSXXXXAXBXCXXXXDX	131F7659	Buy on EAN
VLT® AutomationDrive FC 300 0.55 KW / 0.75 HP, 380 - 500 VAC, IP20 / Chassis, RFI Class A2 (C3), No brake chopper Further options according to typecode	131B3446	Buy on EAN
VLT® AutomationDrive FC 300 2.2 KW / 3.0 HP, 380 - 500 VAC, IP20 / Chassis, RFI Class A2 (C3), No brake chopper Further options according to typecode	131B3445	Buy on EAN
VLT® AQUA Drive FC 200 0.37 KW / 0.50 HP, 380 - 480 VAC, IP20 / Chassis, RFI Class A2 (C3), No brake chopper FC-202PK37T4E20H2XGXXXXSXXXXA4BXCXXXXDX	131G1112	Buy on EAN

VLT® AQUA Drive FC 200 2.2 KW / 3.0 HP, 380 - 480 VAC, IP55 / Type 12, RFI Class A1/B (cable len)(C1), No brake chopper FC-202P2K2T4E55H3XGXXXXXAXBXCXXXXDX	131F0859	Buy on EAN
VLT® AutomationDrive FC 300 0.37 KW / 0.50 HP, 380 - 480 VAC, IP20 / Chassis A1 Frame, RFI Class A2 (C3), Safe Stop Further options according to typecode	131B5738	Buy on EAN
VLT® AutomationDrive FC 300 11 KW / 15 HP, 380 - 500 VAC, IP20 / Chassis, RFI Class A1/B (C1), Brake chopper Further options according to typecode	131F8172	Buy on EAN
VLT® AQUA Drive FC 200 5.5 KW / 7.5 HP, 380 - 480 VAC, IP20 / Chassis, RFI Class A2 (C3), No brake chopper FC-202P5K5T4E20H2XNXXXXXAXA0BXCXXXXDX	131G1338	Buy on EAN
VLT® HVAC Drive FC 102 250 KW / 350 HP, 380 - 480 VAC, No brake chopper, IP00 / Chassis, RFI Class A2 (C3), No A Option, MCB-101 General purp. I/O, Coated PCB, No Mains Option FC-102P250T4E00H2XGCXXXXXAXBKCXXXXDX	131G7984	Buy on EAN
VLT® AutomationDrive FC 300 11 KW / 15 HP, 380 - 480 VAC, IP66 / NEMA 4X, RFI Class A1/B (C1), No brake chopper Further options according to typecode	131B4532	Buy on EAN
VLT® AutomationDrive FC 300 7.5 KW / 10 HP, 380 - 480 VAC, IP66 / NEMA 4X, RFI Class A1/B (C1), No brake chopper Further options according to typecode	131B4531	Buy on EAN
VLT® AutomationDrive FC 300 5.5 KW / 7.5 HP, 380 - 480 VAC, IP66 / NEMA 4X, RFI Class A1/B (C1), No brake chopper Further options according to typecode	131B4530	Buy on EAN
VLT® AutomationDrive FC 300 30 KW / 40 HP, 380 - 480 VAC, IP66 / NEMA 4X, RFI Class A1/B (C1), No brake chopper Further options according to typecode	131B4536	Buy on EAN
VLT® AQUA Drive FC 200 5.5 KW / 7.5 HP, 380 - 480 VAC, IP20 / Chassis, RFI Class A2 (C3), No brake chopper FC-202P5K5T4E20H2XXXXXXAXA4BXCXXXXDX	131G1334	Buy on EAN
VLT® AutomationDrive FC 300 5.5 KW / 7.5 HP, 380 - 480 VAC, IP20 / Chassis, RFI Class A1/B (C1), No brake chopper Further options according to typecode	131B1005	Buy on EAN
VLT® AutomationDrive FC 300 0.37 KW / 0.50 HP, 200 - 240 VAC, IP55 / Type 12, RFI Class A1/B (C1), No brake chopper Further options according to typecode	131H4342	Buy on EAN
VLT® AQUA Drive FC 200 18.5 KW / 25 HP, 380 - 480 VAC, IP20 / Chassis, RFI Class A2 (C3), No brake chopper FC-202P18KT4E20H2XGCXXXXXAXBXCXXXXD0	131H8477	Buy on EAN
VLT® HVAC Drive FC 102 160 KW / 250 HP, 380 - 480 VAC, Safe Stop, IP20 / Chassis, RFI Class A2 (C3), No A Option, No B Option, Coated PCB, No Mains Option FC-102N160T4E20H2TGCXXXXXAXBXCXXXXDX	134H0511	Buy on EAN
VLT® AutomationDrive FC 300 11 KW / 15 HP, 380 - 480 VAC, IP21 / Type 1, RFI Class A2 (C3), No brake chopper Further options according to typecode	131B3620	Buy on EAN
VLT® HVAC Drive FC 102 11 KW / 15 HP, 380 - 480 VAC, Safe Stop, IP20 / Chassis, RFI Class A2 (C3), No A Option, No B Option, Not coated PCB, No Mains Option FC-102P11KT4E20H2TGXXXXXAXBXCXXXXDX	131X2659	Buy on EAN

VLT® HVAC Drive FC 102 3.0 KW / 4.0 HP, 380 - 480 VAC, Safe Stop, IP20 / Chassis, RFI Class A1/B (C1), PROFIBUS DP MCA 101, No B Option, Not coated PCB, No Mains Option FC-102P3K0T4E20H1TGXXXXXXXA0BXCXXXXX	131G3930	Buy on EAN
VLT® AutomationDrive FC 300 1.1 KW / 1.5 HP, 380 - 500 VAC, IP20 / Chassis, RFI Class A1/B (C1), No brake chopper Further options according to typecode	131B6748	Buy on EAN
VLT® AQUA Drive FC 200 90 KW / 125 HP, 380 - 480 VAC, IP20 / Chassis, RFI Class A1/B (C1), Brake chopper + Safe stop FC-202P90KT4E20H1UGCXXXXXXXAXBXXXXX	131H3107	Buy on EAN
VLT® AQUA Drive FC 200 1.1 KW / 1.5 HP, 380 - 480 VAC, IP20 / Chassis, RFI Class A1/B (C1), Brake chopper + Safe stop FC-202P1K1T4E20H1UGCXXXXXXXAXBXXXXX	131H3106	Buy on EAN
VLT® HVAC Drive FC 102 30 KW / 40 HP, 380 - 480 VAC, Safe Stop, IP20 / Chassis, RFI Class A2 (C3), No A Option, No B Option, Not coated PCB, No Mains Option FC-102P30KT4E20H2TGXXXXXXXAXBXXXXX	131G0881	Buy on EAN
VLT® AQUA Drive FC 200 30 KW / 40 HP, 380 - 480 VAC, IP55 / Type 12, RFI Class A1/B (C1), Brake chopper + Safe stop FC-202P30KT4E55H1UGCXXXXXXXAXBXXXXX	131H3109	Buy on EAN
VLT® AQUA Drive FC 200 2.2 KW / 3.0 HP, 380 - 480 VAC, IP55 / Type 12, RFI Class A1/B (C1), Brake chopper + Safe stop FC-202P2K2T4E55H1UGCXXXXXXXAXBXXXXX	131H3108	Buy on EAN
VLT® AutomationDrive FC 300 11 KW / 15 HP, 380 - 500 VAC, IP66 / NEMA 4X, RFI Class A1/B (C1), No brake chopper Further options according to typecode	131B5840	Buy on EAN
VLT® AutomationDrive FC 300 7.5 KW / 10 HP, 380 - 500 VAC, IP66 / NEMA 4X, RFI Class A1/B (C1), No brake chopper Further options according to typecode	131B6718	Buy on EAN
VLT® AutomationDrive FC 300 1.5 KW / 2.0 HP, 380 - 480 VAC, IP66 / NEMA 4X, RFI Class A1/B (C1), No brake chopper Further options according to typecode	131B5844	Buy on EAN
VLT® AutomationDrive FC 300 0.55 KW / 0.75 HP, 380 - 480 VAC, IP66 / NEMA 4X, RFI Class A1/B (C1), No brake chopper Further options according to typecode	131B5848	Buy on EAN
VLT® AutomationDrive FC 300 0.75 KW / 1.0 HP, 380 - 480 VAC, IP66 / NEMA 4X, RFI Class A1/B (C1), No brake chopper Further options according to typecode	131B5849	Buy on EAN
VLT® HVAC Drive FC 102 3.0 KW / 4.0 HP, 380 - 480 VAC, Safe Stop, IP20 / Chassis, RFI Class A2 (C3), PROFINET MCA 120, No B Option, Not coated PCB, No Mains Option FC-102P3K0T4E20H2TGXXXXXXXALBXXXXX	134N6745	Buy on EAN
VLT® AutomationDrive FC 300 2.2 KW / 3.0 HP, 380 - 500 VAC, IP66 / NEMA 4X, RFI Class A1/B (C1), No brake chopper Further options according to typecode	131B6714	Buy on EAN
VLT® HVAC Drive FC 102 7.5 KW / 10 HP, 380 - 480 VAC, Safe Stop, IP20 / Chassis, RFI Class A1/B (C1), No A Option, No B Option, Not coated PCB, No Mains Option FC-102P7K5T4E20H1TXXXXXXXAXBXXXXX	131G8886	Buy on EAN

VLT® HVAC Drive FC 102 1.5 KW / 2.0 HP, 200 - 240 VAC, No brake chopper, IP20 / Chassis, RFI Class A1/B (C1), No A Option, No B Option, Not coated PCB, No Mains Option FC-102P1K5T2E20H1XGXXXXSXXXXAXBXXXXDX	131B7628	Buy on EAN
VLT® AQUA Drive FC 200 11 KW / 15 HP, 200 - 240 VAC, IP20 / Chassis, RFI Class A2 (C3), No brake chopper FC-202P11KT2E20H2XGCXXXXSXXXXAXBXXXXDX	131H9672	Buy on EAN
VLT® AutomationDrive FC 300 22 KW / 30 HP, 380 - 480 VAC, IP21 / Type 1, RFI Class A2 (C3), No brake chopper Further options according to typecode	131B3713	Buy on EAN
VLT® AutomationDrive FC 300 15 KW / 20 HP, 380 - 480 VAC, IP20 / Chassis, RFI Class A1/B (C1), Brake chopper Further options according to typecode	131F7479	Buy on EAN
VLT® AQUA Drive FC 200 15 KW / 20 HP, 525 - 690 VAC *, IP55 / Type 12, RFI Class A2 (C3), No brake chopper FC-202P15KT7E55H2XGCXXXXSXXXXAXBXXXXDX	131U8699	Buy on EAN
VLT® AQUA Drive FC 200 22 KW / 30 HP, 380 - 480 VAC, IP20 / Chassis, RFI Class A1/B (cable len)(C1), No brake chopper FC-202P22KT4E20H3XGXXXXSXXXXAXBXXXXDX	131H3037	Buy on EAN
VLT® AQUA Drive FC 200 22 KW / 30 HP, 380 - 480 VAC, IP20 / Chassis, RFI Class A1/B (cable len)(C1), No brake chopper FC-202P22KT4E20H3XGXXXXSXXXXA0BXXXXDX	131H3036	Buy on EAN
VLT® HVAC Drive FC 102 7.5 KW / 10 HP, 380 - 480 VAC, No brake chopper, IP20 / Chassis, RFI Class A1/B (C1), PROFIBUS DP MCA 101, No B Option, Not coated PCB, No Mains Option FC-102P7K5T4E20H1XXXXXSXXXXA0BXXXXDX	131F3158	Buy on EAN
VLT® HVAC Drive FC 102 22 KW / 30 HP, 380 - 480 VAC, No brake chopper, IP55 / Type 12, RFI Class A1/B (C1), LonWorks MCA 108, No B Option, Not coated PCB, No Mains Option FC-102P22KT4E55H1XGXXXXSXXXXAGBXXXXDX	131F2687	Buy on EAN
VLT® HVAC Drive FC 102 15 KW / 20 HP, 380 - 480 VAC, No brake chopper, IP55 / Type 12, RFI Class A1/B (C1), LonWorks MCA 108, No B Option, Not coated PCB, No Mains Option FC-102P15KT4E55H1XGXXXXSXXXXAGBXXXXDX	131F2685	Buy on EAN
VLT® HVAC Drive FC 102 7.5 KW / 10 HP, 380 - 480 VAC, No brake chopper, IP55 / Type 12, RFI Class A1/B (C1), LonWorks MCA 108, No B Option, Not coated PCB, No Mains Option FC-102P7K5T4E55H1XGXXXXSXXXXAGBXXXXDX	131F2684	Buy on EAN
VLT® HVAC Drive FC 102 5.5 KW / 7.5 HP, 380 - 480 VAC, No brake chopper, IP55 / Type 12, RFI Class A1/B (C1), LonWorks MCA 108, No B Option, Not coated PCB, No Mains Option FC-102P5K5T4E55H1XGXXXXSXXXXAGBXXXXDX	131F2683	Buy on EAN
VLT® AQUA Drive FC 200 55 KW / 75 HP, 380 - 480 VAC, IP20 / Chassis, RFI Class A1/B (C1), No brake chopper FC-202P55KT4E20H1XGXXXXSXXXXA0BXXXXDX	131H3211	Buy on EAN

VLT® AutomationDrive FC 300 11 KW / 15 HP, 380 - 500 VAC, IP20 / Chassis, RFI Class A2 (C3), Brake chopper Further options according to typecode	131H3213	Buy on EAN
VLT® AutomationDrive FC 300 0.55 KW / 0.75 HP, 200 - 240 VAC, IP20 / Chassis, RFI Class A2 (C3), No brake chopper Further options according to typecode	131H3146	Buy on EAN
VLT® AutomationDrive FC 300 0.75 KW / 1.0 HP, 200 - 240 VAC, IP20 / Chassis, RFI Class A2 (C3), No brake chopper Further options according to typecode	131H3743	Buy on EAN
VLT® AutomationDrive FC 300 55 KW / 75 HP, 380 - 500 VAC, IP20 / Chassis, RFI Class A2 (C3), Brake chopper Further options according to typecode	131H2618	Buy on EAN
VLT® AQUA Drive FC 200 11 KW / 15 HP, 380 - 480 VAC, IP55 / Type 12, RFI Class A1/B (C1), No brake chopper FC-202P11KT4E55H1XGXXXXSXXXXAXBXXXXDX	131B9001	Buy on EAN
VLT® AQUA Drive FC 200 11 KW / 15 HP, 380 - 480 VAC, IP66 / NEMA 4X, RFI Class A2 (C3), No brake chopper FC-202P11KT4E66H2XGXXXXSXXXXAXBXXXXDX	131B9002	Buy on EAN
VLT® AQUA Drive FC 200 15 KW / 20 HP, 380 - 480 VAC, IP21 / Type 1, RFI Class A2 (C3), No brake chopper FC-202P15KT4E21H2XGXXXXSXXXXAXBXXXXDX	131B9004	Buy on EAN
VLT® AQUA Drive FC 200 15 KW / 20 HP, 380 - 480 VAC, IP55 / Type 12, RFI Class A1/B (C1), No brake chopper FC-202P15KT4E55H1XGXXXXSXXXXAXBXXXXDX	131B9008	Buy on EAN
VLT® HVAC Drive FC 102 1.5 KW / 2.0 HP, 380 - 480 VAC, Safe Stop, IP55 / Type 12, RFI Class A2 (C3), PROFIBUS DP MCA 101, No B Option, Not coated PCB, No Mains Option FC-102P1K5T4E55H2TGXXXXSXXXXA0BXXXXDX	131X9329	Buy on EAN
VLT® AQUA Drive FC 200 11 KW / 15 HP, 380 - 480 VAC, IP20 / Chassis, RFI Class A2 (C3), No brake chopper FC-202P11KT4E20H2XGXXXXSXXXXA0BXCX5XXDX	131N1829	Buy on EAN
VLT® AutomationDrive FC 300 75 KW / 100 HP, 380 - 500 VAC, IP66 / NEMA 4X, RFI Class A1/B (C1), Brake chopper Further options according to typecode	131G2647	Buy on EAN
VLT® AutomationDrive FC 300 55 KW / 75 HP, 380 - 500 VAC, IP20 / Chassis, RFI Class A2 (C3), Brake chopper Further options according to typecode	131G2132	Buy on EAN
VLT® AutomationDrive FC 300 0.75 KW / 1.0 HP, 380 - 480 VAC, IP20 / Chassis, RFI Class A2 (C3), No brake chopper Further options according to typecode	131B4328	Buy on EAN
VLT® HVAC Drive FC 102 3.0 KW / 4.0 HP, 380 - 480 VAC, No brake chopper, IP55 / Type12 Backplate, RFI Class A1/B (C1), No A Option, No B Option, Coated PCB, No Mains Option FC-102P3K0T4P55H1XGCXXXXSXXXXAXBXXXXDX	131U4912	Buy on EAN
VLT® AQUA Drive FC 200 7.5 KW / 10 HP, 380 - 480 VAC, IP20 / Chassis, RFI Class A1/B (C1), No brake chopper FC-202P7K5T4E20H1XGXXXXSXXXXAXBXXXXDX	131B8289	Buy on EAN
VLT® AQUA Drive FC 200 11 KW / 15 HP, 380 - 480 VAC, IP21 / Type 1, RFI Class A2 (C3), No brake chopper FC-202P11KT4E21H2XGCXXXXSXXXXAXBXXXXDX	131B8999	Buy on EAN

VLT® AutomationDrive FC 300 0.55 KW / 0.75 HP, 380 - 500 VAC, IP20 / Chassis, RFI Class A2 (C3), No brake chopper Further options according to typecode	131B0648	Buy on EAN
VLT® AutomationDrive FC 300 1.5 KW / 2.0 HP, 200 - 240 VAC, IP20 / Chassis, RFI Class A1/B (C1), No brake chopper Further options according to typecode	131N1912	Buy on EAN
VLT® AutomationDrive FC 300 7.5 KW / 10 HP, 380 - 500 VAC, IP20 / Chassis, RFI Class A2 (C3), No brake chopper Further options according to typecode	131B8996	Buy on EAN
VLT® HVAC Drive FC 102 3.0 KW / 4.0 HP, 380 - 480 VAC, No brake chopper, IP20 / Chassis, RFI Class A2 (C3), No A Option, No B Option, Not coated PCB, No Mains Option FC-102P3K0T4E20H2XXXXXSXXXXAXBXCXXXXDX	131B4994	Buy on EAN
VLT® AutomationDrive FC 300 4.0 KW / 5.5 HP, 380 - 500 VAC, IP20 / Chassis, RFI Class A1/B (C1), No brake chopper Further options according to typecode	131B7921	Buy on EAN
VLT® AutomationDrive FC 300 3.0 KW / 4.0 HP, 380 - 500 VAC, IP20 / Chassis, RFI Class A1/B (C1), No brake chopper Further options according to typecode	131B7920	Buy on EAN
VLT® AutomationDrive FC 300 5.5 KW / 7.5 HP, 380 - 500 VAC, IP20 / Chassis, RFI Class A1/B (C1), Brake chopper Further options according to typecode	131B2403	Buy on EAN
VLT® AutomationDrive FC 300 2.2 KW / 3.0 HP, 380 - 500 VAC, IP20 / Chassis, RFI Class A1/B (C1), Brake chopper Further options according to typecode	131B2402	Buy on EAN
VLT® AutomationDrive FC 300 1.1 KW / 1.5 HP, 380 - 480 VAC, IP20 / Chassis, RFI Class A2 (C3), No brake chopper Further options according to typecode	131B2407	Buy on EAN
VLT® AutomationDrive FC 300 2.2 KW / 3.0 HP, 380 - 480 VAC, IP20 / Chassis, RFI Class A2 (C3), No brake chopper Further options according to typecode	131B2409	Buy on EAN
VLT® AutomationDrive FC 300 0.37 KW / 0.50 HP, 380 - 500 VAC, IP20 / Chassis, RFI Class A1/B (C1), Brake chopper Further options according to typecode	131B0766	Buy on EAN
VLT® AutomationDrive FC 300 11 KW / 15 HP, 380 - 500 VAC, IP21 / Type 1, RFI Class A1/B (C1), Brake chopper Further options according to typecode	131G2731	Buy on EAN
VLT® HVAC Drive FC 102 55 KW / 75 HP, 380 - 480 VAC, No brake chopper, IP20 / Chassis, RFI Class A1/B (cable len)(C1), No A Option, No B Option, Not coated PCB, No Mains Option FC-102P55KT4E20H3XGXXXXXSXXXXAXBXCXXXXDX	131F9941	Buy on EAN
VLT® HVAC Drive FC 102 15 KW / 20 HP, 200 - 240 VAC, No brake chopper, IP20 / Chassis, RFI Class A2 (C3), No A Option, No B Option, Not coated PCB, No Mains Option FC-102P15KT2E20H2XGXXXXXSXXXXAXBXCXXXXDX	131H3897	Buy on EAN
VLT® AQUA Drive FC 200 132 KW / 200 HP, 380 - 480 VAC, IP54 / Type 12, RFI class A1 (C2), No brake chopper FC-202P132T4E54H4XGC3XSXXXXAXBPCXXXXDX	134G4510	Buy on EAN
VLT® AutomationDrive FC 300 160 KW / 250 HP, 380 - 500 VAC, IP54 / Type 12, RFI Class A2 (C3), No brake chopper Further options according to typecode	131F1982	Buy on EAN

VLT® HVAC Drive FC 102 1.1 KW / 1.5 HP, 380 - 480 VAC, No brake chopper, IP20 / Chassis, RFI Class A2 (C3), LonWorks MCA 108, No B Option, Coated PCB, No Mains Option FC-102P1K1T4E20H2XGCXXXSXXXXAGBXCXXXXDX	131N2807	Buy on EAN
VLT® AutomationDrive FC 300 5.5 KW / 7.5 HP, 200 - 240 VAC, IP20 / Chassis, RFI Class A2 (C3), Brake chopper Further options according to typecode	131G4779	Buy on EAN
VLT® AutomationDrive FC 300 11 KW / 15 HP, 380 - 500 VAC, IP21 / Type 1, RFI Class A2 (C3), No brake chopper Further options according to typecode	131B1577	Buy on EAN
VLT® AutomationDrive FC 300 1.1 KW / 1.5 HP, 380 - 500 VAC, IP66 / NEMA 4X, RFI Class A1/B (C1), No brake chopper Further options according to typecode	131B6252	Buy on EAN
VLT® AutomationDrive FC 300 1.5 KW / 2.0 HP, 380 - 500 VAC, IP20 / Chassis, RFI Class A1/B (C1), No brake chopper Further options according to typecode	131B0453	Buy on EAN
VLT® AutomationDrive FC 300 2.2 KW / 3.0 HP, 380 - 500 VAC, IP20 / Chassis, RFI Class A1/B (C1), No brake chopper Further options according to typecode	131B0454	Buy on EAN
VLT® HVAC Drive FC 102 1.5 KW / 2.0 HP, 380 - 480 VAC, No brake chopper, IP20 / Chassis, RFI Class A2 (C3), PROFIBUS DP MCA 101, No B Option, Not coated PCB, No Mains Option FC-102P1K5T4E20H2XGXXXXSXXXXA0BXCXXXXDX	131G0016	Buy on EAN
VLT® AutomationDrive FC 300 37 KW / 50 HP, 380 - 480 VAC, IP21 / Type 1, RFI Class A2 (C3), No brake chopper Further options according to typecode	131B6092	Buy on EAN
VLT® AQUA Drive FC 200 5.5 KW / 7.5 HP, 200 - 240 VAC, IP21 / Type 1, RFI Class A2 (C3), No brake chopper FC-202P5K5T2E21H2XGXXXXSXXXXAXBXCXXXXDX	131B9225	Buy on EAN
VLT® AutomationDrive FC 300 3.0 KW / 4.0 HP, 380 - 500 VAC, IP20 / Chassis, RFI Class A1/B (C1), No brake chopper Further options according to typecode	131B0455	Buy on EAN
VLT® AutomationDrive FC 300 0.75 KW / 1.0 HP, 380 - 480 VAC, IP20 / Chassis A1 Frame, RFI Class A1/B (cable len) (C1), Brake chopper Further options according to typecode	131B2717	Buy on EAN
VLT® HVAC Drive FC 102 7.5 KW / 10 HP, 380 - 480 VAC, No brake chopper, IP20 / Chassis, RFI Class A2 (C3), DeviceNet MCA 104, No B Option, Not coated PCB, No Mains Option FC-102P7K5T4E20H2XGXXXXSXXXXA4BXCXXXXDX	131F2428	Buy on EAN
VLT® AutomationDrive FC 300 0.55 KW / 0.75 HP, 380 - 480 VAC, IP20 / Chassis A1 Frame, RFI Class A1/B (cable len)(C1), No brake chopper Further options according to typecode	131B2711	Buy on EAN
VLT® HVAC Drive FC 102 5.5 KW / 7.5 HP, 380 - 480 VAC, Safe Stop, IP20 / Chassis, RFI Class A2 (C3), No A Option, No B Option, Not coated PCB, No Mains Option FC-102P5K5T4E20H2TGXXXXSXXXXAXBXCXXXXDX	131N5279	Buy on EAN
VLT® AutomationDrive FC 300 0.75 KW / 1.0 HP, 380 - 480 VAC, IP20 / Chassis A1 Frame, RFI Class A1/B (cable len) (C1), No brake chopper Further options according to typecode	131B2712	Buy on EAN

VLT® AutomationDrive FC 300 5.5 KW / 7.5 HP, 380 - 500 VAC, IP20 / Chassis, RFI Class A1/B (C1), No brake chopper Further options according to typecode	131B0457	Buy on EAN
VLT® AQUA Drive FC 200 4.0 KW / 5.5 HP, 380 - 480 VAC, IP20 / Chassis, RFI Class A2 (C3), No brake chopper FC-202P4K0T4E20H2XGXXXXXAXBYCXXXXDX	131F2424	Buy on EAN
VLT® AQUA Drive FC 200 200 KW / 300 HP, 380 - 480 VAC, IP20 / Chassis, RFI Class A2 (C3), No brake chopper FC-202N200T4E20H2XGCXXXSXXXAXBXXXXDX	134F0372	Buy on EAN
VLT® AQUA Drive FC 200 160 KW / 250 HP, 380 - 480 VAC, IP20 / Chassis, RFI Class A2 (C3), No brake chopper FC-202N160T4E20H2XGCXXXSXXXAXBXXXXDX	134F0371	Buy on EAN
VLT® AutomationDrive FC 300 45 KW / 60 HP, 380 - 500 VAC, IP20 / Chassis, RFI Class A1/B (C1), No brake chopper Further options according to typecode	131H1845	Buy on EAN
VLT® AQUA Drive FC 200 11 KW / 15 HP, 380 - 480 VAC, IP20 / Chassis, RFI Class A2 (C3), No brake chopper FC-202P11KT4E20H2XGCXXXSXXXA0BXXXXD0	134U4656	Buy on EAN
VLT® AutomationDrive FC 300 30 KW / 40 HP, 380 - 500 VAC, IP20 / Chassis, RFI Class A2 (C3), No brake chopper Further options according to typecode	131F8921	Buy on EAN
VLT® AutomationDrive FC 300 2.2 KW / 3.0 HP, 380 - 480 VAC, IP20 / Chassis, RFI Class A2 (C3), Brake chopper Further options according to typecode	131B0717	Buy on EAN
VLT® AutomationDrive FC 300 4.0 KW / 5.5 HP, 380 - 500 VAC, IP20 / Chassis, RFI Class A2 (C3), No brake chopper Further options according to typecode	131B0711	Buy on EAN
VLT® AutomationDrive FC 300 2.2 KW / 3.0 HP, 380 - 480 VAC, IP20 / Chassis, RFI Class A2 (C3), No brake chopper Further options according to typecode	131B2579	Buy on EAN
VLT® AutomationDrive FC 300 1.5 KW / 2.0 HP, 380 - 480 VAC, IP20 / Chassis, RFI Class A2 (C3), No brake chopper Further options according to typecode	131B2578	Buy on EAN
VLT® AutomationDrive FC 300 1.5 KW / 2.0 HP, 380 - 480 VAC, IP20 / Chassis, RFI Class A2 (C3), No brake chopper Further options according to typecode	131B1374	Buy on EAN
VLT® AutomationDrive FC 300 2.2 KW / 3.0 HP, 380 - 480 VAC, IP20 / Chassis, RFI Class A2 (C3), No brake chopper Further options according to typecode	131B1375	Buy on EAN
VLT® AutomationDrive FC 300 0.75 KW / 1.0 HP, 380 - 480 VAC, IP20 / Chassis, RFI Class A2 (C3), No brake chopper Further options according to typecode	131B1372	Buy on EAN
VLT® AutomationDrive FC 300 1.1 KW / 1.5 HP, 380 - 480 VAC, IP20 / Chassis, RFI Class A2 (C3), No brake chopper Further options according to typecode	131B1373	Buy on EAN
VLT® AutomationDrive FC 300 0.37 KW / 0.50 HP, 380 - 480 VAC, IP20 / Chassis, RFI Class A2 (C3), No brake chopper Further options according to typecode	131B1370	Buy on EAN
VLT® AutomationDrive FC 300 0.55 KW / 0.75 HP, 380 - 480 VAC, IP20 / Chassis, RFI Class A2 (C3), No brake chopper Further options according to typecode	131B1371	Buy on EAN

VLT® AQUA Drive FC 200 5.5 KW / 7.5 HP, 380 - 480 VAC, IP20 / Chassis, RFI Class A1/B (C1), No brake chopper FC-202P5K5T4E20H1XGXXXXXXXAXBYCXXXXDX	131F5485	Buy on EAN
VLT® AutomationDrive FC 300 0.37 KW / 0.50 HP, 380 - 480 VAC, IP20 / Chassis, RFI Class A2 (C3), No brake chopper Further options according to typecode	131B2577	Buy on EAN
VLT® HVAC Drive FC 102 200 KW / 300 HP, 380 - 480 VAC, Safe Stop, IP00 / Chassis, RFI Class A2 (C3), No A Option, MCB-101 General purp. I/O, Not coated PCB, Mains Disconnect + Fuse FC-102P200T4E00H2TGX3XXSXXXXAXBKXXXXDX	131G4374	Buy on EAN
VLT® HVAC Drive FC 102 200 KW / 300 HP, 380 - 480 VAC, No brake chopper, IP54 / Type 12, RFI Class A2 (C3), No A Option, No B Option, Coated PCB, No Mains Option FC-102P200T4E54H2XGCXXXSXXXXAXBXXXXDX	131G4375	Buy on EAN
VLT® AutomationDrive FC 300 15 KW / 20 HP, 380 - 500 VAC, IP55 / Type 12, RFI Class A1/B (C1), Brake chopper Further options according to typecode	131B1177	Buy on EAN
VLT® AutomationDrive FC 300 2.2 KW / 3.0 HP, 380 - 500 VAC, IP20 / Chassis, RFI Class A2 (C3), No brake chopper Further options according to typecode	131B2372	Buy on EAN
VLT® AutomationDrive FC 300 1.5 KW / 2.0 HP, 200 - 240 VAC, IP20 / Chassis, RFI Class A1/B (C1), Brake chopper Further options according to typecode	131G3177	Buy on EAN
VLT® AutomationDrive FC 300 2.2 KW / 3.0 HP, 380 - 500 VAC, IP20 / Chassis, RFI Class A1/B (C1), Brake chopper Further options according to typecode	131B4517	Buy on EAN
VLT® AutomationDrive FC 300 11 KW / 15 HP, 380 - 500 VAC, IP21 / Type 1, RFI Class A1/B (C1), Brake chopper Further options according to typecode	131B2375	Buy on EAN
VLT® AutomationDrive FC 300 250 KW / 350 HP, 380 - 500 VAC, IP00 / Chassis, RFI Class A2 (C3), No brake chopper Further options according to typecode	131B6872	Buy on EAN
VLT® AutomationDrive FC 300 250 KW / 350 HP, 380 - 500 VAC, IP21 / Type 1, RFI Class A2 (C3), No brake chopper Further options according to typecode	131B6874	Buy on EAN
VLT® AutomationDrive FC 300 0.75 KW / 1.0 HP, 380 - 480 VAC, IP20 / Chassis, RFI Class A2 (C3), No brake chopper Further options according to typecode	131B1396	Buy on EAN
VLT® AutomationDrive FC 300 1.5 KW / 2.0 HP, 380 - 480 VAC, IP20 / Chassis, RFI Class A2 (C3), No brake chopper Further options according to typecode	131B1397	Buy on EAN
VLT® AutomationDrive FC 300 0.75 KW / 1.0 HP, 200 - 240 VAC, IP20 / Chassis, RFI Class A2 (C3), No brake chopper Further options according to typecode	131B0623	Buy on EAN
VLT® HVAC Drive FC 102 2.2 KW / 3.0 HP, 380 - 480 VAC, No brake chopper, IP20 / Chassis, RFI Class A1/B (cable len)(C1), No A Option, No B Option, Not coated PCB, No Mains Option FC-102P2K2T4E20H3XGXXXXXXXAXBXXXXDX	131B5470	Buy on EAN

VLT® HVAC Drive FC 102 5.5 KW / 7.5 HP, 380 - 480 VAC, No brake chopper, IP20 / Chassis, RFI Class A1/B (cable len)(C1), No A Option, No B Option, Not coated PCB, No Mains Option FC-102P5K5T4E20H3XGXXXXSXXXXAXBXCXXXXDX	131B5473	Buy on EAN
VLT® HVAC Drive FC 102 4.0 KW / 5.5 HP, 380 - 480 VAC, No brake chopper, IP20 / Chassis, RFI Class A1/B (cable len)(C1), No A Option, No B Option, Not coated PCB, No Mains Option FC-102P4K0T4E20H3XGXXXXSXXXXAXBXCXXXXDX	131B5472	Buy on EAN
VLT® HVAC Drive FC 102 15 KW / 20 HP, 380 - 480 VAC, No brake chopper, IP21 / Type 1, RFI Class A1/B (cable len)(C1), No A Option, No B Option, Not coated PCB, No Mains Option FC-102P15KT4E21H3XGXXXXSXXXXAXBXCXXXXDX	131B5475	Buy on EAN
VLT® HVAC Drive FC 102 7.5 KW / 10 HP, 380 - 480 VAC, No brake chopper, IP20 / Chassis, RFI Class A1/B (cable len)(C1), No A Option, No B Option, Not coated PCB, No Mains Option FC-102P7K5T4E20H3XGXXXXSXXXXAXBXCXXXXDX	131B5474	Buy on EAN
VLT® HVAC Drive FC 102 18.5 KW / 25 HP, 380 - 480 VAC, No brake chopper, IP55 / Type 12, RFI Class A1/B (C1), No A Option, MCB-101 General purp. I/O, Not coated PCB, No Mains Option FC-102P18KT4E55H1XGXXXXSXXXXAXBKCXXXXDX	131F1552	Buy on EAN
VLT® AutomationDrive FC 300 3.7 KW / 5.0 HP, 200 - 240 VAC, IP20 / Chassis, RFI Class A2 (C3), No brake chopper Further options according to typecode	131B0628	Buy on EAN
VLT® AutomationDrive FC 300 15 KW / 20 HP, 380 - 500 VAC, IP21 / Type 1, RFI Class A2 (C3), No brake chopper Further options according to typecode	131B1716	Buy on EAN
VLT® AutomationDrive FC 300 4.0 KW / 5.5 HP, 380 - 500 VAC, IP20 / Chassis, RFI Class A2 (C3), Brake chopper Further options according to typecode	131B0857	Buy on EAN
VLT® AQUA Drive FC 200 7.5 KW / 10 HP, 380 - 480 VAC, IP66 / NEMA 4X, RFI Class A2 (C3), Safe Stop FC-202P7K5T4E66H2TGXXXXSXXXXALBXCXXXXDX	134U3204	Buy on EAN
VLT® HVAC Drive FC 102 5.5 KW / 7.5 HP, 380 - 480 VAC, No brake chopper, IP20 / Chassis, RFI Class A2 (C3), PROFIBUS DP MCA 101, No B Option, Not coated PCB, No Mains Option FC-102P5K5T4E20H2XNXXXXSXXXXA0BXCXXXXDX	131G0692	Buy on EAN
VLT® AQUA Drive FC 200 1.1 KW / 1.5 HP, 380 - 480 VAC, IP20 / Chassis, RFI Class A2 (C3), Safe Stop FC-202P1K1T4E20H2TXXXXSXXXXALBXCXXXXDX	134U3202	Buy on EAN
VLT® AQUA Drive FC 200 4.0 KW / 5.5 HP, 380 - 480 VAC, IP66 / NEMA 4X, RFI Class A2 (C3), Safe Stop FC-202P4K0T4E66H2TGXXXXSXXXXALBXCXXXXDX	134U3203	Buy on EAN
VLT® AutomationDrive FC 300 7.5 KW / 10 HP, 380 - 480 VAC, IP55 / Type 12, RFI Class A1/B (C1), No brake chopper Further options according to typecode	131B1953	Buy on EAN
VLT® AQUA Drive FC 200 75 KW / 100 HP, 380 - 480 VAC, IP20 / Chassis, RFI Class A2 (C3), Safe Stop FC-202P75KT4E20H2TGXXXXSXXXXA0BXCXXXXDX	131U5261	Buy on EAN

VLT® HVAC Drive FC 102 5.5 KW / 7.5 HP, 200 - 240 VAC, No brake chopper, IP20 / Chassis, RFI Class A1/B (C1), No A Option, No B Option, Not coated PCB, No Mains Option FC-102P5K5T2E20H1XGXXXXXXXAXBXXXXX	131F9318	Buy on EAN
VLT® AutomationDrive FC 300 5.5 KW / 7.5 HP, 200 - 240 VAC, IP20 / Chassis, RFI Class A2 (C3), Brake chopper Further options according to typecode	131F9314	Buy on EAN
VLT® AutomationDrive FC 300 5.5 KW / 7.5 HP, 200 - 240 VAC, IP20 / Chassis, RFI Class A1/B (C1), No brake chopper Further options according to typecode	131F9315	Buy on EAN
VLT® AutomationDrive FC 300 0.55 KW / 0.75 HP, 380 - 480 VAC, IP20 / Chassis A1 Frame, RFI Class A2 (C3), Safe Stop Further options according to typecode	131B4386	Buy on EAN
VLT® AQUA Drive FC 200 15 KW / 20 HP, 380 - 480 VAC, IP20 / Chassis, RFI Class A2 (C3), Safe Stop FC-202P15KT4E20H2TGXXXXXXXA0BXXXXX	131G9641	Buy on EAN
VLT® AQUA Drive FC 200 22 KW / 30 HP, 380 - 480 VAC, IP20 / Chassis, RFI Class A2 (C3), No brake chopper FC-202P22KT4E20H2XNXXXXXXXA4BXXXXX	131G1582	Buy on EAN
VLT® AutomationDrive FC 300 5.5 KW / 7.5 HP, 200 - 240 VAC, IP20 / Chassis, RFI Class A2 (C3), No brake chopper Further options according to typecode	131F9313	Buy on EAN
VLT® AQUA Drive FC 200 5.5 KW / 7.5 HP, 380 - 480 VAC, IP55 / Type 12, RFI Class A2 (C3), No brake chopper FC-202P5K5T4E55H2XGXXXXXXXAXBXXXXX	131F3972	Buy on EAN
VLT® AQUA Drive FC 200 7.5 KW / 10 HP, 380 - 480 VAC, IP55 / Type 12, RFI Class A2 (C3), No brake chopper FC-202P7K5T4E55H2XGXXXXXXXAXBXXXXX	131F3973	Buy on EAN
VLT® HVAC Drive FC 102 110 KW / 150 HP, 380 - 480 VAC, No brake chopper, IP00 / Chassis, RFI class A1 (C2), No A Option, No B Option, Not coated PCB, Fuse FC-102P110T4E00H4XGX7XXSXXXXAXBXXXXX	131F8210	Buy on EAN
VLT® HVAC Drive FC 102 200 KW / 300 HP, 380 - 480 VAC, No brake chopper, IP00 / Chassis, RFI class A1 (C2), No A Option, No B Option, Not coated PCB, Fuse FC-102P200T4E00H4XGX7XXSXXXXAXBXXXXX	131F8216	Buy on EAN
VLT® AQUA Drive FC 200 11 KW / 15 HP, 380 - 480 VAC, IP55 / Type 12, RFI Class A1/B (C1), No brake chopper FC-202P11KT4E55H1XGXXXXXXXAXBXXXXX	131F3977	Buy on EAN
VLT® HVAC Drive FC 102 160 KW / 250 HP, 380 - 480 VAC, No brake chopper, IP00 / Chassis, RFI class A1 (C2), No A Option, No B Option, Not coated PCB, Fuse FC-102P160T4E00H4XGX7XXSXXXXAXBXXXXX	131F8214	Buy on EAN
VLT® HVAC Drive FC 102 250 KW / 350 HP, 380 - 480 VAC, No brake chopper, IP00 / Chassis, RFI class A1 (C2), No A Option, No B Option, Not coated PCB, Fuse FC-102P250T4E00H4XGX7XXSXXXXAXBXXXXX	131F8218	Buy on EAN
VLT® AQUA Drive FC 200 11 KW / 15 HP, 380 - 480 VAC, IP55 / Type 12, RFI Class A2 (C3), No brake chopper FC-202P11KT4E55H2XGXXXXXXXAXBXXXXX	131F3979	Buy on EAN

VLT® AutomationDrive FC 300 0.75 KW / 1.0 HP, 380 - 500 VAC, IP20 / Chassis, RFI Class A1/B (C1), Brake chopper Further options according to typecode	131B0537	Buy on EAN
VLT® AutomationDrive FC 300 0.37 KW / 0.50 HP, 380 - 500 VAC, IP20 / Chassis, RFI Class A1/B (C1), Brake chopper Further options according to typecode	131B0024	Buy on EAN
VLT® AutomationDrive FC 300 0.55 KW / 0.75 HP, 380 - 500 VAC, IP20 / Chassis, RFI Class A1/B (C1), No brake chopper Further options according to typecode	131B0027	Buy on EAN
VLT® AutomationDrive FC 300 0.37 KW / 0.50 HP, 380 - 500 VAC, IP20 / Chassis, RFI Class A1/B (C1), No brake chopper Further options according to typecode	131B0026	Buy on EAN
VLT® AutomationDrive FC 300 3.0 KW / 4.0 HP, 380 - 500 VAC, IP20 / Chassis, RFI Class A1/B (C1), Brake chopper Further options according to typecode	131B0021	Buy on EAN
VLT® AutomationDrive FC 300 2.2 KW / 3.0 HP, 380 - 500 VAC, IP20 / Chassis, RFI Class A1/B (C1), Brake chopper Further options according to typecode	131B0020	Buy on EAN
VLT® HVAC Drive FC 102 1.5 KW / 2.0 HP, 380 - 480 VAC, No brake chopper, IP66 / NEMA 4X, RFI Class A2 (C3), No A Option, No B Option, Not coated PCB, No Mains Option FC-102P1K5T4E66H2XGXXXXXXXAXBXXXXDX	131G0210	Buy on EAN
VLT® AutomationDrive FC 300 5.5 KW / 7.5 HP, 380 - 480 VAC, IP20 / Chassis, RFI Class A2 (C3), No brake chopper Further options according to typecode	131B1003	Buy on EAN
VLT® AutomationDrive FC 300 1.1 KW / 1.5 HP, 380 - 500 VAC, IP20 / Chassis, RFI Class A1/B (C1), No brake chopper Further options according to typecode	131B0029	Buy on EAN
VLT® AutomationDrive FC 300 0.75 KW / 1.0 HP, 380 - 500 VAC, IP20 / Chassis, RFI Class A1/B (C1), No brake chopper Further options according to typecode	131B0028	Buy on EAN
VLT® AutomationDrive FC 300 7.5 KW / 10 HP, 380 - 500 VAC, IP20 / Chassis, RFI Class A1/B (C1), Brake chopper Further options according to typecode	131B0539	Buy on EAN
VLT® AutomationDrive FC 300 2.2 KW / 3.0 HP, 380 - 500 VAC, IP20 / Chassis, RFI Class A1/B (C1), Brake chopper Further options according to typecode	131B0538	Buy on EAN
VLT® HVAC Drive FC 102 315 KW / 450 HP, 380 - 480 VAC, No brake chopper, IP20 / Chassis, RFI Class A2 (C3), Modbus TCP MCA 122, No B Option, Coated PCB, No Mains Option FC-102N315T4E20H2XGCXXXXXXXAQBXXXXXDX	134H6549	Buy on EAN
VLT® HVAC Drive FC 102 200 KW / 300 HP, 380 - 480 VAC, No brake chopper, IP20 / Chassis, RFI Class A2 (C3), Modbus TCP MCA 122, No B Option, Coated PCB, No Mains Option FC-102N200T4E20H2XGCXXXXXXXAQBXXXXXDX	134H6548	Buy on EAN
VLT® AQUA Drive FC 200 30 KW / 40 HP, 380 - 480 VAC, IP20 / Chassis, RFI Class A2 (C3), No brake chopper FC-202P30KT4E20H2XGXXXXXXXAXBYCXXXXDX	131G1032	Buy on EAN
VLT® AutomationDrive FC 300 3.0 KW / 4.0 HP, 380 - 480 VAC, IP20 / Chassis, RFI Class A1/B (C1), No brake chopper Further options according to typecode	131B1440	Buy on EAN

VLT® AutomationDrive FC 300 11 KW / 15 HP, 380 - 500 VAC, IP20 / Chassis, RFI Class A2 (C3), No brake chopper Further options according to typecode	131F8139	Buy on EAN
VLT® HVAC Drive FC 102 5.5 KW / 7.5 HP, 380 - 480 VAC, No brake chopper, IP20 / Chassis, RFI Class A1/B (C1), LonWorks MCA 108, No B Option, Coated PCB, No Mains Option FC-102P5K5T4E20H1XGCXXXSXXXAGBXCXXXXDX	131U7073	Buy on EAN
VLT® HVAC Drive FC 102 250 KW / 350 HP, 380 - 480 VAC, No brake chopper, IP21 / Type 1, RFI class A1 (C2), No A Option, No B Option, Not coated PCB, Fuse FC-102P250T4E21H4XGX7XXSXXXAXBXCXXXXDX	131F8135	Buy on EAN
VLT® HVAC Drive FC 102 2.2 KW / 3.0 HP, 380 - 480 VAC, No brake chopper, IP20 / Chassis, RFI Class A2 (C3), LonWorks MCA 108, No B Option, Not coated PCB, No Mains Option FC-102P2K2T4E20H2XGXXXSXXXAGBXCXXXXDX	131F8055	Buy on EAN
VLT® HVAC Drive FC 102 3.0 KW / 4.0 HP, 380 - 480 VAC, No brake chopper, IP66 / NEMA 4X, RFI Class A1/B (C1), LonWorks MCA 108, No B Option, Coated PCB, No Mains Option FC-102P3K0T4E66H1XNCXXXSXXXAGBXCXXXXDX	134N8105	Buy on EAN
VLT® HVAC Drive FC 102 2.2 KW / 3.0 HP, 380 - 480 VAC, No brake chopper, IP66 / NEMA 4X, RFI Class A1/B (C1), LonWorks MCA 108, No B Option, Coated PCB, No Mains Option FC-102P2K2T4E66H1XNCXXXSXXXAGBXCXXXXDX	134N8104	Buy on EAN
VLT® HVAC Drive FC 102 7.5 KW / 10 HP, 380 - 480 VAC, No brake chopper, IP66 / NEMA 4X, RFI Class A1/B (C1), LonWorks MCA 108, No B Option, Coated PCB, No Mains Option FC-102P7K5T4E66H1XNCXXXSXXXAGBXCXXXXDX	134N8107	Buy on EAN
VLT® HVAC Drive FC 102 5.5 KW / 7.5 HP, 380 - 480 VAC, No brake chopper, IP66 / NEMA 4X, RFI Class A1/B (C1), LonWorks MCA 108, No B Option, Coated PCB, No Mains Option FC-102P5K5T4E66H1XNCXXXSXXXAGBXCXXXXDX	134N8106	Buy on EAN
VLT® AQUA Drive FC 200 15 KW / 20 HP, 200 - 240 VAC, IP20 / Chassis, RFI Class A2 (C3), No brake chopper FC-202P15KT2E20H2XGXXXSXXXAXBXCXXXXDX	131H4017	Buy on EAN
VLT® HVAC Drive FC 102 1.5 KW / 2.0 HP, 380 - 480 VAC, No brake chopper, IP66 / NEMA 4X, RFI Class A1/B (C1), LonWorks MCA 108, No B Option, Coated PCB, No Mains Option FC-102P1K5T4E66H1XNCXXXSXXXAGBXCXXXXDX	134N8103	Buy on EAN
VLT® HVAC Drive FC 102 1.1 KW / 1.5 HP, 380 - 480 VAC, No brake chopper, IP66 / NEMA 4X, RFI Class A1/B (C1), LonWorks MCA 108, No B Option, Coated PCB, No Mains Option FC-102P1K1T4E66H1XNCXXXSXXXAGBXCXXXXDX	134N8102	Buy on EAN
VLT® AQUA Drive FC 200 15 KW / 20 HP, 380 - 480 VAC, IP55 / Type 12, RFI Class A1/B (C1), No brake chopper FC-202P15KT4E55H1XGX1XXSXXXAXBXCXXXXDX	131F1422	Buy on EAN
VLT® HVAC Drive FC 102 1.1 KW / 1.5 HP, 380 - 480 VAC, Safe Stop, IP20 / Chassis, RFI Class A1/B (C1), PROFIBUS DP MCA 101, MCB-112 PTC Therm. Card, Not coated PCB, No Mains Option FC-102P1K1T4E20H1TXXXXSXXXXA0B2CXXXXDX	134G8215	Buy on EAN

VLT® AutomationDrive FC 300 4.0 KW / 5.5 HP, 380 - 500 VAC, IP20 / Chassis, RFI Class A1/B (C1), Brake chopper Further options according to typecode	131B4703	Buy on EAN
VLT® AutomationDrive FC 300 15 KW / 20 HP, 380 - 500 VAC, IP20 / Chassis, RFI Class A1/B (C1), Brake chopper Further options according to typecode	131F8422	Buy on EAN
VLT® HVAC Drive FC 102 5.5 KW / 7.5 HP, 380 - 480 VAC, No brake chopper, IP66 / NEMA 4X, RFI Class A1/B (C1), No A Option, No B Option, Coated PCB, No Mains Option FC-102P5K5T4E66H1XGCSXXXSXXXAXBXCXXXDX	131F0684	Buy on EAN
VLT® HVAC Drive FC 102 1.1 KW / 1.5 HP, 380 - 480 VAC, No brake chopper, IP55 / Type12 Backplate, RFI Class A1/B (C1), No A Option, No B Option, Not coated PCB, No Mains Option FC-102P1K1T4P55H1XGXXXXSXXXAXBXCXXXDX	131B5656	Buy on EAN
VLT® HVAC Drive FC 102 22 KW / 30 HP, 380 - 480 VAC, Safe Stop, IP66 / NEMA 4X, RFI Class A1/B (C1), PROFIBUS DP MCA 101, No B Option, Not coated PCB, No Mains Option FC-102P22KT4E66H1TGXXXXSXXXXA0BXCXXXDX	134F7481	Buy on EAN
VLT® AutomationDrive FC 300 4.0 KW / 5.5 HP, 380 - 480 VAC, IP66 / NEMA 4X, RFI Class A1/B (C1), No brake chopper Further options according to typecode	131B4529	Buy on EAN
VLT® AQUA Drive FC 200 400 KW / 550 HP, 525 - 690 VAC *, IP54 / Type 12, RFI Class A2 (C3), No brake chopper FC-202N400T7E54H2XGCSXXXSXXXAXBXCXXXDX	134G6277	Buy on EAN
VLT® HVAC Drive FC 102 11 KW / 15 HP, 380 - 480 VAC, Safe Stop, IP20 / Chassis, RFI Class A2 (C3), PROFIBUS DP MCA 101, No B Option, Not coated PCB, No Mains Option FC-102P11KT4E20H2TGXXXXSXXXXA0BXCXXXDX	131X2937	Buy on EAN
VLT® AQUA Drive FC 200 4.0 KW / 5.5 HP, 380 - 480 VAC, IP20 / Chassis, RFI Class A2 (C3), No brake chopper FC-202P4K0T4E20H2XNXXXXSXXXXA0BXCXXXDX	131G1321	Buy on EAN
VLT® HVAC Drive FC 102 15 KW / 20 HP, 380 - 480 VAC, Safe Stop, IP20 / Chassis, RFI Class A2 (C3), PROFIBUS DP MCA 101, No B Option, Not coated PCB, No Mains Option FC-102P15KT4E20H2TGXXXXSXXXXA0BXCXXXDX	131X2935	Buy on EAN
VLT® AQUA Drive FC 200 4.0 KW / 5.5 HP, 380 - 480 VAC, IP20 / Chassis, RFI Class A2 (C3), No brake chopper FC-202P4K0T4E20H2XNXXXXSXXXXA4BXCXXXDX	131G1324	Buy on EAN
VLT® HVAC Drive FC 102 7.5 KW / 10 HP, 380 - 480 VAC, Safe Stop, IP20 / Chassis, RFI Class A2 (C3), PROFIBUS DP MCA 101, No B Option, Not coated PCB, No Mains Option FC-102P7K5T4E20H2TGXXXXSXXXXA0BXCXXXDX	131X2932	Buy on EAN
VLT® AutomationDrive FC 300 0.75 KW / 1.0 HP, 380 - 500 VAC, IP66 / NEMA 4X, RFI Class A1/B (C1), No brake chopper Further options according to typecode	131B6414	Buy on EAN
VLT® AQUA Drive FC 200 4.0 KW / 5.5 HP, 380 - 480 VAC, IP20 / Chassis, RFI Class A2 (C3), No brake chopper FC-202P4K0T4E20H2XGXXXXSXXXXA4BXCXXXDX	131G1327	Buy on EAN
VLT® AutomationDrive FC 300 1.1 KW / 1.5 HP, 380 - 500 VAC, IP20 / Chassis, RFI Class A2 (C3), No brake chopper Further options according to typecode	131B0847	Buy on EAN

VLT® AutomationDrive FC 300 11 KW / 15 HP, 380 - 480 VAC, IP20 / Chassis, RFI Class A1/B (C1), Brake chopper Further options according to typecode	131F8331	Buy on EAN
VLT® AutomationDrive FC 300 11 KW / 15 HP, 380 - 500 VAC, IP20 / Chassis, RFI Class A2 (C3), No brake chopper Further options according to typecode	131F8842	Buy on EAN
VLT® AutomationDrive FC 300 3.0 KW / 4.0 HP, 380 - 480 VAC, IP20 / Chassis, RFI Class A2 (C3), No brake chopper Further options according to typecode	131B3383	Buy on EAN
VLT® AutomationDrive FC 300 15 KW / 20 HP, 380 - 480 VAC, IP20 / Chassis, RFI Class A1/B (C1), Brake chopper Further options according to typecode	131F8332	Buy on EAN
VLT® AutomationDrive FC 300 1.5 KW / 2.0 HP, 380 - 480 VAC, IP20 / Chassis, RFI Class A1/B (C1), No brake chopper Further options according to typecode	131B1296	Buy on EAN
VLT® HVAC Drive FC 102 250 KW / 350 HP, 380 - 480 VAC, No brake chopper, IP54 / Type 12, RFI Class A2 (C3), PROFIBUS DP MCA 101, No B Option, Not coated PCB, No Mains Option FC-102P250T4E54H2XGXXXXSXXXXA0BXCXXXXXDX	131G6849	Buy on EAN
VLT® AutomationDrive FC 300 1.5 KW / 2.0 HP, 380 - 500 VAC, IP20 / Chassis, RFI Class A1/B (C1), No brake chopper Further options according to typecode	131F0063	Buy on EAN
VLT® HVAC Drive FC 102 11 KW / 15 HP, 380 - 480 VAC, No brake chopper, IP20 / Chassis, RFI Class A2 (C3), No A Option, No B Option, Not coated PCB, No Mains Option FC-102P11KT4E20H2XGXXXXSXXXXAXBXCXXXXD0	131B9720	Buy on EAN
VLT® AutomationDrive FC 300 1.5 KW / 2.0 HP, 380 - 500 VAC, IP55 / Type 12, RFI Class A1/B (C1), Brake chopper Further options according to typecode	131B3360	Buy on EAN
VLT® HVAC Drive FC 102 355 KW / 500 HP, 380 - 480 VAC, No brake chopper, IP54 / Type 12, LHD - AAF006 filter + A2 RFI, No A Option, No B Option, Coated PCB, Mains Disconnect + Fuse FC-102P355T4E54N2XGC3XXSXXXXAXBXCXXXXXDX	134F4041	Buy on EAN
VLT® AQUA Drive FC 200 7.5 KW / 10 HP, 200 - 240 VAC, IP20 / Chassis, RFI Class A2 (C3), No brake chopper FC-202P7K5T2E20H2XGCXXSXXXXA0BXCXXXXXDX	131L2555	Buy on EAN
VLT® AQUA Drive FC 200 2.2 KW / 3.0 HP, 200 - 240 VAC, IP20 / Chassis, RFI Class A2 (C3), No brake chopper FC-202P2K2T2E20H2XGCXXSXXXXA0BXCXXXXXDX	131L2551	Buy on EAN
VLT® HVAC Drive FC 102 75 KW / 100 HP, 380 - 480 VAC, Safe Stop, IP20 / Chassis, RFI Class A2 (C3), No A Option, MCB-105 Relay Card, Not coated PCB, No Mains Option FC-102P75KT4E20H2TGXXXXSXXXXAXBPCXXXXXDX	134H3932	Buy on EAN
VLT® HVAC Drive FC 102 200 KW / 300 HP, 380 - 480 VAC, Safe Stop, IP20 / Chassis, RFI Class A2 (C3), No A Option, MCB-105 Relay Card, Coated PCB, No Mains Option FC-102N200T4E20H2TGCXXSXXXXAXBPCXXXXXDX	134H3931	Buy on EAN
VLT® HVAC Drive FC 102 11 KW / 15 HP, 380 - 480 VAC, Safe Stop, IP55 / Type 12, RFI Class A2 (C3), No A Option, No B Option, Not coated PCB, No Mains Option FC-102P11KT4E55H2TGXXXXSXXXXAXBXCXXXXXDX	131N2297	Buy on EAN

VLT® AQUA Drive FC 200 37 KW / 50 HP, 380 - 480 VAC, IP55 / Type12 Backplate, RFI Class A2 (C3), Safe Stop FC-202P37KT4P55H2TGXXXXSXXXXAXBXCXXXXDX	134H6653	Buy on EAN
VLT® HVAC Drive FC 102 3.0 KW / 4.0 HP, 380 - 480 VAC, No brake chopper, IP55 / Type 12, RFI Class A1/B (cable len)(C1), No A Option, No B Option, Not coated PCB, No Mains Option FC-102P3K0T4E55H3XNXXXXSXXXXAXBXCXXXXDX	131B7652	Buy on EAN
VLT® AutomationDrive FC 300 18.5 KW / 25 HP, 380 - 480 VAC, IP55 / Type 12, RFI Class A1/B (C1), Brake chopper Further options according to typecode	131B1519	Buy on EAN
VLT® HVAC Drive FC 102 45 KW / 60 HP, 380 - 480 VAC, No brake chopper, IP55 / Type 12, RFI Class A1/B (cable len)(C1), No A Option, No B Option, Not coated PCB, No Mains Option FC-102P45KT4E55H3XNXXXXSXXXXAXBXCXXXXDX	131B7650	Buy on EAN
VLT® AQUA Drive FC 200 11 KW / 15 HP, 200 - 240 VAC, IP20 / Chassis, RFI Class A2 (C3), No brake chopper FC-202P11KT2E20H2XGXXXXSXXXXAXBXCXXXXDX	131H2531	Buy on EAN
VLT® AQUA Drive FC 200 7.5 KW / 10 HP, 380 - 480 VAC, IP20 / Chassis, RFI Class A2 (C3), Safe Stop FC-202P7K5T4E20H2TGXXXXSXXXXAXBXCXXXXDX	131F9629	Buy on EAN
VLT® AutomationDrive FC 300 1.5 KW / 2.0 HP, 380 - 480 VAC, IP20 / Chassis, RFI Class A2 (C3), No brake chopper Further options according to typecode	131B2408	Buy on EAN
VLT® AutomationDrive FC 300 5.5 KW / 7.5 HP, 200 - 240 VAC, IP20 / Chassis, RFI Class A1/B (C1), Brake chopper Further options according to typecode	134N3830	Buy on EAN
VLT® AQUA Drive FC 200 5.5 KW / 7.5 HP, 380 - 480 VAC, IP20 / Chassis, RFI Class A2 (C3), No brake chopper FC-202P5K5T4E20H2XXXXXSXXXXA0BXCXXXXDX	131H3021	Buy on EAN
VLT® AQUA Drive FC 200 5.5 KW / 7.5 HP, 200 - 240 VAC, IP21 / Type 1, RFI Class A2 (C3), No brake chopper FC-202P5K5S2E21H2XGXXXXSXXXXAXBXCXXXXDX	131H8048	Buy on EAN
VLT® HVAC Drive FC 102 3.0 KW / 4.0 HP, 380 - 480 VAC, Safe Stop, IP20 / Chassis, RFI Class A1/B (C1), No A Option, No B Option, Not coated PCB, No Mains Option FC-102P3K0T4E20H1TGXXXXSXXXXAXBXCXXXXDX	131B9854	Buy on EAN
VLT® HVAC Drive FC 102 2.2 KW / 3.0 HP, 380 - 480 VAC, Safe Stop, IP20 / Chassis, RFI Class A1/B (C1), No A Option, No B Option, Not coated PCB, No Mains Option FC-102P2K2T4E20H1TGXXXXSXXXXAXBXCXXXXDX	131B9851	Buy on EAN
VLT® AutomationDrive FC 300 15 KW / 20 HP, 380 - 500 VAC, IP20 / Chassis, RFI Class A2 (C3), Brake chopper Further options according to typecode	131H3205	Buy on EAN
VLT® HVAC Drive FC 102 5.5 KW / 7.5 HP, 525 - 690 VAC *, Brake chopper + Safe stop, IP20 / Chassis, Marine, ruggedised RFI A2 (C3), No A Option, No B Option, Coated PCB, No Mains Option FC-102P5K5T7E20H5UGCXXXXSXXXXAXBXCXXXXDX	134L8420	Buy on EAN
VLT® AQUA Drive FC 200 30 KW / 40 HP, 380 - 480 VAC, IP21 / Type 1, RFI Class A2 (C3), No brake chopper FC-202P30KT4E21H2XGXXXXSXXXXAXBXCXXXXDX	131B9034	Buy on EAN

VLT® HVAC Drive FC 102 7.5 KW / 10 HP, 525 - 690 VAC *, Brake chopper + Safe stop, IP20 / Chassis, Marine, ruggedised RFI A2 (C3), No A Option, No B Option, Coated PCB, No Mains Option FC-102P7K5T7E20H5UGCXXXSXXXAXBXCXXXDX	134L8422	Buy on EAN
VLT® AQUA Drive FC 200 30 KW / 40 HP, 380 - 480 VAC, IP21 / Type 1, RFI Class A2 (C3), No brake chopper FC-202P30KT4E21H2XGCXXXSXXXAXBXCXXXDX	131B9036	Buy on EAN
VLT® AutomationDrive FC 300 4.0 KW / 5.5 HP, 380 - 500 VAC, IP66 / NEMA 4X, RFI Class A1/B (C1), No brake chopper Further options according to typecode	131B6358	Buy on EAN
VLT® AutomationDrive FC 300 7.5 KW / 10 HP, 380 - 500 VAC, IP66 / NEMA 4X, RFI Class A2 (C3), No brake chopper Further options according to typecode	131B7736	Buy on EAN
VLT® AQUA Drive FC 200 3.0 KW / 4.0 HP, 380 - 480 VAC, IP20 / Chassis, RFI Class A1/B (C1), No brake chopper FC-202P3K0T4E20H1XXXXXSXXXAXBXCXXXDX	131F7868	Buy on EAN
VLT® AQUA Drive FC 200 30 KW / 40 HP, 380 - 480 VAC, IP55 / Type 12, RFI Class A1/B (C1), No brake chopper FC-202P30KT4E55H1XGXXXSXXXAXBXCXXXDX	131B9038	Buy on EAN
VLT® AQUA Drive FC 200 22 KW / 30 HP, 380 - 480 VAC, IP20 / Chassis, RFI Class A2 (C3), No brake chopper FC-202P22KT4E20H2XXXXXSXXXA0BXCXXXDX	131G2107	Buy on EAN
VLT® HVAC Drive FC 102 4.0 KW / 5.5 HP, 380 - 480 VAC, No brake chopper, IP20 / Chassis, RFI Class A2 (C3), PROFIBUS DP MCA 101, No B Option, Not coated PCB, No Mains Option FC-102P4K0T4E20H2XGXXXSXXXA0BXCXXXDX	131F6460	Buy on EAN
VLT® AutomationDrive FC 300 30 KW / 40 HP, 380 - 500 VAC, IP21 / Type 1, RFI Class A2 (C3), No brake chopper Further options according to typecode	131G2103	Buy on EAN
VLT® AQUA Drive FC 200 55 KW / 75 HP, 380 - 480 VAC, IP55 / Type 12, RFI Class A2 (C3), No brake chopper FC-202P55KT4E55H2XGXXXSXXXANBXCXXXDX	131U9404	Buy on EAN
VLT® AQUA Drive FC 200 7.5 KW / 10 HP, 200 - 240 VAC, IP20 / Chassis, RFI Class A2 (C3), No brake chopper FC-202P7K5T2E20H2XXXXXSXXXAXBXCXXXDX	131F8467	Buy on EAN
VLT® AutomationDrive FC 300 11 KW / 15 HP, 380 - 500 VAC, IP21 / Type 1, RFI Class A1/B (C1), Brake chopper Further options according to typecode	131F7190	Buy on EAN
VLT® HVAC Drive FC 102 450 KW / 600 HP, 380 - 480 VAC, Safe Stop, IP54 / Type 12, RFI Class A2 (C3), PROFIBUS DP MCA 101, No B Option, Coated PCB, Mains Disconnect + Fuse FC-102P450T4E54H2TGC3XXSXXXA0BXCXXXDX	131L5931	Buy on EAN
VLT® AutomationDrive FC 300 5.5 KW / 7.5 HP, 380 - 500 VAC, IP20 / Chassis, RFI Class A2 (C3), No brake chopper Further options according to typecode	131G7641	Buy on EAN
VLT® AQUA Drive FC 200 18.5 KW / 25 HP, 380 - 480 VAC, IP20 / Chassis, RFI Class A1/B (C1), Brake chopper + Safe stop FC-202P18KT4E20H1UGCXXXSXXXAXBXCXXXDX	131H3113	Buy on EAN

VLT® AQUA Drive FC 200 11 KW / 15 HP, 380 - 480 VAC, IP20 / Chassis, RFI Class A1/B (C1), No brake chopper FC-202P11KT4E20H1XGXXXXXXXA0BXCXXXXD0	131F7310	Buy on EAN
VLT® AutomationDrive FC 300 5.5 KW / 7.5 HP, 380 - 500 VAC, IP20 / Chassis, RFI Class A1/B (C1), No brake chopper Further options according to typecode	131B3162	Buy on EAN
VLT® AQUA Drive FC 200 110 KW / 150 HP, 380 - 480 VAC, IP00 / Chassis, RFI Class A2 (C3), No brake chopper FC-202P110T4E00H2XGXXXXXXXA0BYCXXXXDX	131U6825	Buy on EAN
VLT® AQUA Drive FC 200 1.5 KW / 2.0 HP, 380 - 480 VAC, IP20 / Chassis, RFI Class A1/B (C1), No brake chopper FC-202P1K5T4E20H1XGXXXXXXXAXBXXXXDX	131B8290	Buy on EAN
VLT® HVAC Drive FC 102 7.5 KW / 10 HP, 200 - 240 VAC, No brake chopper, IP55 / Type 12, RFI Class A2 (C3), No A Option, No B Option, Coated PCB, No Mains Option FC-102P7K5T2E55H2XNCXXXXXXXAXBXXXXDX	131X1360	Buy on EAN
VLT® AutomationDrive FC 300 7.5 KW / 10 HP, 380 - 480 VAC, IP55 / Type 12, RFI Class A1/B (C1), Brake chopper Further options according to typecode	131B2387	Buy on EAN
VLT® AQUA Drive FC 200 11 KW / 15 HP, 380 - 480 VAC, IP21 / Type 1, RFI Class A1/B (C1), No brake chopper FC-202P11KT4E21H1XGXXXXXXXAXBXXXXDX	131B8980	Buy on EAN
VLT® HVAC Drive FC 102 315 KW / 450 HP, 380 - 480 VAC, No brake chopper, IP54 / Type 12, RFI class A1 (C2), PROFIBUS DP MCA 101, No B Option, Coated PCB, No Mains Option FC-102P315T4E54H4XGCXXXXXXXA0BXCXXXXDX	131F9880	Buy on EAN
VLT® AQUA Drive FC 200 1.5 KW / 2.0 HP, 380 - 480 VAC, IP20 / Chassis, RFI Class A1/B (C1), No brake chopper FC-202P1K5T4E20H1XGXXXXXXXA0BXCXXXXDX	131B8456	Buy on EAN
VLT® HVAC Drive FC 102 7.5 KW / 10 HP, 380 - 480 VAC, No brake chopper, IP55 / Type 12, RFI Class A2 (C3), PROFIBUS DP MCA 101, No B Option, Not coated PCB, No Mains Option FC-102P7K5T4E55H2XGXXXXXXXA0BXCXXXXDX	131L2604	Buy on EAN
VLT® AQUA Drive FC 200 5.5 KW / 7.5 HP, 380 - 480 VAC, IP20 / Chassis, RFI Class A2 (C3), No brake chopper FC-202P5K5T4E20H2XGCXXXXXXXA0BXCXXXXDX	131H6012	Buy on EAN
VLT® AutomationDrive FC 300 0.75 KW / 1.0 HP, 380 - 500 VAC, IP20 / Chassis, RFI Class A2 (C3), No brake chopper Further options according to typecode	131B2416	Buy on EAN
VLT® AQUA Drive FC 200 11 KW / 15 HP, 380 - 480 VAC, IP20 / Chassis, RFI Class A2 (C3), No brake chopper FC-202P11KT4E20H2XXXXXXXA0BXCXXXXDX	131H3683	Buy on EAN
VLT® AutomationDrive FC 300 1.1 KW / 1.5 HP, 380 - 500 VAC, IP55 / Type 12, RFI Class A1/B (C1), No brake chopper Further options according to typecode	131B2414	Buy on EAN
VLT® HVAC Drive FC 102 315 KW / 450 HP, 380 - 480 VAC, No brake chopper, IP21 / Type 1, RFI Class A2 (C3), No A Option, No B Option, Coated PCB, No Mains Option FC-102N315T4E21H2XGCXXXXXXXAXBXXXXDX	134F4267	Buy on EAN

VLT® HVAC Drive FC 102 250 KW / 350 HP, 380 - 480 VAC, No brake chopper, IP20 / Chassis, RFI class A1 (C2), No A Option, No B Option, Coated PCB, No Mains Option FC-102N250T4E20H4XGCXXXSXXXXAXBXXXXDX	134F4260	Buy on EAN
VLT® HVAC Drive FC 102 30 KW / 40 HP, 380 - 480 VAC, No brake chopper, IP20 / Chassis, RFI Class A2 (C3), PROFIBUS DP MCA 101, No B Option, Not coated PCB, No Mains Option FC-102P30KT4E20H2XGXXXXSXXXXA0BXXXXDX	131G0858	Buy on EAN
VLT® AutomationDrive FC 300 1.1 KW / 1.5 HP, 380 - 500 VAC, IP20 / Chassis, RFI Class A1/B (C1), No brake chopper Further options according to typecode	131B2147	Buy on EAN
VLT® AQUA Drive FC 200 18.5 KW / 25 HP, 380 - 480 VAC, IP20 / Chassis, RFI Class A2 (C3), No brake chopper FC-202P18KT4E20H2XGCXXXSXXXXA0BXXXXDX	131H6014	Buy on EAN
VLT® HVAC Drive FC 102 37 KW / 50 HP, 380 - 480 VAC, No brake chopper, IP20 / Chassis, RFI Class A2 (C3), LonWorks MCA 108, No B Option, Not coated PCB, No Mains Option FC-102P37KT4E20H2XNXXXXSXXXXAGBXXXXDX	131G7096	Buy on EAN
VLT® AutomationDrive FC 300 4.0 KW / 5.5 HP, 380 - 500 VAC, IP20 / Chassis, RFI Class A1/B (C1), Brake chopper Further options according to typecode	131B0799	Buy on EAN
VLT® HVAC Drive FC 102 2.2 KW / 3.0 HP, 200 - 240 VAC, No brake chopper, IP55 / Type 12, RFI Class A1/B (cable len)(C1), No A Option, No B Option, Not coated PCB, No Mains Option FC-102P2K2T2E55H3XGXXXXSXXXXAXBXXXXDX	131B6735	Buy on EAN
VLT® AutomationDrive FC 300 55 KW / 75 HP, 380 - 500 VAC, IP21 / Type 1, RFI Class A2 (C3), Brake chopper Further options according to typecode	131B8856	Buy on EAN
VLT® AutomationDrive FC 300 5.5 KW / 7.5 HP, 380 - 500 VAC, IP20 / Chassis, RFI Class A2 (C3), Brake chopper Further options according to typecode	131B0798	Buy on EAN
VLT® AQUA Drive FC 200 30 KW / 40 HP, 380 - 480 VAC, IP20 / Chassis, RFI Class A1/B (C1), No brake chopper FC-202P30KT4E20H1XGXXXXSXXXXALBXXXXDX	131X1568	Buy on EAN
VLT® AutomationDrive FC 300 132 KW / 200 HP, 380 - 500 VAC, IP54 / Type 12, RFI Class A2 (C3), No brake chopper Further options according to typecode	131G2498	Buy on EAN
VLT® HVAC Drive FC 102 22 KW / 30 HP, 380 - 480 VAC, No brake chopper, IP55 / Type12 Backplate, RFI Class A1/B (C1), No A Option, No B Option, Not coated PCB, No Mains Option FC-102P22KT4P55H1XGXXXXSXXXXAXBXXXXDX	131B5665	Buy on EAN
VLT® AQUA Drive FC 200 0.75 KW / 1.0 HP, 380 - 480 VAC, IP20 / Chassis, RFI Class A1/B (C1), No brake chopper FC-202PK75T4E20H1XGXXXXSXXXXALBXXXXDX	131X1561	Buy on EAN
VLT® AutomationDrive FC 300 18.5 KW / 25 HP, 200 - 240 VAC, IP20 / Chassis, RFI Class A2 (C3), Brake chopper Further options according to typecode	131H5353	Buy on EAN
VLT® AQUA Drive FC 200 3.0 KW / 4.0 HP, 380 - 480 VAC, IP20 / Chassis, RFI Class A1/B (C1), No brake chopper FC-202P3K0T4E20H1XGXXXXSXXXXALBXXXXDX	131X1563	Buy on EAN

VLT® AQUA Drive FC 200 2.2 KW / 3.0 HP, 380 - 480 VAC, IP20 / Chassis, RFI Class A1/B (C1), No brake chopper FC-202P2K2T4E20H1XGXXXXXXXALBXCXXXXDX	131X1562	Buy on EAN
VLT® AQUA Drive FC 200 7.5 KW / 10 HP, 380 - 480 VAC, IP20 / Chassis, RFI Class A1/B (C1), No brake chopper FC-202P7K5T4E20H1XGXXXXXXXALBXCXXXXDX	131X1565	Buy on EAN
VLT® AQUA Drive FC 200 4.0 KW / 5.5 HP, 380 - 480 VAC, IP20 / Chassis, RFI Class A1/B (C1), No brake chopper FC-202P4K0T4E20H1XGXXXXXXXALBXCXXXXDX	131X1564	Buy on EAN
VLT® AQUA Drive FC 200 18.5 KW / 25 HP, 380 - 480 VAC, IP20 / Chassis, RFI Class A1/B (C1), No brake chopper FC-202P18KT4E20H1XGXXXXXXXALBXCXXXXDX	131X1567	Buy on EAN
VLT® AQUA Drive FC 200 11 KW / 15 HP, 380 - 480 VAC, IP20 / Chassis, RFI Class A1/B (C1), No brake chopper FC-202P11KT4E20H1XGXXXXXXXALBXCXXXXDX	131X1566	Buy on EAN
VLT® AQUA Drive FC 200 0.37 KW / 0.50 HP, 380 - 480 VAC, IP20 / Chassis, RFI Class A2 (C3), No brake chopper FC-202PK37T4E20H2XGXXXXXXXA0BXCXXXXD0	131X4519	Buy on EAN
VLT® HVAC Drive FC 102 1.1 KW / 1.5 HP, 200 - 240 VAC, No brake chopper, IP20 / Chassis, RFI Class A2 (C3), No A Option, No B Option, Not coated PCB, No Mains Option FC-102P1K1T2E20H2XGXXXXXXXAXBXCXXXXDX	131B3458	Buy on EAN
VLT® AQUA Drive FC 200 3.7 KW / 5.0 HP, 200 - 240 VAC, IP20 / Chassis, RFI Class A2 (C3), No brake chopper FC-202P3K7T2E20H2XGXXXXXXXAXBXCXXXXDX	131B9210	Buy on EAN
VLT® AutomationDrive FC 300 7.5 KW / 10 HP, 380 - 500 VAC, IP20 / Chassis, RFI Class A1/B (C1), No brake chopper Further options according to typecode	131H1837	Buy on EAN
VLT® AutomationDrive FC 300 30 KW / 40 HP, 380 - 500 VAC, IP20 / Chassis, RFI Class A2 (C3), Brake chopper Further options according to typecode	131G0267	Buy on EAN
VLT® AutomationDrive FC 300 0.75 KW / 1.0 HP, 380 - 500 VAC, IP55 / Type 12, RFI Class A1/B (C1), No brake chopper Further options according to typecode	131B2967	Buy on EAN
VLT® HVAC Drive FC 102 90 KW / 125 HP, 380 - 480 VAC, Safe Stop, IP20 / Chassis, RFI Class A2 (C3), PROFIBUS DP MCA 101, No B Option, Not coated PCB, No Mains Option FC-102P90KT4E20H2TGXXXXXXXA0BXCXXXXDX	131U4454	Buy on EAN
VLT® AutomationDrive FC 300 18.5 KW / 25 HP, 200 - 240 VAC, IP21 / Type 1, RFI Class A2 (C3), Brake chopper Further options according to typecode	131B8969	Buy on EAN
VLT® HVAC Drive FC 102 200 KW / 300 HP, 380 - 480 VAC, No brake chopper, IP54 / Type 12, RFI Class A2 (C3), No A Option, No B Option, Coated PCB, Fuse FC-102P200T4E54H2XGC7XSXXXXAXBXCXXXXDX	131G8279	Buy on EAN
VLT® AutomationDrive FC 300 1.1 KW / 1.5 HP, 380 - 500 VAC, IP20 / Chassis, RFI Class A2 (C3), No brake chopper Further options according to typecode	131B0579	Buy on EAN
VLT® AutomationDrive FC 300 3.7 KW / 5.0 HP, 200 - 240 VAC, IP20 / Chassis, RFI Class A2 (C3), No brake chopper Further options according to typecode	131B1192	Buy on EAN

VLT® AutomationDrive FC 300 11 KW / 15 HP, 200 - 240 VAC, IP20 / Chassis, RFI Class A1/B (C1), No brake chopper Further options according to typecode	131X4426	Buy on EAN
VLT® HVAC Drive FC 102 250 KW / 350 HP, 380 - 480 VAC, No brake chopper, IP00 / Chassis, RFI Class A2 (C3), No A Option, No B Option, Coated PCB, No Mains Option FC-102P250T4E00H2XGCXXXSXXXXAXBXXXXX	131L1634	Buy on EAN
VLT® AutomationDrive FC 300 5.5 KW / 7.5 HP, 380 - 500 VAC, IP20 / Chassis, RFI Class A2 (C3), No brake chopper Further options according to typecode	131B2568	Buy on EAN
VLT® AutomationDrive FC 300 0.37 KW / 0.50 HP, 200 - 240 VAC, IP20 / Chassis, RFI Class A1/B (C1), No brake chopper Further options according to typecode	131B0630	Buy on EAN
VLT® HVAC Drive FC 102 55 KW / 75 HP, 380 - 480 VAC, No brake chopper, IP20 / Chassis, RFI Class A2 (C3), PROFIBUS DP MCA 101, No B Option, Not coated PCB, No Mains Option FC-102P55KT4E20H2XGXXXXSXXXXA0BXXXXX	131H6226	Buy on EAN
VLT® AutomationDrive FC 300 0.75 KW / 1.0 HP, 380 - 480 VAC, IP20 / Chassis A1 Frame, RFI Class A2 (C3), Brake chopper Further options according to typecode	131B2363	Buy on EAN
VLT® HVAC Drive FC 102 450 KW / 600 HP, 380 - 480 VAC, Safe Stop, IP54 / Type 12, RFI class A1 (C2), No A Option, No B Option, Coated PCB, No Mains Option FC-102P450T4E54H4TGCXXXSXXXXAXBXXXXX	131H0105	Buy on EAN
VLT® AQUA Drive FC 200 0.37 KW / 0.50 HP, 380 - 480 VAC, IP20 / Chassis, RFI Class A1/B (C1), No brake chopper FC-202PK37T4E20H1XXXXXSXXXXA0BXXXXX	131H0634	Buy on EAN
VLT® AQUA Drive FC 200 22 KW / 30 HP, 380 - 480 VAC, IP20 / Chassis, RFI Class A2 (C3), No brake chopper FC-202P22KT4E20H2XGXXXXSXXXXALBXXXXX	131Z5574	Buy on EAN
VLT® AutomationDrive FC 300 132 KW / 200 HP, 380 - 500 VAC, IP54 / Type 12, RFI Class A2 (C3), No brake chopper Further options according to typecode	131B6848	Buy on EAN
VLT® AutomationDrive FC 300 132 KW / 200 HP, 380 - 500 VAC, IP21 / Type 1, RFI Class A2 (C3), No brake chopper Further options according to typecode	131B6846	Buy on EAN
VLT® AutomationDrive FC 300 1.5 KW / 2.0 HP, 380 - 500 VAC, IP20 / Chassis, RFI Class A1/B (C1), No brake chopper Further options according to typecode	131B0330	Buy on EAN
VLT® AutomationDrive FC 300 132 KW / 200 HP, 380 - 500 VAC, IP00 / Chassis, RFI Class A2 (C3), No brake chopper Further options according to typecode	131B6842	Buy on EAN
VLT® HVAC Drive FC 102 15 KW / 20 HP, 200 - 240 VAC, No brake chopper, IP20 / Chassis, RFI Class A1/B (C1), No A Option, No B Option, Not coated PCB, No Mains Option FC-102P15KT2E20H1XGXXXXSXXXXAXBXXXXX	131H5222	Buy on EAN
VLT® HVAC Drive FC 102 37 KW / 50 HP, 380 - 480 VAC, No brake chopper, IP20 / Chassis, RFI Class A2 (C3), LonWorks MCA 108, No B Option, Coated PCB, No Mains Option FC-102P37KT4E20H2XNCXXXSXXXXAGBXXXXX	134G4230	Buy on EAN

VLT® AutomationDrive FC 300 110 KW / 150 HP, 380 - 500 VAC, IP54 / Type 12, RFI Class A2 (C3), Brake chopper Further options according to typecode	131F8869	Buy on EAN
VLT® AQUA Drive FC 200 3.0 KW / 4.0 HP, 380 - 480 VAC, IP20 / Chassis, RFI Class A2 (C3), No brake chopper FC-202P3K0T4E20H2XGXXXXSXXXXA0BXCXXXXDX	131H3012	Buy on EAN
VLT® HVAC Drive FC 102 132 KW / 200 HP, 380 - 480 VAC, Safe Stop, IP54 / Type 12, RFI class A1 (C2), No A Option, No B Option, Coated PCB, Fuse FC-102P132T4E54H4TGC7XXSXXXXAXBXCXXXXDX	131Z0234	Buy on EAN
VLT® AQUA Drive FC 200 250 KW / 350 HP, 380 - 480 VAC, IP54 / Type 12, RFI class A1 (C2), Brake chopper + Safe stop FC-202P250T4E54H4UGC7XXSXXXXAXBXCXXXXDX	131Z0232	Buy on EAN
VLT® AQUA Drive FC 200 7.5 KW / 10 HP, 380 - 480 VAC, IP20 / Chassis, RFI Class A2 (C3), No brake chopper FC-202P7K5T4E20H2XNXXXXSXXXXAXBXCXXXXDX	131F1524	Buy on EAN
VLT® AQUA Drive FC 200 5.5 KW / 7.5 HP, 380 - 480 VAC, IP20 / Chassis, RFI Class A2 (C3), No brake chopper FC-202P5K5T4E20H2XNXXXXSXXXXAXBXCXXXXDX	131F1523	Buy on EAN
VLT® AQUA Drive FC 200 4.0 KW / 5.5 HP, 380 - 480 VAC, IP20 / Chassis, RFI Class A2 (C3), No brake chopper FC-202P4K0T4E20H2XNXXXXSXXXXAXBXCXXXXDX	131F1522	Buy on EAN
VLT® AQUA Drive FC 200 3.0 KW / 4.0 HP, 380 - 480 VAC, IP20 / Chassis, RFI Class A2 (C3), No brake chopper FC-202P3K0T4E20H2XNXXXXSXXXXAXBXCXXXXDX	131F1521	Buy on EAN
VLT® AQUA Drive FC 200 2.2 KW / 3.0 HP, 380 - 480 VAC, IP20 / Chassis, RFI Class A2 (C3), No brake chopper FC-202P2K2T4E20H2XNXXXXSXXXXAXBXCXXXXDX	131F1520	Buy on EAN
VLT® AQUA Drive FC 200 30 KW / 40 HP, 380 - 480 VAC, IP55 / Type 12, RFI Class A1/B (C1), No brake chopper FC-202P30KT4E55H1XGCXXXSXXXXA0BYCXXXXDX	134U5867	Buy on EAN
VLT® AutomationDrive FC 300 7.5 KW / 10 HP, 200 - 240 VAC, IP20 / Chassis, RFI Class A2 (C3), Brake chopper Further options according to typecode	134U5647	Buy on EAN
VLT® AutomationDrive FC 300 15 KW / 20 HP, 380 - 480 VAC, IP55 / Type 12, RFI Class A1/B (C1), No brake chopper Further options according to typecode	131B5267	Buy on EAN
VLT® AutomationDrive FC 300 4.0 KW / 5.5 HP, 380 - 500 VAC, IP20 / Chassis, RFI Class A1/B (C1), No brake chopper Further options according to typecode	131B0532	Buy on EAN
VLT® AQUA Drive FC 200 45 KW / 60 HP, 380 - 480 VAC, IP55 / Type 12, RFI Class A2 (C3), No brake chopper FC-202P45KT4E55H2XGX1XXSXXXXAXBXCXXXXDX	131H0830	Buy on EAN
VLT® HVAC Drive FC 102 55 KW / 75 HP, 380 - 480 VAC, No brake chopper, IP55 / Type 12, RFI Class A2 (C3), PROFIBUS DP MCA 101, No B Option, Not coated PCB, No Mains Option FC-102P55KT4E55H2XGXXXXSXXXXA0BXCXXXXDX	131H0832	Buy on EAN

VLT® HVAC Drive FC 102 5.5 KW / 7.5 HP, 380 - 480 VAC, No brake chopper, IP55 / Type 12, RFI Class A1/B (cable len)(C1), No A Option, No B Option, Not coated PCB, No Mains Option FC-102P5K5T4E55H3XGXXXXSXXXXAXBXXXXDX	131B5488	Buy on EAN
VLT® HVAC Drive FC 102 7.5 KW / 10 HP, 380 - 480 VAC, No brake chopper, IP55 / Type 12, RFI Class A1/B (cable len)(C1), No A Option, No B Option, Not coated PCB, No Mains Option FC-102P7K5T4E55H3XGXXXXSXXXXAXBXXXXDX	131B5489	Buy on EAN
VLT® HVAC Drive FC 102 15 KW / 20 HP, 380 - 480 VAC, No brake chopper, IP55 / Type 12, RFI Class A1/B (cable len)(C1), No A Option, No B Option, Not coated PCB, No Mains Option FC-102P15KT4E55H3XGXXXXSXXXXAXBXXXXDX	131B5480	Buy on EAN
VLT® HVAC Drive FC 102 18.5 KW / 25 HP, 380 - 480 VAC, No brake chopper, IP55 / Type 12, RFI Class A1/B (cable len)(C1), No A Option, No B Option, Not coated PCB, No Mains Option FC-102P18KT4E55H3XGXXXXSXXXXAXBXXXXDX	131B5481	Buy on EAN
VLT® HVAC Drive FC 102 22 KW / 30 HP, 380 - 480 VAC, No brake chopper, IP55 / Type 12, RFI Class A1/B (cable len)(C1), No A Option, No B Option, Not coated PCB, No Mains Option FC-102P22KT4E55H3XGXXXXSXXXXAXBXXXXDX	131B5482	Buy on EAN
VLT® AutomationDrive FC 300 1.1 KW / 1.5 HP, 380 - 480 VAC, IP55 / Type 12, RFI Class A2 (C3), No brake chopper Further options according to typecode	131B1927	Buy on EAN
VLT® AQUA Drive FC 200 15 KW / 20 HP, 380 - 480 VAC, IP66 / NEMA 4X, RFI Class A1/B (C1), No brake chopper FC-202P15KT4E66H1XGXXXXSXXXXAXBXXXXDX	131F9323	Buy on EAN
VLT® AQUA Drive FC 200 30 KW / 40 HP, 380 - 480 VAC, IP66 / NEMA 4X, RFI Class A1/B (C1), No brake chopper FC-202P30KT4E66H1XGXXXXSXXXXAXBXXXXDX	131F9324	Buy on EAN
VLT® HVAC Drive FC 102 3.0 KW / 4.0 HP, 200 - 240 VAC, No brake chopper, IP66 / NEMA 4X, RFI Class A2 (C3), No A Option, No B Option, Not coated PCB, No Mains Option FC-102P3K0T2E66H2XGXXXXSXXXXAXBXXXXDX	131L1097	Buy on EAN
VLT® HVAC Drive FC 102 1.1 KW / 1.5 HP, 200 - 240 VAC, No brake chopper, IP66 / NEMA 4X, RFI Class A2 (C3), No A Option, No B Option, Not coated PCB, No Mains Option FC-102P1K1T2E66H2XGXXXXSXXXXAXBXXXXDX	131L1096	Buy on EAN
VLT® AQUA Drive FC 200 11 KW / 15 HP, 380 - 480 VAC, IP20 / Chassis, RFI Class A1/B (C1), No brake chopper FC-202P11KT4E20H1XGXXXXSXXXXAXBXXXXDX	131L1090	Buy on EAN
VLT® AQUA Drive FC 200 5.5 KW / 7.5 HP, 380 - 480 VAC, IP20 / Chassis, RFI Class A1/B (C1), No brake chopper FC-202P5K5T4E20H1XGXXXXSXXXXAXBXXXXDX	131F3968	Buy on EAN
VLT® AQUA Drive FC 200 37 KW / 50 HP, 380 - 480 VAC, IP20 / Chassis, RFI Class A2 (C3), No brake chopper FC-202P37KT4E20H2XGXXXXSXXXXA0BYCXXXXDX	131G1625	Buy on EAN

VLT® AQUA Drive FC 200 37 KW / 50 HP, 380 - 480 VAC, IP20 / Chassis, RFI Class A2 (C3), No brake chopper FC-202P37KT4E20H2XGXXXXXAXBYCXXXXDX	131G1624	Buy on EAN
VLT® AQUA Drive FC 200 7.5 KW / 10 HP, 380 - 480 VAC, IP20 / Chassis, RFI Class A1/B (C1), No brake chopper FC-202P7K5T4E20H1XGCXXXXXAXBXCXXXXDX	131F3900	Buy on EAN
VLT® AutomationDrive FC 300 3.0 KW / 4.0 HP, 380 - 500 VAC, IP20 / Chassis, RFI Class A1/B (C1), No brake chopper Further options according to typecode	131B0032	Buy on EAN
VLT® AutomationDrive FC 300 1.5 KW / 2.0 HP, 380 - 500 VAC, IP20 / Chassis, RFI Class A1/B (C1), No brake chopper Further options according to typecode	131B0030	Buy on EAN
VLT® AutomationDrive FC 300 2.2 KW / 3.0 HP, 380 - 500 VAC, IP20 / Chassis, RFI Class A1/B (C1), No brake chopper Further options according to typecode	131B0031	Buy on EAN
VLT® AutomationDrive FC 300 1.1 KW / 1.5 HP, 380 - 500 VAC, IP20 / Chassis, RFI Class A1/B (C1), No brake chopper Further options according to typecode	131B0036	Buy on EAN
VLT® HVAC Drive FC 102 11 KW / 15 HP, 380 - 480 VAC, No brake chopper, IP21 / Type 1, RFI Class A2 (C3), No A Option, No B Option, Not coated PCB, No Mains Option FC-102P11KT4E21H2XXXXXAXBXCXXXXDX	131B5004	Buy on EAN
VLT® HVAC Drive FC 102 30 KW / 40 HP, 380 - 480 VAC, Safe Stop, IP20 / Chassis, RFI Class A1/B (C1), No A Option, No B Option, Not coated PCB, No Mains Option FC-102P30KT4E20H1TGXXXXXAXBXCXXXXDX	131H2986	Buy on EAN
VLT® AutomationDrive FC 300 3.0 KW / 4.0 HP, 380 - 500 VAC, IP20 / Chassis, RFI Class A1/B (C1), No brake chopper Further options according to typecode	131B0526	Buy on EAN
VLT® AutomationDrive FC 300 3.0 KW / 4.0 HP, 380 - 500 VAC, IP20 / Chassis, RFI Class A1/B (C1), No brake chopper Further options according to typecode	131B0527	Buy on EAN
VLT® AutomationDrive FC 300 1.5 KW / 2.0 HP, 380 - 500 VAC, IP20 / Chassis, RFI Class A1/B (C1), No brake chopper Further options according to typecode	131B0520	Buy on EAN
VLT® HVAC Drive FC 102 90 KW / 125 HP, 380 - 480 VAC, Safe Stop, IP20 / Chassis, RFI Class A2 (C3), No A Option, No B Option, Not coated PCB, No Mains Option FC-102P90KT4E20H2TGXXXXXAXBXCXXXXDX	131L0945	Buy on EAN
VLT® AutomationDrive FC 300 2.2 KW / 3.0 HP, 380 - 500 VAC, IP20 / Chassis, RFI Class A1/B (C1), No brake chopper Further options according to typecode	131B0522	Buy on EAN
VLT® AutomationDrive FC 300 1.5 KW / 2.0 HP, 380 - 500 VAC, IP20 / Chassis, RFI Class A1/B (C1), Brake chopper Further options according to typecode	131B1035	Buy on EAN
VLT® AutomationDrive FC 300 15 KW / 20 HP, 380 - 480 VAC, IP21 / Type 1, RFI Class A2 (C3), No brake chopper Further options according to typecode	131B3672	Buy on EAN
VLT® AutomationDrive FC 300 7.5 KW / 10 HP, 380 - 500 VAC, IP20 / Chassis, RFI Class A2 (C3), No brake chopper Further options according to typecode	131B1031	Buy on EAN

VLT® AutomationDrive FC 300 4.0 KW / 5.5 HP, 380 - 500 VAC, IP20 / Chassis, RFI Class A1/B (C1), No brake chopper Further options according to typecode	131B0529	Buy on EAN
VLT® HVAC Drive FC 102 4.0 KW / 5.5 HP, 380 - 480 VAC, Safe Stop, IP55 / Type 12, RFI Class A2 (C3), PROFIBUS DP MCA 101, No B Option, Not coated PCB, No Mains Option FC-102P4K0T4E55H2TGXXXXSXXXXA0BXCXXXXDX	131X9493	Buy on EAN
VLT® AQUA Drive FC 200 22 KW / 30 HP, 380 - 480 VAC, IP66 / NEMA 4X, RFI Class A1/B (C1), No brake chopper FC-202P22KT4E66H1XGXXXXSXXXXAXBXCXXXXDX	131F0853	Buy on EAN
VLT® AQUA Drive FC 200 22 KW / 30 HP, 380 - 480 VAC, IP20 / Chassis, RFI Class A2 (C3), Safe Stop FC-202P22KT4E20H2TGXXXXSXXXXA0BYCXXXXDX	131L0546	Buy on EAN
VLT® AQUA Drive FC 200 3.7 KW / 5.0 HP, 200 - 240 VAC, IP20 / Chassis, RFI Class A2 (C3), Safe Stop FC-202P3K7T2E20H2TXXXXSXXXXAXBXCXXXXDX	134N8118	Buy on EAN
VLT® AutomationDrive FC 300 15 KW / 20 HP, 380 - 480 VAC, IP55 / Type 12, RFI Class A2 (C3), No brake chopper Further options according to typecode	131B3958	Buy on EAN
VLT® AutomationDrive FC 300 18.5 KW / 25 HP, 200 - 240 VAC, IP20 / Chassis, RFI Class A2 (C3), No brake chopper Further options according to typecode	131F2985	Buy on EAN
VLT® AQUA Drive FC 200 1.5 KW / 2.0 HP, 200 - 240 VAC, IP20 / Chassis, RFI Class A2 (C3), Safe Stop FC-202P1K5T2E20H2TXXXXSXXXXAXBXCXXXXDX	134N8116	Buy on EAN
VLT® AQUA Drive FC 200 2.2 KW / 3.0 HP, 200 - 240 VAC, IP20 / Chassis, RFI Class A2 (C3), Safe Stop FC-202P2K2T2E20H2TXXXXSXXXXAXBXCXXXXDX	134N8117	Buy on EAN
VLT® AutomationDrive FC 300 1.5 KW / 2.0 HP, 380 - 500 VAC, IP20 / Chassis, RFI Class A1/B (C1), No brake chopper Further options according to typecode	131B4287	Buy on EAN
VLT® HVAC Drive FC 102 15 KW / 20 HP, 200 - 240 VAC, No brake chopper, IP21 / Type 1, RFI Class A2 (C3), No A Option, No B Option, Not coated PCB, No Mains Option FC-102P15KT2E21H2XGXXXXSXXXXAXBXCXXXXDX	131B8517	Buy on EAN
VLT® AQUA Drive FC 200 22 KW / 30 HP, 380 - 480 VAC, IP20 / Chassis, RFI Class A2 (C3), Safe Stop FC-202P22KT4E20H2TGXXXXSXXXXAXBXCXXXXDX	131H9291	Buy on EAN
VLT® AutomationDrive FC 300 11 KW / 15 HP, 380 - 500 VAC, IP20 / Chassis, RFI Class A1/B (C1), Brake chopper Further options according to typecode	131H1549	Buy on EAN
VLT® AutomationDrive FC 300 5.5 KW / 7.5 HP, 380 - 500 VAC, IP55 / Type12 Backplate, RFI Class A2 (C3), Brake chopper Further options according to typecode	131F0453	Buy on EAN
VLT® AutomationDrive FC 300 7.5 KW / 10 HP, 380 - 500 VAC, IP20 / Chassis, RFI Class A1/B (C1), No brake chopper Further options according to typecode	131B0458	Buy on EAN
VLT® AutomationDrive FC 300 0.37 KW / 0.50 HP, 380 - 500 VAC, IP20 / Chassis, RFI Class A1/B (C1), No brake chopper Further options according to typecode	131B0459	Buy on EAN

VLT® AutomationDrive FC 300 160 KW / 250 HP, 380 - 500 VAC, IP21 / Type 1, RFI Class A2 (C3), No brake chopper Further options according to typecode	131F1980	Buy on EAN
VLT® AutomationDrive FC 300 160 KW / 250 HP, 380 - 500 VAC, IP54 / Type 12, RFI class A1 (C2), No brake chopper Further options according to typecode	131F1983	Buy on EAN
VLT® HVAC Drive FC 102 315 KW / 450 HP, 380 - 480 VAC, Safe Stop, IP00 / Chassis, RFI class A1 (C2), No A Option, No B Option, Coated PCB, Fuse FC-102P315T4E00H4TGC7XXSXXXXAXBXCXXXXDX	131G1132	Buy on EAN
VLT® AutomationDrive FC 300 1.1 KW / 1.5 HP, 380 - 500 VAC, IP20 / Chassis, RFI Class A1/B (C1), No brake chopper Further options according to typecode	131B0452	Buy on EAN
VLT® HVAC Drive FC 102 1.5 KW / 2.0 HP, 380 - 480 VAC, No brake chopper, IP55 / Type 12, RFI Class A2 (C3), LonWorks MCA 108, No B Option, Not coated PCB, No Mains Option FC-102P1K5T4E55H2XGXXXXSXXXXAGBXCXXXXDX	131H9746	Buy on EAN
VLT® AutomationDrive FC 300 37 KW / 50 HP, 380 - 480 VAC, IP21 / Type 1, RFI Class A2 (C3), Brake chopper Further options according to typecode	131B6466	Buy on EAN
VLT® AQUA Drive FC 200 4.0 KW / 5.5 HP, 380 - 480 VAC, IP20 / Chassis, RFI Class A2 (C3), No brake chopper FC-202P4K0T4E20H2XXXXXSXXXXA4BXCXXXXDX	131G1317	Buy on EAN
VLT® AutomationDrive FC 300 5.5 KW / 7.5 HP, 380 - 500 VAC, IP20 / Chassis, RFI Class A1/B (C1), No brake chopper Further options according to typecode	131G6471	Buy on EAN
VLT® AutomationDrive FC 300 30 KW / 40 HP, 380 - 480 VAC, IP55 / Type 12, RFI Class A1/B (C1), Brake chopper Further options according to typecode	131B6460	Buy on EAN
VLT® AutomationDrive FC 300 2.2 KW / 3.0 HP, 380 - 500 VAC, IP20 / Chassis, RFI Class A2 (C3), Brake chopper Further options according to typecode	131B0856	Buy on EAN
VLT® AutomationDrive FC 300 1.5 KW / 2.0 HP, 380 - 500 VAC, IP20 / Chassis, RFI Class A2 (C3), Brake chopper Further options according to typecode	131B0850	Buy on EAN
VLT® AQUA Drive FC 200 2.2 KW / 3.0 HP, 380 - 480 VAC, IP20 / Chassis, RFI Class A2 (C3), No brake chopper FC-202P2K2T4E20H2XNXXXXSXXXXA4BXCXXXXDX	131G1271	Buy on EAN
VLT® HVAC Drive FC 102 132 KW / 200 HP, 380 - 480 VAC, No brake chopper, IP21 / Type 1, RFI Class A2 (C3), No A Option, MCB-101 General purp. I/O, Not coated PCB, No Mains Option FC-102P132T4E21H2XGXXXXSXXXXAXBKCXXXXDX	131F7586	Buy on EAN
VLT® HVAC Drive FC 102 250 KW / 350 HP, 380 - 480 VAC, No brake chopper, IP00 / Chassis, RFI class A1 (C2), No A Option, MCB-101 General purp. I/O, Not coated PCB, No Mains Option FC-102P250T4E00H4XGXXXXSXXXXAXBKCXXXXDX	131F7583	Buy on EAN

VLT® HVAC Drive FC 102 200 KW / 300 HP, 380 - 480 VAC, No brake chopper, IP00 / Chassis, RFI class A1 (C2), No A Option, MCB-101 General purp. I/O, Not coated PCB, No Mains Option FC-102P200T4E00H4XGXXXXSXXXXAXBKXXXXDX	131F7582	Buy on EAN
VLT® HVAC Drive FC 102 160 KW / 250 HP, 380 - 480 VAC, No brake chopper, IP00 / Chassis, RFI class A1 (C2), No A Option, MCB-101 General purp. I/O, Not coated PCB, No Mains Option FC-102P160T4E00H4XGXXXXSXXXXAXBKXXXXDX	131F7581	Buy on EAN
VLT® HVAC Drive FC 102 3.0 KW / 4.0 HP, 380 - 480 VAC, No brake chopper, IP20 / Chassis, RFI Class A2 (C3), LonWorks MCA 108, No B Option, Not coated PCB, No Mains Option FC-102P3K0T4E20H2XGXXXXSXXXXAGBXXXXDX	131F8056	Buy on EAN
VLT® HVAC Drive FC 102 4.0 KW / 5.5 HP, 380 - 480 VAC, No brake chopper, IP20 / Chassis, RFI Class A2 (C3), LonWorks MCA 108, No B Option, Not coated PCB, No Mains Option FC-102P4K0T4E20H2XGXXXXSXXXXAGBXXXXDX	131F8057	Buy on EAN
VLT® HVAC Drive FC 102 11 KW / 15 HP, 380 - 480 VAC, No brake chopper, IP20 / Chassis, RFI Class A2 (C3), LonWorks MCA 108, No B Option, Not coated PCB, No Mains Option FC-102P11KT4E20H2XGXXXXSXXXXAGBXXXXDX	131F8059	Buy on EAN
VLT® HVAC Drive FC 102 3.0 KW / 4.0 HP, 380 - 480 VAC, No brake chopper, IP55 / Type 12, RFI Class A2 (C3), No A Option, No B Option, Not coated PCB, No Mains Option FC-102P3K0T4E55H2XNXXXXSXXXXAXBKXXXXDX	131F0074	Buy on EAN
VLT® AQUA Drive FC 200 7.5 KW / 10 HP, 200 - 240 VAC, IP20 / Chassis, RFI Class A2 (C3), No brake chopper FC-202P7K5T2E20H2XGXXXXSXXXXA0BXXXXDX	131L4086	Buy on EAN
VLT® AQUA Drive FC 200 22 KW / 30 HP, 380 - 480 VAC, IP55 / Type 12, RFI Class A2 (C3), No brake chopper FC-202P22KT4E55H2XGDXXSXXXXAXBKXXXXDX	134N8592	Buy on EAN
VLT® HVAC Drive FC 102 90 KW / 125 HP, 380 - 480 VAC, No brake chopper, IP20 / Chassis, RFI Class A2 (C3), LonWorks MCA 108, No B Option, Coated PCB, No Mains Option FC-102P90KT4E20H2XGCXXXSXXXXAGBXXXXDX	134H5792	Buy on EAN
VLT® HVAC Drive FC 102 200 KW / 300 HP, 380 - 480 VAC, Safe Stop, IP20 / Chassis, RFI Class A2 (C3), No A Option, MCB-101 General purp. I/O, Coated PCB, No Mains Option FC-102N200T4E20H2TGCXXXSXXXXAXBKXXXXDX	134H7442	Buy on EAN
VLT® AutomationDrive FC 300 3.0 KW / 4.0 HP, 380 - 500 VAC, IP20 / Chassis, RFI Class A1/B (C1), No brake chopper Further options according to typecode	131G2022	Buy on EAN
VLT® AQUA Drive FC 200 11 KW / 15 HP, 380 - 480 VAC, IP20 / Chassis, RFI Class A2 (C3), No brake chopper FC-202P11KT4E20H2XNXXXXSXXXXAXBKXXXXDX	131F8582	Buy on EAN
VLT® AutomationDrive FC 300 132 KW / 200 HP, 380 - 500 VAC, IP21 / Type 1, RFI Class A2 (C3), Brake chopper Further options according to typecode	131U9560	Buy on EAN

VLT® AQUA Drive FC 200 22 KW / 30 HP, 380 - 480 VAC, IP20 / Chassis, RFI Class A2 (C3), No brake chopper FC-202P22KT4E20H2XGXXXXXXXA0BXCXXXXDX	131H4258	Buy on EAN
VLT® AQUA Drive FC 200 18.5 KW / 25 HP, 380 - 480 VAC, IP20 / Chassis, RFI Class A2 (C3), Safe Stop FC-202P18KT4E20H2TGXXXXXXXAXBXCXXXXDX	134F7405	Buy on EAN
VLT® HVAC Drive FC 102 55 KW / 75 HP, 380 - 480 VAC, No brake chopper, IP20 / Chassis, RFI Class A1/B (C1), No A Option, No B Option, Coated PCB, No Mains Option FC-102P55KT4E20H1XGCXXXXXXXAXBXCXXXXDX	131H9057	Buy on EAN
VLT® HVAC Drive FC 102 30 KW / 40 HP, 380 - 480 VAC, No brake chopper, IP20 / Chassis, RFI Class A1/B (C1), No A Option, No B Option, Coated PCB, No Mains Option FC-102P30KT4E20H1XGCXXXXXXXAXBXCXXXXDX	131H9056	Buy on EAN
VLT® HVAC Drive FC 102 5.5 KW / 7.5 HP, 380 - 480 VAC, No brake chopper, IP20 / Chassis, RFI Class A2 (C3), LonWorks MCA 108, No B Option, Not coated PCB, No Mains Option FC-102P5K5T4E20H2XNXXXXXXXAGBXCXXXXDX	131G7090	Buy on EAN
VLT® AutomationDrive FC 300 0.37 KW / 0.50 HP, 380 - 480 VAC, IP20 / Chassis, RFI Class A2 (C3), Brake chopper Further options according to typecode	131B0741	Buy on EAN
VLT® HVAC Drive FC 102 22 KW / 30 HP, 380 - 480 VAC, No brake chopper, IP20 / Chassis, RFI Class A2 (C3), LonWorks MCA 108, No B Option, Not coated PCB, No Mains Option FC-102P22KT4E20H2XNXXXXXXXAGBXCXXXXDX	131G7094	Buy on EAN
VLT® HVAC Drive FC 102 30 KW / 40 HP, 380 - 480 VAC, No brake chopper, IP20 / Chassis, RFI Class A2 (C3), LonWorks MCA 108, No B Option, Not coated PCB, No Mains Option FC-102P30KT4E20H2XNXXXXXXXAGBXCXXXXDX	131G7095	Buy on EAN
VLT® AQUA Drive FC 200 22 KW / 30 HP, 380 - 480 VAC, IP21 / Type 1, RFI Class A1/B (C1), No brake chopper FC-202P22KT4E21H1XGXXXXXXXAXBXCXXXXDX	131B9022	Buy on EAN
VLT® AQUA Drive FC 200 0.55 KW / 0.75 HP, 380 - 480 VAC, IP20 / Chassis, RFI Class A1/B (C1), No brake chopper FC-202PK55T4E20H1XXXXXXXAXBXCXXXXDX	131F7850	Buy on EAN
VLT® AQUA Drive FC 200 22 KW / 30 HP, 380 - 480 VAC, IP55 / Type 12, RFI Class A1/B (C1), No brake chopper FC-202P22KT4E55H1XGXXXXXXXAXBXCXXXXDX	131B9025	Buy on EAN
VLT® HVAC Drive FC 102 1.5 KW / 2.0 HP, 525 - 690 VAC *, Brake chopper + Safe stop, IP20 / Chassis, Marine, ruggedised RFI A2 (C3), No A Option, No B Option, Coated PCB, No Mains Option FC-102P1K5T7E20H5UGCXXXXXXXAXBXCXXXXDX	134L8415	Buy on EAN
VLT® HVAC Drive FC 102 1.1 KW / 1.5 HP, 525 - 690 VAC *, Brake chopper + Safe stop, IP20 / Chassis, Marine, ruggedised RFI A2 (C3), No A Option, No B Option, Coated PCB, No Mains Option FC-102P1K1T7E20H5UGCXXXXXXXAXBXCXXXXDX	134L8414	Buy on EAN

VLT® HVAC Drive FC 102 3.0 KW / 4.0 HP, 525 - 690 VAC *, Brake chopper + Safe stop, IP20 / Chassis, Marine, ruggedised RFI A2 (C3), No A Option, No B Option, Coated PCB, No Mains Option FC-102P3K0T7E20H5UGCXXXSXXXXAXBXXXXDX	134L8417	Buy on EAN
VLT® HVAC Drive FC 102 2.2 KW / 3.0 HP, 525 - 690 VAC *, Brake chopper + Safe stop, IP20 / Chassis, Marine, ruggedised RFI A2 (C3), No A Option, No B Option, Coated PCB, No Mains Option FC-102P2K2T7E20H5UGCXXXSXXXXAXBXXXXDX	134L8416	Buy on EAN
VLT® HVAC Drive FC 102 22 KW / 30 HP, 380 - 480 VAC, Safe Stop, IP21 / Type 1, RFI Class A1/B (C1), PROFIBUS DP MCA 101, No B Option, Not coated PCB, No Mains Option FC-102P22KT4E21H1TGXXXXSXXXXA0BXXXXDX	131H3567	Buy on EAN
VLT® AQUA Drive FC 200 30 KW / 40 HP, 380 - 480 VAC, IP20 / Chassis, RFI Class A2 (C3), No brake chopper FC-202P30KT4E20H2XGXXXXSXXXXA0BXXXXDX	131H5713	Buy on EAN
VLT® HVAC Drive FC 102 22 KW / 30 HP, 380 - 480 VAC, No brake chopper, IP20 / Chassis, RFI Class A2 (C3), No A Option, MCB-101 General purp. I/O, Not coated PCB, No Mains Option FC-102P22KT4E20H2XGXXXXSXXXXAXBKXXXXDX	131H7078	Buy on EAN
VLT® HVAC Drive FC 102 37 KW / 50 HP, 380 - 480 VAC, No brake chopper, IP20 / Chassis, RFI Class A1/B (C1), LonWorks MCA 108, No B Option, Not coated PCB, No Mains Option FC-102P37KT4E20H1XGXXXXSXXXXAGBXXXXDX	131H4781	Buy on EAN
VLT® HVAC Drive FC 102 18.5 KW / 25 HP, 380 - 480 VAC, No brake chopper, IP55 / Type 12, RFI Class A1/B (C1), PROFIBUS DP MCA 101, No B Option, Not coated PCB, No Mains Option FC-102P18KT4E55H1XGXXXXSXXXXA0BXXXXDX	131B9568	Buy on EAN
VLT® AQUA Drive FC 200 11 KW / 15 HP, 380 - 480 VAC, IP66 / NEMA 4X, RFI Class A1/B (C1), No brake chopper FC-202P11KT4E66H1XGXXXXSXXXXAXBXXXXDX	131F7491	Buy on EAN
VLT® AutomationDrive FC 300 37 KW / 50 HP, 380 - 480 VAC, IP21 / Type 1, RFI Class A2 (C3), No brake chopper Further options according to typecode	131B6603	Buy on EAN
VLT® AutomationDrive FC 300 4.0 KW / 5.5 HP, 380 - 500 VAC, IP20 / Chassis, RFI Class A1/B (C1), No brake chopper Further options according to typecode	131B0530	Buy on EAN
VLT® AutomationDrive FC 300 1.1 KW / 1.5 HP, 380 - 500 VAC, IP20 / Chassis, RFI Class A2 (C3), No brake chopper Further options according to typecode	131B5566	Buy on EAN
VLT® HVAC Drive FC 102 37 KW / 50 HP, 380 - 480 VAC, Brake chopper + Safe stop, IP20 / Chassis, RFI Class A1/B (C1), No A Option, No B Option, Coated PCB, No Mains Option FC-102P37KT4E20H1UGCXXXSXXXXAXBXXXXDX	131H3169	Buy on EAN
VLT® HVAC Drive FC 102 90 KW / 125 HP, 380 - 480 VAC, Brake chopper + Safe stop, IP20 / Chassis, RFI Class A1/B (C1), No A Option, No B Option, Coated PCB, No Mains Option FC-102P90KT4E20H1UGCXXXSXXXXAXBXXXXDX	131H3167	Buy on EAN

VLT® AutomationDrive FC 300 15 KW / 20 HP, 380 - 500 VAC, IP21 / Type 1, RFI Class A1/B (C1), No brake chopper Further options according to typecode	131B3177	Buy on EAN
VLT® AutomationDrive FC 300 1.5 KW / 2.0 HP, 380 - 500 VAC, IP20 / Chassis, RFI Class A1/B (C1), Brake chopper Further options according to typecode	131B2338	Buy on EAN
VLT® HVAC Drive FC 102 55 KW / 75 HP, 380 - 480 VAC, Brake chopper + Safe stop, IP55 / Type 12, RFI Class A1/B (C1), No A Option, No B Option, Coated PCB, No Mains Option FC-102P55KT4E55H1UGCXXXSXXXAXBXCXXXDX	131H3163	Buy on EAN
VLT® HVAC Drive FC 102 30 KW / 40 HP, 380 - 480 VAC, Brake chopper + Safe stop, IP55 / Type 12, RFI Class A1/B (C1), No A Option, No B Option, Coated PCB, No Mains Option FC-102P30KT4E55H1UGCXXXSXXXAXBXCXXXDX	131H3162	Buy on EAN
VLT® HVAC Drive FC 102 2.2 KW / 3.0 HP, 380 - 480 VAC, Brake chopper + Safe stop, IP55 / Type 12, RFI Class A1/B (C1), No A Option, No B Option, Coated PCB, No Mains Option FC-102P2K2T4E55H1UGCXXXSXXXAXBXCXXXDX	131H3161	Buy on EAN
VLT® AQUA Drive FC 200 11 KW / 15 HP, 380 - 480 VAC, IP66 / NEMA 4X, RFI Class A2 (C3), No brake chopper FC-202P11KT4E66H2XGXXXSXXXA0BXCXXXDX	131H2565	Buy on EAN
VLT® HVAC Drive FC 102 110 KW / 150 HP, 380 - 480 VAC, No brake chopper, IP54 / Type 12, RFI class A1 (C2), PROFIBUS DP MCA 101, No B Option, Not coated PCB, Mains Disconnect + Fuse FC-102P110T4E54H4XGX3XXSXXXA0BXCXXXDX	131H2567	Buy on EAN
VLT® HVAC Drive FC 102 30 KW / 40 HP, 380 - 480 VAC, Brake chopper + Safe stop, IP55 / Type12 Backplate, RFI Class A1/B (C1), No A Option, No B Option, Coated PCB, Loadsharing FC-102P30KT4P55H1UGCDXXSXXXAXBXCXXXDX	131N0041	Buy on EAN
VLT® AQUA Drive FC 200 5.5 KW / 7.5 HP, 380 - 480 VAC, IP66 / NEMA 4X, RFI Class A2 (C3), No brake chopper FC-202P5K5T4E66H2XGXXXSXXXA0BXCXXXDX	131H2562	Buy on EAN
VLT® AQUA Drive FC 200 75 KW / 100 HP, 525 - 690 VAC *, IP54/Type 12 -D1 frame, RFI Class A2 (C3), No brake chopper FC-202N75KT7E5DH2XGCXXXSXXXAXBXCXXXDX	134L7714	Buy on EAN
VLT® HVAC Drive FC 102 160 KW / 250 HP, 380 - 480 VAC, No brake chopper, IP21 / Type 1, RFI class A1 (C2), No A Option, No B Option, Coated PCB, No Mains Option FC-102N160T4E21H4XGCXXXSXXXAXBXCXXXDX	134F4251	Buy on EAN
VLT® AutomationDrive FC 300 11 KW / 15 HP, 380 - 500 VAC, IP20 / Chassis, RFI Class A1/B (C1), Brake chopper Further options according to typecode	131F7924	Buy on EAN
VLT® HVAC Drive FC 102 200 KW / 300 HP, 380 - 480 VAC, No brake chopper, IP54 / Type 12, RFI class A1 (C2), No A Option, No B Option, Coated PCB, No Mains Option FC-102N200T4E54H4XGCXXXSXXXAXBXCXXXDX	134F4253	Buy on EAN
VLT® HVAC Drive FC 102 160 KW / 250 HP, 380 - 480 VAC, No brake chopper, IP54 / Type 12, RFI Class A2 (C3), No A Option, No B Option, Coated PCB, No Mains Option FC-102N160T4E54H2XGCXXXSXXXAXBXCXXXDX	134F4252	Buy on EAN

VLT® AutomationDrive FC 300 45 KW / 60 HP, 380 - 500 VAC, IP21 / Type 1, RFI Class A1/B (C1), Brake chopper Further options according to typecode	131B9112	Buy on EAN
VLT® HVAC Drive FC 102 200 KW / 300 HP, 380 - 480 VAC, No brake chopper, IP54 / Type 12, RFI Class A2 (C3), No A Option, No B Option, Coated PCB, No Mains Option FC-102N200T4E54H2XGCXXXSXXXAXBXXXXDX	134F4254	Buy on EAN
VLT® HVAC Drive FC 102 30 KW / 40 HP, 380 - 480 VAC, No brake chopper, IP20 / Chassis, RFI Class A2 (C3), PROFINET MCA 120, No B Option, Not coated PCB, No Mains Option FC-102P30KT4E20H2XGXXXXSXXXALBXXXXDX	134F1833	Buy on EAN
VLT® HVAC Drive FC 102 22 KW / 30 HP, 380 - 480 VAC, No brake chopper, IP20 / Chassis, RFI Class A2 (C3), PROFIBUS DP MCA 101, No B Option, Not coated PCB, No Mains Option FC-102P22KT4E20H2XGXXXXSXXXA0BXXXXDX	131G0841	Buy on EAN
VLT® HVAC Drive FC 102 3.0 KW / 4.0 HP, 380 - 480 VAC, No brake chopper, IP55 / Type 12, RFI Class A1/B (C1), No A Option, No B Option, Coated PCB, No Mains Option FC-102P3K0T4E55H1XGCXXXSXXXAXBXXXXDX	131B8499	Buy on EAN
VLT® HVAC Drive FC 102 5.5 KW / 7.5 HP, 380 - 480 VAC, No brake chopper, IP20 / Chassis, RFI Class A1/B (C1), LonWorks MCA 108, No B Option, Not coated PCB, No Mains Option FC-102P5K5T4E20H1XNXXXXSXXXAGBXXXXD0	134L1606	Buy on EAN
VLT® HVAC Drive FC 102 4.0 KW / 5.5 HP, 380 - 480 VAC, No brake chopper, IP20 / Chassis, RFI Class A1/B (C1), LonWorks MCA 108, No B Option, Not coated PCB, No Mains Option FC-102P4K0T4E20H1XNXXXXSXXXAGBXXXXD0	134L1605	Buy on EAN
VLT® AutomationDrive FC 300 55 KW / 75 HP, 380 - 480 VAC, IP21 / Type 1, RFI Class A2 (C3), No brake chopper Further options according to typecode	131B6110	Buy on EAN
VLT® AutomationDrive FC 300 1.5 KW / 2.0 HP, 380 - 500 VAC, IP20 / Chassis, RFI Class A1/B (C1), No brake chopper Further options according to typecode	131B7419	Buy on EAN
VLT® AutomationDrive FC 300 0.37 KW / 0.50 HP, 380 - 500 VAC, IP20 / Chassis, RFI Class A1/B (C1), No brake chopper Further options according to typecode	131B7418	Buy on EAN
VLT® AQUA Drive FC 200 110 KW / 150 HP, 380 - 480 VAC, IP00 / Chassis, RFI Class A2 (C3), No brake chopper FC-202P110T4E00H2XGXXXXSXXXAXBXXXXDX	131B8868	Buy on EAN
VLT® AQUA Drive FC 200 110 KW / 150 HP, 380 - 480 VAC, IP54 / Type 12, RFI Class A2 (C3), No brake chopper FC-202N110T4E54H2XGRXXXSXXXAXBXXXXDX	134G9478	Buy on EAN
VLT® HVAC Drive FC 102 18.5 KW / 25 HP, 200 - 240 VAC, No brake chopper, IP21 / Type 1, RFI Class A2 (C3), PROFIBUS DP MCA 101, No B Option, Not coated PCB, No Mains Option FC-102P18KT2E21H2XGXXXXSXXXA0BXXXXDX	134L6034	Buy on EAN

VLT® AQUA Drive FC 200 22 KW / 30 HP, 380 - 480 VAC, IP20 / Chassis, RFI Class A1/B (C1), No brake chopper FC-202P22KT4E20H1XGXXXXXXXALBXCXXXXX	131X1577	Buy on EAN
VLT® HVAC Drive FC 102 18.5 KW / 25 HP, 380 - 480 VAC, No brake chopper, IP66 / NEMA 4X, RFI Class A1/B (C1), No A Option, No B Option, Coated PCB, No Mains Option FC-102P18KT4E66H1XGCXXXXXXXAXBXCXXXXX	131B8642	Buy on EAN
VLT® AutomationDrive FC 300 200 KW / 300 HP, 380 - 500 VAC, IP54 / Type 12, RFI class A1 (C2), Brake chopper Further options according to typecode	131F2248	Buy on EAN
VLT® AutomationDrive FC 300 11 KW / 15 HP, 380 - 500 VAC, IP21 / Type 1, RFI Class A1/B (C1), Brake chopper Further options according to typecode	131B1557	Buy on EAN
VLT® AQUA Drive FC 200 0.75 KW / 1.0 HP, 380 - 480 VAC, IP20 / Chassis, RFI Class A1/B (C1), No brake chopper FC-202PK75T4E20H1XGXXXXXXXAXBXCXXXXX	131B8888	Buy on EAN
VLT® AQUA Drive FC 200 30 KW / 40 HP, 380 - 480 VAC, IP21 / Type 1, RFI Class A2 (C3), No brake chopper FC-202P30KT4E21H2XGXXXXXXXAXBXCXXXXX	131H2416	Buy on EAN
VLT® AutomationDrive FC 300 11 KW / 15 HP, 380 - 500 VAC, IP21 / Type 1, RFI Class A1/B (C1), Brake chopper Further options according to typecode	131B1551	Buy on EAN
VLT® AQUA Drive FC 200 4.0 KW / 5.5 HP, 380 - 480 VAC, IP20 / Chassis, RFI Class A1/B (C1), No brake chopper FC-202P4K0T4E20H1XGXXXXXXXA0BXCXXXXD0	131F6723	Buy on EAN
VLT® AQUA Drive FC 200 5.5 KW / 7.5 HP, 380 - 480 VAC, IP20 / Chassis, RFI Class A1/B (C1), No brake chopper FC-202P5K5T4E20H1XGXXXXXXXA0BXCXXXXD0	131F6725	Buy on EAN
VLT® AQUA Drive FC 200 7.5 KW / 10 HP, 380 - 480 VAC, IP20 / Chassis, RFI Class A1/B (C1), No brake chopper FC-202P7K5T4E20H1XGXXXXXXXA0BXCXXXXD0	131F6726	Buy on EAN
VLT® HVAC Drive FC 102 45 KW / 60 HP, 380 - 480 VAC, No brake chopper, IP55 / Type 12, RFI Class A2 (C3), No A Option, No B Option, Coated PCB, No Mains Option FC-102P45KT4E55H2XGCXXXXXXXAXBXCXXXXX	131B9203	Buy on EAN
VLT® AutomationDrive FC 300 0.55 KW / 0.75 HP, 380 - 500 VAC, IP20 / Chassis, RFI Class A1/B (C1), Brake chopper Further options according to typecode	131B0586	Buy on EAN
VLT® AQUA Drive FC 200 7.5 KW / 10 HP, 380 - 480 VAC, IP20 / Chassis, RFI Class A2 (C3), No brake chopper FC-202P7K5T4E20H2XXXXXXXA0BXCXXXXX	131F5628	Buy on EAN
VLT® AutomationDrive FC 300 18.5 KW / 25 HP, 380 - 500 VAC, IP21 / Type 1, RFI Class A1/B (C1), Brake chopper Further options according to typecode	131B1528	Buy on EAN
VLT® AutomationDrive FC 300 4.0 KW / 5.5 HP, 380 - 500 VAC, IP20 / Chassis, RFI Class A2 (C3), No brake chopper Further options according to typecode	131B0583	Buy on EAN
VLT® AQUA Drive FC 200 2.2 KW / 3.0 HP, 200 - 240 VAC, IP55 / Type 12, RFI Class A2 (C3), No brake chopper FC-202P2K2T2E55H2XGXXXXXXXAXBXCXXXXX	131B9186	Buy on EAN

VLT® HVAC Drive FC 102 1.1 KW / 1.5 HP, 380 - 480 VAC, No brake chopper, IP55 / Type 12, RFI Class A1/B (C1), No A Option, No B Option, Coated PCB, No Mains Option FC-102P1K1T4E55H1XNCXXXSXXXAXBXCXXXDX	131U4118	Buy on EAN
VLT® HVAC Drive FC 102 11 KW / 15 HP, 380 - 480 VAC, No brake chopper, IP20 / Chassis, RFI Class A2 (C3), No A Option, No B Option, Not coated PCB, No Mains Option FC-102P11KT4E20H2XNXXXSXXXAXBXCXXXDX	131F9187	Buy on EAN
VLT® HVAC Drive FC 102 3.7 KW / 5.0 HP, 200 - 240 VAC, Safe Stop, IP20 / Chassis, RFI Class A1/B (C1), PROFINET MCA 120, No B Option, Not coated PCB, No Mains Option FC-102P3K7T2E20H1TGXXXSXXXALBXCXXXDX	134N3330	Buy on EAN
VLT® AutomationDrive FC 300 5.5 KW / 7.5 HP, 380 - 500 VAC, IP20 / Chassis, RFI Class A1/B (C1), Brake chopper Further options according to typecode	131B0734	Buy on EAN
VLT® AQUA Drive FC 200 2.2 KW / 3.0 HP, 380 - 480 VAC, IP55 / Type 12, RFI Class A1/B (C1), Safe Stop FC-202P2K2T4E55H1TGCXXXSXXXA0BXCXXXDX	131G5939	Buy on EAN
VLT® AutomationDrive FC 300 3.0 KW / 4.0 HP, 200 - 240 VAC, IP20 / Chassis, RFI Class A2 (C3), No brake chopper Further options according to typecode	131B1159	Buy on EAN
VLT® HVAC Drive FC 102 4.0 KW / 5.5 HP, 380 - 480 VAC, Safe Stop, IP20 / Chassis, RFI Class A1/B (C1), No A Option, No B Option, Not coated PCB, No Mains Option FC-102P4K0T4E20H1TXXXXSXXXAXBXCXXXDX	131L9616	Buy on EAN
VLT® AutomationDrive FC 300 11 KW / 15 HP, 380 - 500 VAC, IP21 / Type 1, RFI Class A1/B (C1), No brake chopper Further options according to typecode	131B1152	Buy on EAN
VLT® AutomationDrive FC 300 15 KW / 20 HP, 380 - 500 VAC, IP21 / Type 1, RFI Class A2 (C3), No brake chopper Further options according to typecode	131B1153	Buy on EAN
VLT® AutomationDrive FC 300 1.5 KW / 2.0 HP, 380 - 500 VAC, IP20 / Chassis, RFI Class A2 (C3), No brake chopper Further options according to typecode	131B1150	Buy on EAN
VLT® AutomationDrive FC 300 11 KW / 15 HP, 380 - 500 VAC, IP21 / Type 1, RFI Class A2 (C3), No brake chopper Further options according to typecode	131B1151	Buy on EAN
VLT® AutomationDrive FC 300 18.5 KW / 25 HP, 380 - 500 VAC, IP21 / Type 1, RFI Class A2 (C3), No brake chopper Further options according to typecode	131B1154	Buy on EAN
VLT® AutomationDrive FC 300 15 KW / 20 HP, 380 - 500 VAC, IP21 / Type 1, RFI Class A1/B (C1), No brake chopper Further options according to typecode	131B1155	Buy on EAN
VLT® AutomationDrive FC 300 1.5 KW / 2.0 HP, 380 - 500 VAC, IP20 / Chassis, RFI Class A1/B (C1), No brake chopper Further options according to typecode	131B0107	Buy on EAN
VLT® HVAC Drive FC 102 11 KW / 15 HP, 200 - 240 VAC, No brake chopper, IP20 / Chassis, RFI Class A1/B (C1), LonWorks MCA 108, No B Option, Coated PCB, No Mains Option FC-102P11KT2E20H1XGCXXXSXXXAGBXCXXXDX	131U7209	Buy on EAN

VLT® AutomationDrive FC 300 11 KW / 15 HP, 380 - 500 VAC, IP21 / Type 1, RFI Class A1/B (C1), No brake chopper Further options according to typecode	131B1483	Buy on EAN
VLT® AutomationDrive FC 300 2.2 KW / 3.0 HP, 380 - 480 VAC, IP20 / Chassis, RFI Class A2 (C3), No brake chopper Further options according to typecode	131B2355	Buy on EAN
VLT® AutomationDrive FC 300 7.5 KW / 10 HP, 380 - 500 VAC, IP55 / Type 12, RFI Class A1/B (C1), No brake chopper Further options according to typecode	131B2354	Buy on EAN
VLT® AutomationDrive FC 300 5.5 KW / 7.5 HP, 380 - 500 VAC, IP55 / Type 12, RFI Class A1/B (C1), No brake chopper Further options according to typecode	131B2353	Buy on EAN
VLT® AutomationDrive FC 300 4.0 KW / 5.5 HP, 380 - 500 VAC, IP55 / Type 12, RFI Class A1/B (C1), No brake chopper Further options according to typecode	131B2352	Buy on EAN
VLT® AutomationDrive FC 300 160 KW / 250 HP, 380 - 500 VAC, IP21 / Type 1, RFI Class A2 (C3), No brake chopper Further options according to typecode	131B6855	Buy on EAN
VLT® HVAC Drive FC 102 200 KW / 300 HP, 380 - 480 VAC, No brake chopper, IP21 / Type 1, RFI Class A2 (C3), No A Option, MCB-101 General purp. I/O, Not coated PCB, No Mains Option FC-102P200T4E21H2XGXXXXSXXXXAXBKXXXXDX	131F7589	Buy on EAN
VLT® AutomationDrive FC 300 0.75 KW / 1.0 HP, 380 - 480 VAC, IP20 / Chassis, RFI Class A2 (C3), No brake chopper Further options according to typecode	131B2821	Buy on EAN
VLT® AutomationDrive FC 300 5.5 KW / 7.5 HP, 380 - 480 VAC, IP20 / Chassis, RFI Class A2 (C3), No brake chopper Further options according to typecode	131B2826	Buy on EAN
VLT® AutomationDrive FC 300 5.5 KW / 7.5 HP, 380 - 500 VAC, IP20 / Chassis, RFI Class A1/B (C1), No brake chopper Further options according to typecode	131H1956	Buy on EAN
VLT® AutomationDrive FC 300 11 KW / 15 HP, 380 - 480 VAC, IP20 / Chassis, RFI Class A1/B (C1), No brake chopper Further options according to typecode	131H1399	Buy on EAN
VLT® AQUA Drive FC 200 18.5 KW / 25 HP, 380 - 480 VAC, IP20 / Chassis, RFI Class A1/B (cable len)(C1), No brake chopper FC-202P18KT4E20H3XGXXXXSXXXXAXBKXXXXDX	131F8876	Buy on EAN
VLT® HVAC Drive FC 102 132 KW / 200 HP, 380 - 480 VAC, No brake chopper, IP54 / Type 12, RFI Class A2 (C3), No A Option, No B Option, Coated PCB, Fuse FC-102P132T4E54H2XGC7XXSXXXXAXBKXXXXDX	131G1837	Buy on EAN
VLT® HVAC Drive FC 102 90 KW / 125 HP, 380 - 480 VAC, No brake chopper, IP20 / Chassis, RFI Class A2 (C3), No A Option, No B Option, Coated PCB, No Mains Option FC-102P90KT4E20H2XGCXXXXSXXXXAXBKXXXXDX	131H3268	Buy on EAN
VLT® HVAC Drive FC 102 315 KW / 450 HP, 380 - 480 VAC, Safe Stop, IP20 / Chassis, RFI Class A2 (C3), No A Option, MCB-105 Relay Card, Coated PCB, No Mains Option FC-102N315T4E20H2TGCXXXXSXXXXAXBPCXXXXDX	134H7848	Buy on EAN

VLT® HVAC Drive FC 102 160 KW / 250 HP, 380 - 480 VAC, No brake chopper, IP21 / Type 1, RFI Class A2 (C3), No A Option, MCB-101 General purp. I/O, Not coated PCB, No Mains Option FC-102P160T4E21H2XGXXXXSXXXXAXBKXXXXDX	131F7588	Buy on EAN
VLT® AQUA Drive FC 200 15 KW / 20 HP, 380 - 480 VAC, IP20 / Chassis, RFI Class A1/B (cable len)(C1), No brake chopper FC-202P15KT4E20H3XGXXXXSXXXXA0BXCXXXXDX	131F9052	Buy on EAN
VLT® AutomationDrive FC 300 15 KW / 20 HP, 380 - 500 VAC, IP21 / Type 1, RFI Class A2 (C3), Brake chopper Further options according to typecode	131B1731	Buy on EAN
VLT® AutomationDrive FC 300 3.0 KW / 4.0 HP, 380 - 480 VAC, IP66 / NEMA 4X, RFI Class A1/B (C1), No brake chopper Further options according to typecode	131B5237	Buy on EAN
VLT® AutomationDrive FC 300 4.0 KW / 5.5 HP, 380 - 500 VAC, IP20 / Chassis, RFI Class A2 (C3), No brake chopper Further options according to typecode	131H2394	Buy on EAN
VLT® AutomationDrive FC 300 15 KW / 20 HP, 380 - 480 VAC, IP20 / Chassis, RFI Class A1/B (C1), No brake chopper Further options according to typecode	131H0805	Buy on EAN
VLT® AutomationDrive FC 300 1.5 KW / 2.0 HP, 380 - 480 VAC, IP20 / Chassis, RFI Class A2 (C3), No brake chopper Further options according to typecode	131B0749	Buy on EAN
VLT® AutomationDrive FC 300 11 KW / 15 HP, 380 - 480 VAC, IP55 / Type 12, RFI Class A1/B (C1), No brake chopper Further options according to typecode	131B5258	Buy on EAN
VLT® AutomationDrive FC 300 1.1 KW / 1.5 HP, 200 - 240 VAC, IP20 / Chassis, RFI Class A1/B (C1), No brake chopper Further options according to typecode	131B0199	Buy on EAN
VLT® AutomationDrive FC 300 0.75 KW / 1.0 HP, 200 - 240 VAC, IP20 / Chassis, RFI Class A1/B (C1), No brake chopper Further options according to typecode	131B0198	Buy on EAN
VLT® HVAC Drive FC 102 55 KW / 75 HP, 380 - 480 VAC, No brake chopper, IP20 / Chassis, RFI Class A2 (C3), No A Option, No B Option, Coated PCB, No Mains Option FC-102P55KT4E20H2XGCXXXXSXXXXAXBKXXXXDX	131G5245	Buy on EAN
VLT® AQUA Drive FC 200 1.5 KW / 2.0 HP, 380 - 480 VAC, IP20 / Chassis, RFI Class A2 (C3), No brake chopper FC-202P1K5T4E20H2XNXXXXSXXXXA4BXCXXXXDX	131G1233	Buy on EAN
VLT® AutomationDrive FC 300 7.5 KW / 10 HP, 380 - 500 VAC, IP20 / Chassis, RFI Class A2 (C3), Brake chopper Further options according to typecode	131B0091	Buy on EAN
VLT® AutomationDrive FC 300 0.55 KW / 0.75 HP, 200 - 240 VAC, IP20 / Chassis, RFI Class A1/B (C1), No brake chopper Further options according to typecode	131B0197	Buy on EAN
VLT® AutomationDrive FC 300 0.37 KW / 0.50 HP, 200 - 240 VAC, IP20 / Chassis, RFI Class A1/B (C1), No brake chopper Further options according to typecode	131B0196	Buy on EAN

VLT® HVAC Drive FC 102 710 KW / 1000 HP, 525 - 690 VAC *, No brake chopper, IP21 / Type 1, RFI Class A2 (C3), PROFIBUS DP MCA 101, No B Option, Coated PCB, Mains Disconnect + Fuse FC-102P710T7E21H2XGC3XXSXXXXA0BXCXXXXX	134N0338	Buy on EAN
VLT® AutomationDrive FC 300 1.5 KW / 2.0 HP, 200 - 240 VAC, IP20 / Chassis, RFI Class A1/B (C1), Brake chopper Further options according to typecode	131B0193	Buy on EAN
VLT® AutomationDrive FC 300 1.1 KW / 1.5 HP, 200 - 240 VAC, IP20 / Chassis, RFI Class A1/B (C1), Brake chopper Further options according to typecode	131B0192	Buy on EAN
VLT® AQUA Drive FC 200 75 KW / 100 HP, 380 - 480 VAC, IP21 / Type 1, RFI Class A1/B (C1), No brake chopper FC-202P75KT4E21H1XGCXXXSXXXXAXBXXXXX	131F4018	Buy on EAN
VLT® AQUA Drive FC 200 37 KW / 50 HP, 525 - 690 VAC *, IP55 / Type 12, RFI Class A2 (C3), No brake chopper FC-202P37KT7E55H2XGCXXXSXXXXAXBXXXXX	131X6763	Buy on EAN
VLT® AutomationDrive FC 300 3.0 KW / 4.0 HP, 380 - 480 VAC, IP55 / Type 12, RFI Class A2 (C3), No brake chopper Further options according to typecode	131B1930	Buy on EAN
VLT® AutomationDrive FC 300 18.5 KW / 25 HP, 380 - 500 VAC, IP21 / Type 1, RFI Class A1/B (C1), No brake chopper Further options according to typecode	131B4602	Buy on EAN
VLT® AutomationDrive FC 300 1.1 KW / 1.5 HP, 380 - 500 VAC, IP20 / Chassis, RFI Class A1/B (C1), No brake chopper Further options according to typecode	131B0515	Buy on EAN
VLT® AutomationDrive FC 300 15 KW / 20 HP, 380 - 500 VAC, IP21 / Type 1, RFI Class A1/B (C1), Brake chopper Further options according to typecode	131B5034	Buy on EAN
VLT® AutomationDrive FC 300 1.5 KW / 2.0 HP, 380 - 500 VAC, IP20 / Chassis, RFI Class A1/B (C1), No brake chopper Further options according to typecode	131B0517	Buy on EAN
VLT® AutomationDrive FC 300 22 KW / 30 HP, 380 - 500 VAC, IP21 / Type 1, RFI Class A1/B (C1), Brake chopper Further options according to typecode	131B5036	Buy on EAN
VLT® AQUA Drive FC 200 7.5 KW / 10 HP, 380 - 480 VAC, IP20 / Chassis, RFI Class A1/B (C1), No brake chopper FC-202P7K5T4E20H1XGXXXXSXXXXA0BXCXXXXX	131F1622	Buy on EAN
VLT® AutomationDrive FC 300 2.2 KW / 3.0 HP, 380 - 500 VAC, IP20 / Chassis, RFI Class A2 (C3), No brake chopper Further options according to typecode	131B1027	Buy on EAN
VLT® AutomationDrive FC 300 0.75 KW / 1.0 HP, 200 - 240 VAC, IP20 / Chassis, RFI Class A2 (C3), No brake chopper Further options according to typecode	131B0282	Buy on EAN
VLT® HVAC Drive FC 102 110 KW / 150 HP, 380 - 480 VAC, No brake chopper, IP21 / Type 1, RFI Class A2 (C3), No A Option, MCB-101 General purp. I/O, Not coated PCB, No Mains Option FC-102P110T4E21H2XGXXXXSXXXXAXBKXXXXX	131F7585	Buy on EAN
VLT® AutomationDrive FC 300 1.1 KW / 1.5 HP, 380 - 480 VAC, IP20 / Chassis A1 Frame, RFI Class A2 (C3), Brake chopper + Safe stop Further options according to typecode	131B5744	Buy on EAN

VLT® AutomationDrive FC 300 4.0 KW / 5.5 HP, 380 - 480 VAC, IP20 / Chassis, RFI Class A2 (C3), No brake chopper Further options according to typecode	131B0991	Buy on EAN
VLT® AutomationDrive FC 300 0.75 KW / 1.0 HP, 380 - 480 VAC, IP20 / Chassis A1 Frame, RFI Class A2 (C3), Safe Stop Further options according to typecode	131B5742	Buy on EAN
VLT® AutomationDrive FC 300 4.0 KW / 5.5 HP, 380 - 480 VAC, IP20 / Chassis, RFI Class A1/B (C1), No brake chopper Further options according to typecode	131B0993	Buy on EAN
VLT® AutomationDrive FC 300 0.55 KW / 0.75 HP, 380 - 480 VAC, IP20 / Chassis A1 Frame, RFI Class A2 (C3), Safe Stop Further options according to typecode	131B5740	Buy on EAN
VLT® HVAC Drive FC 102 18.5 KW / 25 HP, 380 - 480 VAC, No brake chopper, IP20 / Chassis, RFI Class A2 (C3), BACnet MCA 109, No B Option, Not coated PCB, No Mains Option FC-102P18KT4E20H2XGXXXXXXXAJBXCXXXXDX	131L5253	Buy on EAN
VLT® AQUA Drive FC 200 5.5 KW / 7.5 HP, 380 - 480 VAC, IP55 / Type 12, RFI Class A1/B (cable len)(C1), No brake chopper FC-202P5K5T4E55H3XGXXXXXXXAXBXCXXXXDX	131F0869	Buy on EAN
VLT® HVAC Drive FC 102 5.5 KW / 7.5 HP, 380 - 480 VAC, No brake chopper, IP55 / Type 12, RFI Class A1/B (C1), LonWorks MCA 108, No B Option, Coated PCB, No Mains Option FC-102P5K5T4E55H1XGCXXXXXXXAGBXCXXXXDX	131N7646	Buy on EAN
VLT® AutomationDrive FC 300 11 KW / 15 HP, 380 - 500 VAC, IP21 / Type 1, RFI Class A1/B (C1), No brake chopper Further options according to typecode	131B4292	Buy on EAN
VLT® HVAC Drive FC 102 22 KW / 30 HP, 380 - 480 VAC, Safe Stop, IP20 / Chassis, RFI Class A1/B (C1), PROFIBUS DP MCA 101, No B Option, Not coated PCB, No Mains Option FC-102P22KT4E20H1TGXXXXXXXA0BXCXXXXDX	131H9264	Buy on EAN
VLT® AutomationDrive FC 300 200 KW / 300 HP, 380 - 500 VAC, IP21 / Type 1, RFI class A1 (C2), No brake chopper Further options according to typecode	131H4074	Buy on EAN
VLT® AutomationDrive FC 300 15 KW / 20 HP, 380 - 480 VAC, IP21 / Type 1, RFI Class A1/B (C1), No brake chopper Further options according to typecode	131B1184	Buy on EAN
VLT® AutomationDrive FC 300 0.37 KW / 0.50 HP, 380 - 500 VAC, IP20 / Chassis, RFI Class A1/B (C1), No brake chopper Further options according to typecode	131B0469	Buy on EAN
VLT® AutomationDrive FC 300 7.5 KW / 10 HP, 380 - 500 VAC, IP20 / Chassis, RFI Class A1/B (C1), No brake chopper Further options according to typecode	131B0468	Buy on EAN
VLT® AutomationDrive FC 300 0.55 KW / 0.75 HP, 380 - 500 VAC, IP20 / Chassis, RFI Class A1/B (C1), Brake chopper Further options according to typecode	131B4784	Buy on EAN
VLT® AutomationDrive FC 300 3.0 KW / 4.0 HP, 380 - 500 VAC, IP20 / Chassis, RFI Class A1/B (C1), No brake chopper Further options according to typecode	131B0465	Buy on EAN
VLT® AutomationDrive FC 300 4.0 KW / 5.5 HP, 380 - 500 VAC, IP20 / Chassis, RFI Class A1/B (C1), No brake chopper Further options according to typecode	131B0466	Buy on EAN

VLT® AutomationDrive FC 300 1.1 KW / 1.5 HP, 380 - 500 VAC, IP20 / Chassis, RFI Class A1/B (C1), No brake chopper Further options according to typecode	131B0463	Buy on EAN
VLT® AutomationDrive FC 300 0.75 KW / 1.0 HP, 380 - 500 VAC, IP20 / Chassis, RFI Class A1/B (C1), No brake chopper Further options according to typecode	131B0462	Buy on EAN
VLT® AutomationDrive FC 300 1.5 KW / 2.0 HP, 200 - 240 VAC, IP20 / Chassis, RFI Class A1/B (C1), No brake chopper Further options according to typecode	131B0868	Buy on EAN
VLT® AutomationDrive FC 300 30 KW / 40 HP, 380 - 500 VAC, IP21 / Type 1, RFI Class A1/B (C1), No brake chopper Further options according to typecode	131B6479	Buy on EAN
VLT® AQUA Drive FC 200 3.0 KW / 4.0 HP, 380 - 480 VAC, IP20 / Chassis, RFI Class A2 (C3), No brake chopper FC-202P3K0T4E20H2XGXXXXSXXXXA4BXCXXXXDX	131G1304	Buy on EAN
VLT® AutomationDrive FC 300 7.5 KW / 10 HP, 380 - 500 VAC, IP20 / Chassis, RFI Class A1/B (C1), No brake chopper Further options according to typecode	131B0860	Buy on EAN
VLT® AQUA Drive FC 200 15 KW / 20 HP, 380 - 480 VAC, IP20 / Chassis, RFI Class A1/B (C1), No brake chopper FC-202P15KT4E20H1XGXXXXSXXXXA0BXCXXXXD0	131F7525	Buy on EAN
VLT® AutomationDrive FC 300 75 KW / 100 HP, 380 - 500 VAC, IP20 / Chassis, RFI Class A2 (C3), Brake chopper Further options according to typecode	131G9159	Buy on EAN
VLT® HVAC Drive FC 102 18.5 KW / 25 HP, 380 - 480 VAC, No brake chopper, IP20 / Chassis, RFI Class A2 (C3), LonWorks MCA 108, No B Option, Not coated PCB, No Mains Option FC-102P18KT4E20H2XGXXXXSXXXXAGBXCXXXXDX	131F8061	Buy on EAN
VLT® HVAC Drive FC 102 315 KW / 450 HP, 380 - 480 VAC, Safe Stop, IP54 / Type 12, LHD - AAF006 filter + A2 RFI, PROFINET MCA 120, No B Option, Coated PCB, Mains Disconnect + Fuse FC-102P315T4E54N2TGC3XXSXXXXALBXCXXXXDX	134N8766	Buy on EAN
VLT® HVAC Drive FC 102 315 KW / 450 HP, 380 - 480 VAC, No brake chopper, IP54 / Type 12, RFI Class A2 (C3), No A Option, No B Option, Coated PCB, Mains Disconnect + Fuse FC-102P315T4E54H2XGC3XXSXXXXAXBXCXXXXDX	131F9516	Buy on EAN
VLT® HVAC Drive FC 102 30 KW / 40 HP, 380 - 480 VAC, No brake chopper, IP20 / Chassis, RFI Class A2 (C3), PROFIBUS DP MCA 101, No B Option, Not coated PCB, No Mains Option FC-102P30KT4E20H2XGXXXXSXXXXA0BXCXXXXD0	131H9460	Buy on EAN
VLT® HVAC Drive FC 102 37 KW / 50 HP, 380 - 480 VAC, No brake chopper, IP20 / Chassis, RFI Class A2 (C3), PROFIBUS DP MCA 101, No B Option, Not coated PCB, No Mains Option FC-102P37KT4E20H2XGXXXXSXXXXA0BXCXXXXD0	131H9461	Buy on EAN
VLT® HVAC Drive FC 102 45 KW / 60 HP, 380 - 480 VAC, No brake chopper, IP20 / Chassis, RFI Class A2 (C3), PROFIBUS DP MCA 101, No B Option, Not coated PCB, No Mains Option FC-102P45KT4E20H2XGXXXXSXXXXA0BXCXXXXD0	131H9462	Buy on EAN

VLT® AutomationDrive FC 300 11 KW / 15 HP, 380 - 480 VAC, IP66 / NEMA 4X, RFI Class A1/B (C1), No brake chopper Further options according to typecode	131B4349	Buy on EAN
VLT® HVAC Drive FC 102 250 KW / 350 HP, 380 - 480 VAC, No brake chopper, IP54 / Type 12, RFI class A1 (C2), No A Option, MCB-101 General purp. I/O, Coated PCB, No Mains Option FC-102N250T4E54H4XGCXXXSXXXAXBKXXXXDX	134L3519	Buy on EAN
VLT® AutomationDrive FC 300 22 KW / 30 HP, 380 - 500 VAC, IP21 / Type 1, RFI Class A1/B (C1), No brake chopper Further options according to typecode	131B4346	Buy on EAN
VLT® HVAC Drive FC 102 1.5 KW / 2.0 HP, 380 - 480 VAC, No brake chopper, IP55 / Type 12, RFI Class A1/B (C1), No A Option, No B Option, Not coated PCB, No Mains Option FC-102P1K5T4E55H1XGXXXSXXXAXBKXXXXDX	131B3343	Buy on EAN
VLT® AQUA Drive FC 200 0.37 KW / 0.50 HP, 380 - 480 VAC, IP20 / Chassis, RFI Class A2 (C3), No brake chopper FC-202PK37T4E20H2XGXXXSXXXA0BXCXXXXDX	131F5637	Buy on EAN
VLT® AutomationDrive FC 300 355 KW / 500 HP, 380 - 500 VAC, IP00 / Chassis, RFI Class A2 (C3), Brake chopper Further options according to typecode	131F3298	Buy on EAN
VLT® HVAC Drive FC 102 315 KW / 450 HP, 380 - 480 VAC, No brake chopper, IP21/Type 1+mains shield, RFI Class A2 (C3), No A Option, No B Option, Coated PCB, No Mains Option FC-102N315T4E2MH2XGXXXSXXXAXBKXXXXDX	134F6808	Buy on EAN
VLT® HVAC Drive FC 102 11 KW / 15 HP, 380 - 480 VAC, No brake chopper, IP66 / NEMA 4X, RFI Class A2 (C3), No A Option, No B Option, Coated PCB, No Mains Option FC-102P11KT4E66H2XGXXXSXXXAXBKXXXXDX	131B7030	Buy on EAN
VLT® AQUA Drive FC 200 160 KW / 250 HP, 380 - 480 VAC, IP54 / Type 12, RFI Class A2 (C3), No brake chopper FC-202P160T4E54H2XGC3XXSXXXAXBKXXXXDX	131F7115	Buy on EAN
VLT® AQUA Drive FC 200 200 KW / 300 HP, 380 - 480 VAC, IP54 / Type 12, RFI Class A2 (C3), No brake chopper FC-202P200T4E54H2XGC3XXSXXXAXBKXXXXDX	131F7116	Buy on EAN
VLT® AutomationDrive FC 300 18.5 KW / 25 HP, 200 - 240 VAC, IP55 / Type 12, RFI Class A1/B (C1), Brake chopper Further options according to typecode	131L4383	Buy on EAN
VLT® HVAC Drive FC 102 2.2 KW / 3.0 HP, 380 - 480 VAC, Safe Stop, IP20 / Chassis, RFI Class A1/B (C1), PROFINET MCA 120, No B Option, Not coated PCB, No Mains Option FC-102P2K2T4E20H1TGXXXSXXXALBXXXXDX	131Z8336	Buy on EAN
VLT® AutomationDrive FC 300 11 KW / 15 HP, 380 - 480 VAC, IP66 / NEMA 4X, RFI Class A1/B (C1), No brake chopper Further options according to typecode	131B8506	Buy on EAN
VLT® HVAC Drive FC 102 15 KW / 20 HP, 380 - 480 VAC, No brake chopper, IP66 / NEMA 4X, RFI Class A2 (C3), No A Option, No B Option, Not coated PCB, No Mains Option FC-102P15KT4E66H2XGXXXSXXXAXBKXXXXDX	131B8502	Buy on EAN
VLT® HVAC Drive FC 102 5.5 KW / 7.5 HP, 380 - 480 VAC, No brake chopper, IP55 / Type 12, RFI Class A1/B (C1), No A Option, No B Option, Coated PCB, No Mains Option FC-102P5K5T4E55H1XGXXXSXXXAXBKXXXXDX	131B8500	Buy on EAN

VLT® AQUA Drive FC 200 55 KW / 75 HP, 380 - 480 VAC, IP21 / Type 1, RFI Class A2 (C3), No brake chopper FC-202P55KT4E21H2XGXXXXXXXAXBXCXXXXDX	131B9056	Buy on EAN
VLT® AQUA Drive FC 200 45 KW / 60 HP, 380 - 480 VAC, IP21 / Type 1, RFI Class A2 (C3), No brake chopper FC-202P45KT4E21H2XGCXXXXXXXAXBXCXXXXDX	131B9051	Buy on EAN
VLT® HVAC Drive FC 102 11 KW / 15 HP, 380 - 480 VAC, Safe Stop, IP20 / Chassis, RFI Class A1/B (C1), PROFIBUS DP MCA 101, No B Option, Not coated PCB, No Mains Option FC-102P11KT4E20H1TGXXXXXXXA0BXCXXXXDX	131G2165	Buy on EAN
VLT® AutomationDrive FC 300 1.1 KW / 1.5 HP, 200 - 240 VAC, IP20 / Chassis, RFI Class A2 (C3), No brake chopper Further options according to typecode	131L3131	Buy on EAN
VLT® HVAC Drive FC 102 7.5 KW / 10 HP, 200 - 240 VAC, No brake chopper, IP20 / Chassis, RFI Class A1/B (C1), No A Option, No B Option, Coated PCB, No Mains Option FC-102P7K5T2E20H1XGCXXXXXXXAXBXCXXXXDX	131N3549	Buy on EAN
VLT® AQUA Drive FC 200 2.2 KW / 3.0 HP, 380 - 480 VAC, IP20 / Chassis, RFI Class A1/B (C1), No brake chopper FC-202P2K2T4E20H1XGXXXXXXXAXBXCXXXXDX	131F6229	Buy on EAN
VLT® AQUA Drive FC 200 7.5 KW / 10 HP, 200 - 240 VAC, IP20 / Chassis, RFI Class A2 (C3), No brake chopper FC-202P7K5T2E20H2XNXXXXXXXANBXCXXXXDX	131Z7951	Buy on EAN
VLT® HVAC Drive FC 102 250 KW / 350 HP, 380 - 480 VAC, Safe Stop, IP20 / Chassis, RFI Class A2 (C3), No A Option, No B Option, Coated PCB, No Mains Option FC-102N250T4E20H2TGCXXXXXXXAXBXCXXXXDX	134H0677	Buy on EAN
VLT® AQUA Drive FC 200 7.5 KW / 10 HP, 200 - 240 VAC, IP20 / Chassis, RFI Class A2 (C3), No brake chopper FC-202P7K5T2E20H2XXXXXXXANBXCXXXXDX	131Z7953	Buy on EAN
VLT® AQUA Drive FC 200 22 KW / 30 HP, 200 - 240 VAC, IP20 / Chassis, RFI Class A2 (C3), No brake chopper FC-202P22KT2E20H2XNXXXXXXXANBXCXXXXDX	131Z7954	Buy on EAN
VLT® AQUA Drive FC 200 15 KW / 20 HP, 380 - 480 VAC, IP20 / Chassis, RFI Class A1/B (C1), No brake chopper FC-202P15KT4E20H1XGXXXXXXXALBXCXXXXDX	131X1574	Buy on EAN
VLT® HVAC Drive FC 102 250 KW / 350 HP, 380 - 480 VAC, Safe Stop, IP54 / Type 12, RFI class A1 (C2), No A Option, No B Option, Coated PCB, No Mains Option FC-102P250T4E54H4TGCXXXXXXXAXBXCXXXXDX	131H3173	Buy on EAN
VLT® HVAC Drive FC 102 75 KW / 100 HP, 380 - 480 VAC, No brake chopper, IP55 / Type 12, RFI Class A2 (C3), PROFIBUS DP MCA 101, No B Option, Not coated PCB, No Mains Option FC-102P75KT4E55H2XGXXXXXXXA0BXCXXXXDX	131H2550	Buy on EAN
VLT® AQUA Drive FC 200 37 KW / 50 HP, 200 - 240 VAC, IP20 / Chassis, RFI Class A2 (C3), No brake chopper FC-202P37KT2E20H2XGXXXXXXXAXBXCXXXXDX	131H2225	Buy on EAN
VLT® HVAC Drive FC 102 1.1 KW / 1.5 HP, 380 - 480 VAC, No brake chopper, IP20 / Chassis, RFI Class A1/B (C1), No A Option, No B Option, Not coated PCB, No Mains Option FC-102P1K1T4E20H1XNXXXXXXXAXBXCXXXXDX	131B5583	Buy on EAN

VLT® AutomationDrive FC 300 55 KW / 75 HP, 380 - 500 VAC, IP21 / Type 1, RFI Class A1/B (C1), No brake chopper Further options according to typecode	131B8644	Buy on EAN
VLT® AutomationDrive FC 300 0.75 KW / 1.0 HP, 200 - 240 VAC, IP20 / Chassis, RFI Class A1/B (C1), Brake chopper Further options according to typecode	131F7937	Buy on EAN
VLT® HVAC Drive FC 102 110 KW / 150 HP, 380 - 480 VAC, No brake chopper, IP21 / Type 1, RFI class A1 (C2), No A Option, No B Option, Coated PCB, No Mains Option FC-102N110T4E21H4XGCXXXSXXXAXBXXXXX	134F4246	Buy on EAN
VLT® HVAC Drive FC 102 132 KW / 200 HP, 380 - 480 VAC, No brake chopper, IP54 / Type 12, RFI Class A2 (C3), No A Option, No B Option, Coated PCB, No Mains Option FC-102N132T4E54H2XGCXXXSXXXAXBXXXXX	134F4247	Buy on EAN
VLT® AutomationDrive FC 300 1.1 KW / 1.5 HP, 200 - 240 VAC, IP20 / Chassis, RFI Class A1/B (C1), Brake chopper Further options according to typecode	131F7938	Buy on EAN
VLT® AutomationDrive FC 300 1.5 KW / 2.0 HP, 200 - 240 VAC, IP20 / Chassis, RFI Class A1/B (C1), Brake chopper Further options according to typecode	131F7939	Buy on EAN
VLT® AutomationDrive FC 300 45 KW / 60 HP, 380 - 480 VAC, IP21 / Type 1, RFI Class A2 (C3), No brake chopper Further options according to typecode	131B6101	Buy on EAN
VLT® AQUA Drive FC 200 45 KW / 60 HP, 200 - 240 VAC, IP20 / Chassis, RFI Class A1/B (C1), No brake chopper FC-202P45KT2E20H1XGXXXSXXXA0BXXXXX	131L7011	Buy on EAN
VLT® AQUA Drive FC 200 45 KW / 60 HP, 200 - 240 VAC, IP20 / Chassis, RFI Class A2 (C3), No brake chopper FC-202P45KT2E20H2XGXXXSXXXA0BXXXXX	131L7010	Buy on EAN
VLT® AutomationDrive FC 300 1.1 KW / 1.5 HP, 380 - 480 VAC, IP20 / Chassis, RFI Class A1/B (C1), No brake chopper Further options according to typecode	131B5422	Buy on EAN
VLT® AQUA Drive FC 200 0.37 KW / 0.50 HP, 380 - 480 VAC, IP20 / Chassis, RFI Class A1/B (C1), No brake chopper FC-202PK37T4E20H1XGXXXSXXXAXBXXXXX	131B8872	Buy on EAN
VLT® AutomationDrive FC 300 1.5 KW / 2.0 HP, 380 - 500 VAC, IP20 / Chassis, RFI Class A2 (C3), No brake chopper Further options according to typecode	131F5994	Buy on EAN
VLT® HVAC Drive FC 102 75 KW / 100 HP, 380 - 480 VAC, Safe Stop, IP20 / Chassis, RFI Class A2 (C3), PROFIBUS DP MCA 101, No B Option, Not coated PCB, No Mains Option FC-102P75KT4E20H2TGXXXSXXXA0BXXXXX	134G3604	Buy on EAN
VLT® HVAC Drive FC 102 22 KW / 30 HP, 380 - 480 VAC, Safe Stop, IP20 / Chassis, RFI Class A2 (C3), PROFIBUS DP MCA 101, No B Option, Not coated PCB, No Mains Option FC-102P22KT4E20H2TGXXXSXXXA0BXXXXX	131U8249	Buy on EAN
VLT® AutomationDrive FC 300 1.1 KW / 1.5 HP, 380 - 480 VAC, IP20 / Chassis, RFI Class A1/B (C1), No brake chopper Further options according to typecode	131B1419	Buy on EAN

VLT® HVAC Drive FC 102 250 KW / 350 HP, 380 - 480 VAC, No brake chopper, IP54 / Type 12, RFI Class A2 (C3), PROFIBUS DP MCA 101, No B Option, Coated PCB, No Mains Option FC-102N250T4E54H2XGCXXSXXXXA0BXCXXXXX	134G5725	Buy on EAN
VLT® AQUA Drive FC 200 2.2 KW / 3.0 HP, 380 - 480 VAC, IP20 / Chassis, RFI Class A1/B (C1), No brake chopper FC-202P2K2T4E20H1XGXXXXSXXXXA0BXCXXXXX	131F6719	Buy on EAN
VLT® AQUA Drive FC 200 2.2 KW / 3.0 HP, 380 - 480 VAC, IP20 / Chassis, RFI Class A1/B (C1), No brake chopper FC-202P2K2T4E20H1XXCXXXXSXXXXA0BXCXXXXX	131H2132	Buy on EAN
VLT® AQUA Drive FC 200 1.1 KW / 1.5 HP, 380 - 480 VAC, IP20 / Chassis, RFI Class A1/B (C1), No brake chopper FC-202P1K1T4E20H1XGXXXXSXXXXAXBXXXXX	131B8896	Buy on EAN
VLT® AQUA Drive FC 200 18.5 KW / 25 HP, 200 - 240 VAC, IP55 / Type 12, RFI Class A2 (C3), No brake chopper FC-202P18KT2E55H2XGXXXXSXXXXAXBXXXXX	131B9277	Buy on EAN
VLT® AutomationDrive FC 300 3.0 KW / 4.0 HP, 380 - 500 VAC, IP20 / Chassis, RFI Class A2 (C3), Brake chopper Further options according to typecode	131B0089	Buy on EAN
VLT® AQUA Drive FC 200 15 KW / 20 HP, 200 - 240 VAC, IP66 / NEMA 4X, RFI Class A2 (C3), No brake chopper FC-202P15KT2E66H2XGXXXXSXXXXAXBXXXXX	131B9271	Buy on EAN
VLT® AQUA Drive FC 200 15 KW / 20 HP, 200 - 240 VAC, IP55 / Type 12, RFI Class A1/B (C1), No brake chopper FC-202P15KT2E55H1XGXXXXSXXXXAXBXXXXX	131B9270	Buy on EAN
VLT® AQUA Drive FC 200 30 KW / 40 HP, 380 - 480 VAC, IP20 / Chassis, RFI Class A1/B (C1), No brake chopper FC-202P30KT4E20H1XGXXXXSXXXXAXBXXXXX	131H7243	Buy on EAN
VLT® HVAC Drive FC 102 45 KW / 60 HP, 200 - 240 VAC, No brake chopper, IP20 / Chassis, RFI Class A2 (C3), No A Option, No B Option, Not coated PCB, No Mains Option FC-102P45KT2E20H2XGXXXXSXXXXAXBXXXXX	131H3796	Buy on EAN
VLT® AutomationDrive FC 300 3.0 KW / 4.0 HP, 380 - 480 VAC, IP20 / Chassis, RFI Class A2 (C3), No brake chopper Further options according to typecode	131F2412	Buy on EAN
VLT® AQUA Drive FC 200 0.75 KW / 1.0 HP, 380 - 480 VAC, IP20 / Chassis, RFI Class A2 (C3), No brake chopper FC-202PK75T4E20H2XXXXXSXXXXAXBXXXXX	131B8885	Buy on EAN
VLT® AutomationDrive FC 300 7.5 KW / 10 HP, 380 - 480 VAC, IP20 / Chassis, RFI Class A2 (C3), No brake chopper Further options according to typecode	131F2414	Buy on EAN
VLT® AutomationDrive FC 300 0.37 KW / 0.50 HP, 380 - 500 VAC, IP20 / Chassis, RFI Class A1/B (C1), Brake chopper Further options according to typecode	131B7881	Buy on EAN
VLT® AutomationDrive FC 300 2.2 KW / 3.0 HP, 380 - 500 VAC, IP20 / Chassis, RFI Class A2 (C3), Brake chopper Further options according to typecode	131G6749	Buy on EAN
VLT® AutomationDrive FC 300 7.5 KW / 10 HP, 200 - 240 VAC, IP66 / NEMA 4X, RFI Class A1/B (C1), No brake chopper Further options according to typecode	131N4118	Buy on EAN

VLT® AutomationDrive FC 300 7.5 KW / 10 HP, 380 - 500 VAC, IP55 / Type 12, RFI Class A1/B (C1), No brake chopper Further options according to typecode	131B3159	Buy on EAN
VLT® HVAC Drive FC 102 250 KW / 350 HP, 380 - 480 VAC, Brake chopper, IP20 / Chassis, RFI Class A2 (C3), No A Option, No B Option, Coated PCB, No Mains Option FC-102N250T4E20H2BGCXXXSXXXAXBXCXXXDX	134G5433	Buy on EAN
VLT® AutomationDrive FC 300 1.5 KW / 2.0 HP, 380 - 480 VAC, IP20 / Chassis, RFI Class A2 (C3), No brake chopper Further options according to typecode	131B2581	Buy on EAN
VLT® AutomationDrive FC 300 2.2 KW / 3.0 HP, 380 - 500 VAC, IP20 / Chassis, RFI Class A2 (C3), No brake chopper Further options according to typecode	131B2584	Buy on EAN
VLT® AutomationDrive FC 300 4.0 KW / 5.5 HP, 380 - 500 VAC, IP20 / Chassis, RFI Class A2 (C3), No brake chopper Further options according to typecode	131B2585	Buy on EAN
VLT® AQUA Drive FC 200 4.0 KW / 5.5 HP, 380 - 480 VAC, IP20 / Chassis, RFI Class A2 (C3), No brake chopper FC-202P4K0T4E20H2XGXXXSXXXALBYCXXXDX	134U5241	Buy on EAN
VLT® AutomationDrive FC 300 1.5 KW / 2.0 HP, 200 - 240 VAC, IP20 / Chassis, RFI Class A2 (C3), No brake chopper Further options according to typecode	131B1124	Buy on EAN
VLT® AutomationDrive FC 300 1.5 KW / 2.0 HP, 200 - 240 VAC, IP20 / Chassis, RFI Class A2 (C3), No brake chopper Further options according to typecode	131B1123	Buy on EAN
VLT® AQUA Drive FC 200 3.0 KW / 4.0 HP, 380 - 480 VAC, IP20 / Chassis, RFI Class A2 (C3), No brake chopper FC-202P3K0T4E20H2XXXXXSXXXANBXCXXXDX	131U3007	Buy on EAN
VLT® AutomationDrive FC 300 0.37 KW / 0.50 HP, 380 - 480 VAC, IP20 / Chassis, RFI Class A2 (C3), No brake chopper Further options according to typecode	131B2617	Buy on EAN
VLT® HVAC Drive FC 102 1.1 KW / 1.5 HP, 380 - 480 VAC, No brake chopper, IP20 / Chassis, RFI Class A1/B (cable len)(C1), No A Option, No B Option, Not coated PCB, No Mains Option FC-102P1K1T4E20H3XGXXXSXXXAXBXCXXXDX	131B5468	Buy on EAN
VLT® AutomationDrive FC 300 1.5 KW / 2.0 HP, 380 - 500 VAC, IP55 / Type 12, RFI Class A1/B (C1), No brake chopper Further options according to typecode	131B2349	Buy on EAN
VLT® AQUA Drive FC 200 5.5 KW / 7.5 HP, 380 - 480 VAC, IP20 / Chassis, RFI Class A1/B (C1), No brake chopper FC-202P5K5T4E20H1XGCXXXSXXXA0BXCXXXDX	131F5287	Buy on EAN
VLT® AutomationDrive FC 300 1.5 KW / 2.0 HP, 380 - 480 VAC, IP20 / Chassis, RFI Class A2 (C3), Brake chopper Further options according to typecode	131B1835	Buy on EAN
VLT® AutomationDrive FC 300 1.5 KW / 2.0 HP, 380 - 480 VAC, IP20 / Chassis, RFI Class A2 (C3), Brake chopper Further options according to typecode	131B1834	Buy on EAN
VLT® AutomationDrive FC 300 90 KW / 125 HP, 380 - 500 VAC, IP21 / Type 1, RFI Class A2 (C3), No brake chopper Further options according to typecode	131B6825	Buy on EAN

VLT® AutomationDrive FC 300 0.75 KW / 1.0 HP, 380 - 480 VAC, IP66 / NEMA 4X, RFI Class A1/B (C1), No brake chopper Further options according to typecode	131B5846	Buy on EAN
VLT® AutomationDrive FC 300 160 KW / 250 HP, 380 - 500 VAC, IP00 / Chassis, RFI class A1 (C2), No brake chopper Further options according to typecode	131B6820	Buy on EAN
VLT® AutomationDrive FC 300 1.5 KW / 2.0 HP, 380 - 500 VAC, IP20 / Chassis, RFI Class A2 (C3), Brake chopper Further options according to typecode	131B1838	Buy on EAN
VLT® AQUA Drive FC 200 37 KW / 50 HP, 380 - 480 VAC, IP20 / Chassis, RFI Class A1/B (C1), Brake chopper + Safe stop FC-202P37KT4E20H1UGCXXXSXXXAXBXCXXXDX	131H5245	Buy on EAN
VLT® AutomationDrive FC 300 2.2 KW / 3.0 HP, 380 - 500 VAC, IP20 / Chassis, RFI Class A2 (C3), Brake chopper Further options according to typecode	131B0088	Buy on EAN
VLT® AutomationDrive FC 300 3.0 KW / 4.0 HP, 380 - 500 VAC, IP20 / Chassis, RFI Class A1/B (C1), No brake chopper Further options according to typecode	131H1145	Buy on EAN
VLT® AutomationDrive FC 300 15 KW / 20 HP, 200 - 240 VAC, IP66 / NEMA 4X, RFI Class A2 (C3), No brake chopper Further options according to typecode	131L7905	Buy on EAN
VLT® AutomationDrive FC 300 0.37 KW / 0.50 HP, 380 - 480 VAC, IP20 / Chassis, RFI Class A1/B (C1), No brake chopper Further options according to typecode	131B0889	Buy on EAN
VLT® HVAC Drive FC 102 110 KW / 150 HP, 380 - 480 VAC, Brake chopper, IP54 / Type 12, RFI Class A2 (C3), No A Option, No B Option, Coated PCB, No Mains Option FC-102N110T4E54H2BGCXXXSXXXAXBXCXXXDX0	134U4754	Buy on EAN
VLT® AutomationDrive FC 300 1.1 KW / 1.5 HP, 380 - 480 VAC, IP66 / NEMA 4X, RFI Class A2 (C3), No brake chopper Further options according to typecode	131G0043	Buy on EAN
VLT® AutomationDrive FC 300 5.5 KW / 7.5 HP, 200 - 240 VAC, IP20 / Chassis, RFI Class A2 (C3), No brake chopper Further options according to typecode	131F9046	Buy on EAN
VLT® AutomationDrive FC 300 1.1 KW / 1.5 HP, 380 - 480 VAC, IP20 / Chassis, RFI Class A1/B (C1), No brake chopper Further options according to typecode	131B1237	Buy on EAN
VLT® AutomationDrive FC 300 30 KW / 40 HP, 380 - 500 VAC, IP20 / Chassis, RFI Class A1/B (C1), No brake chopper Further options according to typecode	131H3516	Buy on EAN
VLT® HVAC Drive FC 102 250 KW / 350 HP, 380 - 480 VAC, No brake chopper, IP54 / Type 12, RFI class A1 (C2), PROFIBUS DP MCA 101, No B Option, Not coated PCB, No Mains Option FC-102P250T4E54H4XGXXXSXXXXA0BXCXXXDX	131H1810	Buy on EAN
VLT® AutomationDrive FC 300 1.5 KW / 2.0 HP, 380 - 480 VAC, IP20 / Chassis, RFI Class A1/B (C1), No brake chopper Further options according to typecode	131B1239	Buy on EAN
VLT® AQUA Drive FC 200 0.37 KW / 0.50 HP, 380 - 480 VAC, IP20 / Chassis, RFI Class A2 (C3), No brake chopper FC-202PK37T4E20H2XGXXXSXXXALBXCXXXDX	134F2149	Buy on EAN

VLT® AutomationDrive FC 300 7.5 KW / 10 HP, 380 - 480 VAC, IP20 / Chassis, RFI Class A2 (C3), Brake chopper Further options according to typecode	131B1909	Buy on EAN
VLT® HVAC Drive FC 102 110 KW / 150 HP, 380 - 480 VAC, No brake chopper, IP54 / Type 12, RFI class A1 (C2), PROFIBUS DP MCA 101, No B Option, Not coated PCB, No Mains Option FC-102P110T4E54H4XGXXXSXXXXA0BXCXXXXX	131H0148	Buy on EAN
VLT® HVAC Drive FC 102 132 KW / 200 HP, 380 - 480 VAC, No brake chopper, IP54 / Type 12, RFI Class A2 (C3), PROFIBUS DP MCA 101, No B Option, Not coated PCB, Mains Disconnect + Fuse FC-102P132T4E54H2XGX3XXSXXXXA0BXCXXXXX	131N1639	Buy on EAN
VLT® AQUA Drive FC 200 110 KW / 150 HP, 380 - 480 VAC, IP00 / Chassis, RFI Class A2 (C3), No brake chopper FC-202P110T4E00H2XGCXXXSXXXXAXBXCXXXXX	131F4029	Buy on EAN
VLT® AQUA Drive FC 200 90 KW / 125 HP, 380 - 480 VAC, IP21 / Type 1, RFI Class A1/B (cable len)(C1), No brake chopper FC-202P90KT4E21H3XGCXXXSXXXXAXBXCXXXXX	131F4026	Buy on EAN
VLT® HVAC Drive FC 102 3.0 KW / 4.0 HP, 380 - 480 VAC, No brake chopper, IP55 / Type 12, RFI Class A1/B (C1), LonWorks MCA 108, No B Option, Coated PCB, No Mains Option FC-102P3K0T4E55H1XGCXXXSXXXXAGBXCXXXXX	131U7874	Buy on EAN
VLT® AutomationDrive FC 300 0.75 KW / 1.0 HP, 380 - 500 VAC, IP20 / Chassis, RFI Class A1/B (C1), Brake chopper Further options according to typecode	131B0508	Buy on EAN
VLT® AutomationDrive FC 300 0.75 KW / 1.0 HP, 380 - 500 VAC, IP20 / Chassis, RFI Class A1/B (C1), No brake chopper Further options according to typecode	131B0509	Buy on EAN
VLT® AutomationDrive FC 300 0.75 KW / 1.0 HP, 380 - 500 VAC, IP20 / Chassis, RFI Class A1/B (C1), Brake chopper Further options according to typecode	131B0507	Buy on EAN
VLT® AutomationDrive FC 300 0.55 KW / 0.75 HP, 380 - 500 VAC, IP20 / Chassis, RFI Class A1/B (C1), No brake chopper Further options according to typecode	131B0504	Buy on EAN
VLT® AutomationDrive FC 300 0.55 KW / 0.75 HP, 380 - 500 VAC, IP20 / Chassis, RFI Class A1/B (C1), No brake chopper Further options according to typecode	131B0502	Buy on EAN
VLT® HVAC Drive FC 102 75 KW / 100 HP, 380 - 480 VAC, No brake chopper, IP55 / Type 12, RFI Class A2 (C3), No A Option, No B Option, Coated PCB, No Mains Option FC-102P75KT4E55H2XGCXXXSXXXXAXBXCXXXXX	131F1617	Buy on EAN
VLT® AQUA Drive FC 200 90 KW / 125 HP, 380 - 480 VAC, IP21 / Type 1, RFI Class A2 (C3), No brake chopper FC-202P90KT4E21H2XGXXXSXXXXA4BXCXXXXX	131L5135	Buy on EAN
VLT® AutomationDrive FC 300 0.37 KW / 0.50 HP, 200 - 240 VAC, IP20 / Chassis, RFI Class A2 (C3), No brake chopper Further options according to typecode	131B1052	Buy on EAN
VLT® AutomationDrive FC 300 0.37 KW / 0.50 HP, 200 - 240 VAC, IP20 / Chassis, RFI Class A2 (C3), No brake chopper Further options according to typecode	131B1051	Buy on EAN

VLT® HVAC Drive FC 102 90 KW / 125 HP, 380 - 480 VAC, No brake chopper, IP55 / Type 12, RFI Class A2 (C3), No A Option, No B Option, Not coated PCB, No Mains Option FC-102P90KT4E55H2XGXXXXSXXXXAXBXXXXDX	131B8596	Buy on EAN
VLT® AutomationDrive FC 300 0.25 KW / 0.33 HP, 200 - 240 VAC, IP20 / Chassis, RFI Class A2 (C3), No brake chopper Further options according to typecode	131B0297	Buy on EAN
VLT® AutomationDrive FC 300 2.2 KW / 3.0 HP, 380 - 500 VAC, IP20 / Chassis, RFI Class A2 (C3), No brake chopper Further options according to typecode	131B5756	Buy on EAN
VLT® AutomationDrive FC 300 11 KW / 15 HP, 380 - 500 VAC, IP55 / Type12 Backplate, RFI Class A2 (C3), No brake chopper Further options according to typecode	131B7083	Buy on EAN
VLT® HVAC Drive FC 102 1.5 KW / 2.0 HP, 380 - 480 VAC, No brake chopper, IP20 / Chassis, RFI Class A1/B (cable len)(C1), No A Option, No B Option, Not coated PCB, No Mains Option FC-102P1K5T4E20H3XGXXXXSXXXXAXBXXXXDX	131B5469	Buy on EAN
VLT® HVAC Drive FC 102 200 KW / 300 HP, 380 - 480 VAC, Safe Stop, IP00 / Chassis, RFI Class A2 (C3), No A Option, No B Option, Not coated PCB, No Mains Option FC-102P200T4E00H2TGXXXXSXXXXAXBXXXXDX	131N0456	Buy on EAN
VLT® HVAC Drive FC 102 315 KW / 450 HP, 380 - 480 VAC, No brake chopper, IP54/Type 12+main shield, RFI Class A2 (C3), No A Option, No B Option, Coated PCB, No Mains Option FC-102P315T4E5MH2XGXXXXSXXXXAXBXXXXDX	131F8101	Buy on EAN
VLT® HVAC Drive FC 102 355 KW / 500 HP, 380 - 480 VAC, No brake chopper, IP00 / Chassis, RFI Class A2 (C3), No A Option, MCB-101 General purp. I/O, Coated PCB, No Mains Option FC-102P355T4E00H2XGXXXXSXXXXAXBKXXXXDX	131F7616	Buy on EAN
VLT® HVAC Drive FC 102 315 KW / 450 HP, 380 - 480 VAC, No brake chopper, IP00 / Chassis, RFI Class A2 (C3), No A Option, MCB-101 General purp. I/O, Coated PCB, No Mains Option FC-102P315T4E00H2XGXXXXSXXXXAXBKXXXXDX	131F7615	Buy on EAN
VLT® AutomationDrive FC 300 4.0 KW / 5.5 HP, 380 - 480 VAC, IP20 / Chassis, RFI Class A1/B (C1), Brake chopper Further options according to typecode	131F7614	Buy on EAN
VLT® HVAC Drive FC 102 5.5 KW / 7.5 HP, 380 - 480 VAC, No brake chopper, IP55 / Type 12, RFI Class A1/B (cable len)(C1), PROFIBUS DP MCA 101, No B Option, Not coated PCB, No Mains Option FC-102P5K5T4E55H3XGXXXXSXXXXA0BXXXXDX	131F7612	Buy on EAN
VLT® HVAC Drive FC 102 4.0 KW / 5.5 HP, 380 - 480 VAC, No brake chopper, IP55 / Type 12, RFI Class A1/B (cable len)(C1), PROFIBUS DP MCA 101, No B Option, Not coated PCB, No Mains Option FC-102P4K0T4E55H3XGXXXXSXXXXA0BXXXXDX	131F7611	Buy on EAN
VLT® HVAC Drive FC 102 45 KW / 60 HP, 380 - 480 VAC, No brake chopper, IP55 / Type 12, RFI Class A2 (C3), PROFIBUS DP MCA 101, No B Option, Not coated PCB, No Mains Option FC-102P45KT4E55H2XGXXXXSXXXXA0BXXXXDX	131F9299	Buy on EAN

VLT® HVAC Drive FC 102 37 KW / 50 HP, 380 - 480 VAC, No brake chopper, IP55 / Type 12, RFI Class A2 (C3), PROFIBUS DP MCA 101, No B Option, Not coated PCB, No Mains Option FC-102P37KT4E55H2XGXXXXSXXXXA0BXCXXXXDX	131F9298	Buy on EAN
VLT® AutomationDrive FC 300 4.0 KW / 5.5 HP, 380 - 500 VAC, IP55 / Type 12, RFI Class A1/B (C1), No brake chopper Further options according to typecode	131B4759	Buy on EAN
VLT® AutomationDrive FC 300 0.75 KW / 1.0 HP, 380 - 500 VAC, IP55 / Type 12, RFI Class A1/B (C1), No brake chopper Further options according to typecode	131B4756	Buy on EAN
VLT® HVAC Drive FC 102 132 KW / 200 HP, 380 - 480 VAC, Brake chopper, IP54/Type 12+main shield, RFI class A1 (C2), No A Option, No B Option, Not coated PCB, Loadsharing FC-102P132T4E5MH4BGXDXXSXXXXAXBXXXXDX	131F9292	Buy on EAN
VLT® HVAC Drive FC 102 11 KW / 15 HP, 380 - 480 VAC, No brake chopper, IP20 / Chassis, RFI Class A1/B (cable len)(C1), No A Option, No B Option, Not coated PCB, No Mains Option FC-102P11KT4E20H3XNXXXXSXXXXAXBXXXXDX	131F9296	Buy on EAN
VLT® AutomationDrive FC 300 1.5 KW / 2.0 HP, 380 - 500 VAC, IP20 / Chassis, RFI Class A1/B (C1), Brake chopper Further options according to typecode	131B0472	Buy on EAN
VLT® AutomationDrive FC 300 2.2 KW / 3.0 HP, 380 - 500 VAC, IP20 / Chassis, RFI Class A1/B (C1), Brake chopper Further options according to typecode	131B0473	Buy on EAN
VLT® AutomationDrive FC 300 0.55 KW / 0.75 HP, 380 - 500 VAC, IP20 / Chassis, RFI Class A1/B (C1), Brake chopper Further options according to typecode	131B0470	Buy on EAN
VLT® AutomationDrive FC 300 1.1 KW / 1.5 HP, 380 - 500 VAC, IP20 / Chassis, RFI Class A1/B (C1), Brake chopper Further options according to typecode	131B0471	Buy on EAN
VLT® AutomationDrive FC 300 4.0 KW / 5.5 HP, 380 - 500 VAC, IP20 / Chassis, RFI Class A1/B (C1), Brake chopper Further options according to typecode	131B0475	Buy on EAN
VLT® AutomationDrive FC 300 15 KW / 20 HP, 380 - 480 VAC, IP21 / Type 1, RFI Class A1/B (C1), No brake chopper Further options according to typecode	131B6441	Buy on EAN
VLT® AutomationDrive FC 300 37 KW / 50 HP, 380 - 500 VAC, IP21 / Type 1, RFI Class A1/B (C1), No brake chopper Further options according to typecode	131B4576	Buy on EAN
VLT® AutomationDrive FC 300 30 KW / 40 HP, 380 - 500 VAC, IP21 / Type 1, RFI Class A1/B (C1), No brake chopper Further options according to typecode	131B4574	Buy on EAN
VLT® AQUA Drive FC 200 11 KW / 15 HP, 380 - 480 VAC, IP66 / NEMA 4X, RFI Class A1/B (cable len)(C1), No brake chopper FC-202P11KT4E66H3XGX1XXSXXXXAXBXXXXDX	131H9851	Buy on EAN
VLT® AutomationDrive FC 300 22 KW / 30 HP, 380 - 480 VAC, IP21 / Type 1, RFI Class A2 (C3), No brake chopper Further options according to typecode	131B3714	Buy on EAN

VLT® AutomationDrive FC 300 0.37 KW / 0.50 HP, 380 - 500 VAC, IP20 / Chassis, RFI Class A1/B (C1), No brake chopper Further options according to typecode	131B4790	Buy on EAN
VLT® HVAC Drive FC 102 90 KW / 125 HP, 380 - 480 VAC, No brake chopper, IP20 / Chassis, RFI Class A2 (C3), No A Option, MCB-109 I/O, RTC Back-up, Not coated PCB, No Mains Option FC-102P90KT4E20H2XGXXXXSXXXXAXB0CXXXXDX	131H8761	Buy on EAN
VLT® AQUA Drive FC 200 7.5 KW / 10 HP, 380 - 480 VAC, IP20 / Chassis, RFI Class A2 (C3), No brake chopper FC-202P7K5T4E20H2XGXXXXSXXXXAXBXC5XXDX	131N0159	Buy on EAN
VLT® AutomationDrive FC 300 1.5 KW / 2.0 HP, 380 - 500 VAC, IP20 / Chassis, RFI Class A1/B (C1), No brake chopper Further options according to typecode	131B0874	Buy on EAN
VLT® HVAC Drive FC 102 2.2 KW / 3.0 HP, 380 - 480 VAC, No brake chopper, IP20 / Chassis, RFI Class A1/B (C1), LonWorks MCA 108, No B Option, Not coated PCB, No Mains Option FC-102P2K2T4E20H1XGXXXXSXXXXAGBXCXXXXDX	131F1907	Buy on EAN
VLT® HVAC Drive FC 102 11 KW / 15 HP, 380 - 480 VAC, Safe Stop, IP20 / Chassis, RFI Class A1/B (C1), PROFINET MCA 120, No B Option, Not coated PCB, No Mains Option FC-102P11KT4E20H1TGXXXXSXXXXALBXCXXXXDX	134F7277	Buy on EAN
VLT® AQUA Drive FC 200 7.5 KW / 10 HP, 380 - 480 VAC, IP20 / Chassis, RFI Class A2 (C3), No brake chopper FC-202P7K5T4E20H2XXXXXSXXXXA4BXCXXXXDX	131G1379	Buy on EAN
VLT® AutomationDrive FC 300 45 KW / 60 HP, 380 - 500 VAC, IP21 / Type 1, RFI Class A1/B (C1), No brake chopper Further options according to typecode	131B4578	Buy on EAN
VLT® AQUA Drive FC 200 30 KW / 40 HP, 380 - 480 VAC, IP20 / Chassis, RFI Class A1/B (C1), No brake chopper FC-202P30KT4E20H1XGXXXXSXXXXA0BXCXXXXDX	131H3039	Buy on EAN
VLT® HVAC Drive FC 102 132 KW / 200 HP, 380 - 480 VAC, No brake chopper, IP54/Type 12+main shield, RFI class A1 (C2), No A Option, No B Option, Not coated PCB, No Mains Option FC-102P132T4E5MH4XGXXXXSXXXXAXBXCXXXXDX	131F8079	Buy on EAN
VLT® AutomationDrive FC 300 0.75 KW / 1.0 HP, 380 - 480 VAC, IP20 / Chassis A1 Frame, RFI Class A2 (C3), Brake chopper Further options according to typecode	131B2697	Buy on EAN
VLT® HVAC Drive FC 102 160 KW / 250 HP, 380 - 480 VAC, No brake chopper, IP54/Type 12+main shield, RFI Class A2 (C3), No A Option, No B Option, Not coated PCB, No Mains Option FC-102P160T4E5MH2XGXXXXSXXXXAXBXCXXXXDX	131F8076	Buy on EAN
VLT® HVAC Drive FC 102 110 KW / 150 HP, 380 - 480 VAC, No brake chopper, IP54/Type 12+main shield, RFI Class A2 (C3), No A Option, No B Option, Not coated PCB, No Mains Option FC-102P110T4E5MH2XGXXXXSXXXXAXBXCXXXXDX	131F8077	Buy on EAN
VLT® HVAC Drive FC 102 200 KW / 300 HP, 380 - 480 VAC, No brake chopper, IP54/Type 12+main shield, RFI Class A2 (C3), No A Option, No B Option, Not coated PCB, No Mains Option FC-102P200T4E5MH2XGXXXXSXXXXAXBXCXXXXDX	131F8075	Buy on EAN

VLT® AQUA Drive FC 200 22 KW / 30 HP, 380 - 480 VAC, IP55 / Type 12, RFI Class A1/B (cable len)(C1), No brake chopper FC-202P22KT4E55H3XGXXXXSXXXXAXBXCXXXXXDX	131F0878	Buy on EAN
VLT® AQUA Drive FC 200 22 KW / 30 HP, 380 - 480 VAC, IP20 / Chassis, RFI Class A2 (C3), No brake chopper FC-202P22KT4E20H2XNXXXXSXXXXA0BXCXXXXXDX	131G1579	Buy on EAN
VLT® AQUA Drive FC 200 11 KW / 15 HP, 380 - 480 VAC, IP55 / Type 12, RFI Class A1/B (cable len)(C1), No brake chopper FC-202P11KT4E55H3XGXXXXSXXXXAXBXCXXXXXDX	131F0873	Buy on EAN
VLT® HVAC Drive FC 102 315 KW / 450 HP, 380 - 480 VAC, Safe Stop, IP20 / Chassis, RFI Class A2 (C3), No A Option, No B Option, Coated PCB, No Mains Option FC-102N315T4E20H2TGCXXXXSXXXXAXBXCXXXXXDX	134F9232	Buy on EAN
VLT® AutomationDrive FC 300 3.0 KW / 4.0 HP, 380 - 480 VAC, IP20 / Chassis, RFI Class A1/B (C1), No brake chopper Further options according to typecode	131B0981	Buy on EAN
VLT® AQUA Drive FC 200 18.5 KW / 25 HP, 380 - 480 VAC, IP55 / Type 12, RFI Class A1/B (cable len)(C1), No brake chopper FC-202P18KT4E55H3XGXXXXSXXXXAXBXCXXXXXDX	131F0877	Buy on EAN
VLT® AutomationDrive FC 300 7.5 KW / 10 HP, 200 - 240 VAC, IP66 / NEMA 4X, RFI Class A2 (C3), No brake chopper Further options according to typecode	131L4281	Buy on EAN
VLT® AutomationDrive FC 300 45 KW / 60 HP, 380 - 500 VAC, IP55 / Type12 Backplate, RFI Class A1/B (C1), Brake chopper Further options according to typecode	131H2343	Buy on EAN
VLT® HVAC Drive FC 102 75 KW / 100 HP, 380 - 480 VAC, Safe Stop, IP20 / Chassis, RFI Class A1/B (cable len)(C1), No A Option, No B Option, Not coated PCB, No Mains Option FC-102P75KT4E20H3TGXXXXSXXXXAXBXCXXXXXDX	131U8899	Buy on EAN
VLT® HVAC Drive FC 102 11 KW / 15 HP, 380 - 480 VAC, No brake chopper, IP20 / Chassis, RFI Class A2 (C3), No A Option, No B Option, Not coated PCB, No Mains Option FC-102P11KT4E20H2XXXXXSXXXXAXBXCXXXXXDX	131F3119	Buy on EAN
VLT® AQUA Drive FC 200 5.5 KW / 7.5 HP, 380 - 480 VAC, IP20 / Chassis, RFI Class A1/B (C1), No brake chopper FC-202P5K5T4E20H1XXXXXSXXXXAXBXCXXXXXDX	131F3110	Buy on EAN
VLT® HVAC Drive FC 102 110 KW / 150 HP, 380 - 480 VAC, No brake chopper, IP54 / Type 12, RFI class A1 (C2), No A Option, No B Option, Coated PCB, No Mains Option FC-102P110T4E54H4XGXXXXSXXXXAXBXCXXXXXDX	131F9671	Buy on EAN
VLT® AutomationDrive FC 300 1.5 KW / 2.0 HP, 380 - 480 VAC, IP20 / Chassis A1 Frame, RFI Class A2 (C3), Safe Stop Further options according to typecode	131B5691	Buy on EAN
VLT® AQUA Drive FC 200 3.0 KW / 4.0 HP, 380 - 480 VAC, IP55 / Type 12, RFI Class A1/B (C1), No brake chopper FC-202P3K0T4E55H1XGXXXXSXXXXA0BXCXXXXXDX	131F6877	Buy on EAN
VLT® HVAC Drive FC 102 132 KW / 200 HP, 380 - 480 VAC, No brake chopper, IP54 / Type 12, RFI Class A2 (C3), No A Option, No B Option, Coated PCB, No Mains Option FC-102P132T4E54H2XGXXXXSXXXXAXBXCXXXXXDX	131L4910	Buy on EAN

VLT® AutomationDrive FC 300 0.55 KW / 0.75 HP, 380 - 500 VAC, IP20 / Chassis, RFI Class A1/B (C1), No brake chopper Further options according to typecode	131B0402	Buy on EAN
VLT® HVAC Drive FC 102 5.5 KW / 7.5 HP, 200 - 240 VAC, No brake chopper, IP20 / Chassis, RFI Class A2 (C3), LonWorks MCA 108, No B Option, Not coated PCB, No Mains Option FC-102P5K5T2E20H2XNXXXXSXXXXAGBXCXXXXDX	131Z7364	Buy on EAN
VLT® HVAC Drive FC 102 7.5 KW / 10 HP, 200 - 240 VAC, No brake chopper, IP20 / Chassis, RFI Class A2 (C3), LonWorks MCA 108, No B Option, Not coated PCB, No Mains Option FC-102P7K5T2E20H2XNXXXXSXXXXAGBXCXXXXDX	131Z7363	Buy on EAN
VLT® HVAC Drive FC 102 11 KW / 15 HP, 200 - 240 VAC, No brake chopper, IP20 / Chassis, RFI Class A2 (C3), LonWorks MCA 108, No B Option, Not coated PCB, No Mains Option FC-102P11KT2E20H2XNXXXXSXXXXAGBXCXXXXDX	131Z7362	Buy on EAN
VLT® HVAC Drive FC 102 15 KW / 20 HP, 200 - 240 VAC, No brake chopper, IP20 / Chassis, RFI Class A2 (C3), LonWorks MCA 108, No B Option, Not coated PCB, No Mains Option FC-102P15KT2E20H2XNXXXXSXXXXAGBXCXXXXDX	131Z7361	Buy on EAN
VLT® HVAC Drive FC 102 2.2 KW / 3.0 HP, 380 - 480 VAC, No brake chopper, IP20 / Chassis, RFI Class A2 (C3), PROFIBUS DP MCA 101, No B Option, Not coated PCB, No Mains Option FC-102P2K2T4E20H2XGXXXXSXXXXA0BXCXXXXDX	131G0611	Buy on EAN
VLT® AQUA Drive FC 200 37 KW / 50 HP, 380 - 480 VAC, IP21 / Type 1, RFI Class A2 (C3), No brake chopper FC-202P37KT4E21H2XGXXXXSXXXXAXBXCXXXXDX	131B9044	Buy on EAN
VLT® AQUA Drive FC 200 37 KW / 50 HP, 380 - 480 VAC, IP55 / Type 12, RFI Class A1/B (C1), No brake chopper FC-202P37KT4E55H1XGXXXXSXXXXAXBXCXXXXDX	131B9046	Buy on EAN
VLT® AQUA Drive FC 200 37 KW / 50 HP, 380 - 480 VAC, IP21 / Type 1, RFI Class A2 (C3), No brake chopper FC-202P37KT4E21H2XGXXXXSXXXXAXBXCXXXXDX	131B9041	Buy on EAN
VLT® AQUA Drive FC 200 37 KW / 50 HP, 380 - 480 VAC, IP21 / Type 1, RFI Class A1/B (C1), No brake chopper FC-202P37KT4E21H1XGXXXXSXXXXAXBXCXXXXDX	131B9043	Buy on EAN
VLT® AutomationDrive FC 300 11 KW / 15 HP, 380 - 480 VAC, IP55 / Type 12, RFI Class A1/B (C1), Brake chopper Further options according to typecode	131B1181	Buy on EAN
VLT® AutomationDrive FC 300 132 KW / 200 HP, 380 - 500 VAC, IP21 / Type 1, RFI class A1 (C2), No brake chopper Further options according to typecode	131B5931	Buy on EAN
VLT® AutomationDrive FC 300 160 KW / 250 HP, 380 - 500 VAC, IP21 / Type 1, RFI class A1 (C2), No brake chopper Further options according to typecode	131B5932	Buy on EAN
VLT® AutomationDrive FC 300 55 KW / 75 HP, 380 - 500 VAC, IP20 / Chassis, RFI Class A2 (C3), Brake chopper Further options according to typecode	131H3542	Buy on EAN

VLT® AutomationDrive FC 300 132 KW / 200 HP, 380 - 500 VAC, IP21 / Type 1, RFI class A1 (C2), No brake chopper Further options according to typecode	131B5938	Buy on EAN
VLT® AutomationDrive FC 300 11 KW / 15 HP, 380 - 500 VAC, IP20 / Chassis, RFI Class A1/B (C1), Brake chopper Further options according to typecode	131G2175	Buy on EAN
VLT® HVAC Drive FC 102 37 KW / 50 HP, 380 - 480 VAC, No brake chopper, IP55 / Type 12, RFI Class A1/B (cable len)(C1), No A Option, No B Option, Not coated PCB, No Mains Option FC-102P37KT4E55H3XGXXXXSXXXXAXBXXXXDX	131B6976	Buy on EAN
VLT® AutomationDrive FC 300 0.37 KW / 0.50 HP, 380 - 480 VAC, IP20 / Chassis, RFI Class A1/B (C1), No brake chopper Further options according to typecode	131B0898	Buy on EAN
VLT® HVAC Drive FC 102 200 KW / 300 HP, 525 - 690 VAC *, Safe Stop, IP20 / Chassis, RFI Class A2 (C3), No A Option, No B Option, Coated PCB, No Mains Option FC-102N200T7E20H2TGCXXXSXXXXAXBXXXXDX	134L0398	Buy on EAN
VLT® AutomationDrive FC 300 11 KW / 15 HP, 380 - 500 VAC, IP20 / Chassis, RFI Class A2 (C3), Brake chopper Further options according to typecode	131F8653	Buy on EAN
VLT® AutomationDrive FC 300 11 KW / 15 HP, 380 - 500 VAC, IP21 / Type 1, RFI Class A1/B (C1), No brake chopper Further options according to typecode	131B3192	Buy on EAN
VLT® AutomationDrive FC 300 0.37 KW / 0.50 HP, 200 - 240 VAC, IP20 / Chassis, RFI Class A2 (C3), No brake chopper Further options according to typecode	131H3145	Buy on EAN
VLT® AutomationDrive FC 300 15 KW / 20 HP, 380 - 500 VAC, IP20 / Chassis, RFI Class A1/B (C1), No brake chopper Further options according to typecode	131F8654	Buy on EAN
VLT® AutomationDrive FC 300 15 KW / 20 HP, 380 - 500 VAC, IP20 / Chassis, RFI Class A1/B (C1), Brake chopper Further options according to typecode	131F8655	Buy on EAN
VLT® AutomationDrive FC 300 11 KW / 15 HP, 380 - 500 VAC, IP55 / Type 12, RFI Class A1/B (C1), No brake chopper Further options according to typecode	131B3198	Buy on EAN
VLT® HVAC Drive FC 102 450 KW / 600 HP, 380 - 480 VAC, Safe Stop, IP54 / Type 12, RFI Class A2 (C3), No A Option, No B Option, Coated PCB, Mains Disconnect + Fuse FC-102P450T4E54H2TGC3XXSXXXXAXBXXXXDX	131L2852	Buy on EAN
VLT® HVAC Drive FC 102 1.1 KW / 1.5 HP, 380 - 480 VAC, No brake chopper, IP20 / Chassis, RFI Class A2 (C3), No A Option, No B Option, Not coated PCB, No Mains Option FC-102P1K1T4E20H2XXXXXSXXXXAXBXXXXDX	131B4991	Buy on EAN
VLT® HVAC Drive FC 102 2.2 KW / 3.0 HP, 380 - 480 VAC, No brake chopper, IP20 / Chassis, RFI Class A2 (C3), No A Option, No B Option, Not coated PCB, No Mains Option FC-102P2K2T4E20H2XXXXXSXXXXAXBXXXXDX	131B4993	Buy on EAN
VLT® HVAC Drive FC 102 15 KW / 20 HP, 380 - 480 VAC, No brake chopper, IP20 / Chassis, RFI Class A1/B (C1), PROFIBUS DP MCA 101, No B Option, Not coated PCB, No Mains Option FC-102P15KT4E20H1XGXXXXSXXXXA0BXXXXDX	131F9850	Buy on EAN

VLT® HVAC Drive FC 102 4.0 KW / 5.5 HP, 380 - 480 VAC, No brake chopper, IP20 / Chassis, RFI Class A2 (C3), No A Option, No B Option, Not coated PCB, No Mains Option FC-102P4K0T4E20H2XXXXXSXXXXAXBXCXXXXDX	131B4995	Buy on EAN
VLT® HVAC Drive FC 102 7.5 KW / 10 HP, 380 - 480 VAC, No brake chopper, IP20 / Chassis, RFI Class A2 (C3), No A Option, No B Option, Not coated PCB, No Mains Option FC-102P7K5T4E20H2XXXXXSXXXXAXBXCXXXXDX	131B4997	Buy on EAN
VLT® HVAC Drive FC 102 5.5 KW / 7.5 HP, 380 - 480 VAC, No brake chopper, IP20 / Chassis, RFI Class A2 (C3), No A Option, No B Option, Not coated PCB, No Mains Option FC-102P5K5T4E20H2XXXXXSXXXXAXBXCXXXXDX	131B4996	Buy on EAN
VLT® AQUA Drive FC 200 11 KW / 15 HP, 380 - 480 VAC, IP20 / Chassis, RFI Class A1/B (C1), No brake chopper FC-202P11KT4E20H1XXCXXXSXXXXA0BXCXXXXDX	131H2238	Buy on EAN
VLT® HVAC Drive FC 102 132 KW / 200 HP, 380 - 480 VAC, Brake chopper + Safe stop, IP20 / Chassis, RFI Class A2 (C3), PROFIBUS DP MCA 101, No B Option, Coated PCB, No Mains Option FC-102N132T4E20H2UGCXXXSXXXXA0BXCXXXXDX	134G5609	Buy on EAN
VLT® AutomationDrive FC 300 0.55 KW / 0.75 HP, 200 - 240 VAC, IP20 / Chassis, RFI Class A1/B (C1), Brake chopper Further options according to typecode	131F7941	Buy on EAN
VLT® AutomationDrive FC 300 2.2 KW / 3.0 HP, 200 - 240 VAC, IP20 / Chassis, RFI Class A1/B (C1), Brake chopper Further options according to typecode	131F7940	Buy on EAN
VLT® HVAC Drive FC 102 630 KW / 900 HP, 380 - 480 VAC, No brake chopper, IP54 / Type 12, RFI Class A2 (C3), No A Option, No B Option, Coated PCB, Fuse FC-102P630T4E54H2XGC7XKSXXXXAXBXCXXXXDX	134G1948	Buy on EAN
VLT® HVAC Drive FC 102 22 KW / 30 HP, 380 - 480 VAC, Safe Stop, IP20 / Chassis, RFI Class A2 (C3), PROFINET MCA 120, No B Option, Not coated PCB, No Mains Option FC-102P22KT4E20H2TGXXXXSXXXXALBXCXXXXDX	134L8387	Buy on EAN
VLT® HVAC Drive FC 102 11 KW / 15 HP, 380 - 480 VAC, No brake chopper, IP20 / Chassis, RFI Class A2 (C3), No A Option, No B Option, Coated PCB, No Mains Option FC-102P11KT4E20H2XGCXXXSXXXXAXBXCXXXXDX	131F7949	Buy on EAN
VLT® AutomationDrive FC 300 0.37 KW / 0.50 HP, 380 - 480 VAC, IP20 / Chassis, RFI Class A2 (C3), No brake chopper Further options according to typecode	131B0886	Buy on EAN
VLT® AutomationDrive FC 300 250 KW / 350 HP, 380 - 500 VAC, IP54 Hybrid LHD elect., LHD + Class A1 RFI, No brake chopper Further options according to typecode	131Z3864	Buy on EAN
VLT® AutomationDrive FC 300 0.37 KW / 0.50 HP, 380 - 480 VAC, IP20 / Chassis, RFI Class A2 (C3), No brake chopper Further options according to typecode	131B0885	Buy on EAN
VLT® AutomationDrive FC 300 11 KW / 15 HP, 200 - 240 VAC, IP21 / Type 1, RFI Class A2 (C3), Brake chopper Further options according to typecode	131F2087	Buy on EAN

VLT® HVAC Drive FC 102 2.2 KW / 3.0 HP, 380 - 480 VAC, No brake chopper, IP20 / Chassis, RFI Class A1/B (C1), PROFIBUS DP MCA 101, No B Option, Not coated PCB, No Mains Option FC-102P2K2T4E20H1XXXXXSXXXXA0BXCXXXXDX	131F2086	Buy on EAN
VLT® HVAC Drive FC 102 22 KW / 30 HP, 200 - 240 VAC, No brake chopper, IP20 / Chassis, RFI Class A1/B (C1), LonWorks MCA 108, No B Option, Coated PCB, No Mains Option FC-102P22KT2E20H1XGCXXXSXXXXAGBXCXXXXDX	131Z0127	Buy on EAN
VLT® AQUA Drive FC 200 110 KW / 150 HP, 380 - 480 VAC, IP21 / Type 1, RFI Class A2 (C3), No brake chopper FC-202P110T4E21H2XGXXXXSXXXXAXBYCXXXXDX	131F5966	Buy on EAN
VLT® HVAC Drive FC 102 250 KW / 350 HP, 380 - 480 VAC, Brake chopper, IP20 / Chassis, RFI class A1 (C2), PROFIBUS DP MCA 101, No B Option, Coated PCB, No Mains Option FC-102N250T4E20H4BGCXXXSXXXXA0BXCXXXXDX	134L6697	Buy on EAN
VLT® AQUA Drive FC 200 1.5 KW / 2.0 HP, 380 - 480 VAC, IP66 / NEMA 4X, RFI Class A1/B (C1), Safe Stop FC-202P1K5T4E66H1TGCXXXSXXXXA0BXCXXXXDX	134H1043	Buy on EAN
VLT® AQUA Drive FC 200 3.0 KW / 4.0 HP, 380 - 480 VAC, IP66 / NEMA 4X, RFI Class A1/B (C1), Safe Stop FC-202P3K0T4E66H1TGCXXXSXXXXA0BXCXXXXDX	134H1044	Buy on EAN
VLT® AQUA Drive FC 200 7.5 KW / 10 HP, 380 - 480 VAC, IP55 / Type12 Backplate, RFI Class A2 (C3), No brake chopper FC-202P7K5T4P55H2XGXXXXSXXXXAXBXCXXXXDX	131L6619	Buy on EAN
VLT® HVAC Drive FC 102 37 KW / 50 HP, 380 - 480 VAC, No brake chopper, IP21 / Type 1, RFI Class A2 (C3), No A Option, No B Option, Not coated PCB, No Mains Option FC-102P37KT4E21H2XGXXXXSXXXXAXBXCXXXXDX	131B7004	Buy on EAN
VLT® AutomationDrive FC 300 18.5 KW / 25 HP, 200 - 240 VAC, IP55 / Type 12, RFI Class A1/B (C1), No brake chopper Further options according to typecode	131B6056	Buy on EAN
VLT® AutomationDrive FC 300 18.5 KW / 25 HP, 380 - 500 VAC, IP20 / Chassis, RFI Class A1/B (C1), Brake chopper Further options according to typecode	131G3552	Buy on EAN
VLT® AutomationDrive FC 300 2.2 KW / 3.0 HP, 380 - 480 VAC, IP20 / Chassis, RFI Class A2 (C3), No brake chopper Further options according to typecode	131B0965	Buy on EAN
VLT® HVAC Drive FC 102 55 KW / 75 HP, 380 - 480 VAC, Safe Stop, IP55 / Type 12, RFI Class A2 (C3), BACnet MCA 109, No B Option, Not coated PCB, Mains Disconnect FC-102P55KT4E55H2TGX1XXSXXXXAJBXCXXXXDX	134U6456	Buy on EAN
VLT® AQUA Drive FC 200 15 KW / 20 HP, 200 - 240 VAC, IP55 / Type 12, RFI Class A2 (C3), No brake chopper FC-202P15KT2E55H2XGXXXXSXXXXAXBXCXXXXDX	131B9269	Buy on EAN
VLT® HVAC Drive FC 102 15 KW / 20 HP, 380 - 480 VAC, No brake chopper, IP21 / Type 1, RFI Class A2 (C3), No A Option, No B Option, Not coated PCB, No Mains Option FC-102P15KT4E21H2XXXXXSXXXXAXBXCXXXXDX	131B5005	Buy on EAN
VLT® AutomationDrive FC 300 2.2 KW / 3.0 HP, 380 - 480 VAC, IP20 / Chassis, RFI Class A2 (C3), Brake chopper Further options according to typecode	131B0967	Buy on EAN

VLT® HVAC Drive FC 102 3.7 KW / 5.0 HP, 200 - 240 VAC, No brake chopper, IP55 / Type 12, RFI Class A2 (C3), No A Option, No B Option, Coated PCB, No Mains Option FC-102P3K7T2E55H2XNCXXXSXXXAXBXCXXXDX	131X1358	Buy on EAN
VLT® HVAC Drive FC 102 5.5 KW / 7.5 HP, 200 - 240 VAC, No brake chopper, IP55 / Type 12, RFI Class A2 (C3), No A Option, No B Option, Coated PCB, No Mains Option FC-102P5K5T2E55H2XNCXXXSXXXAXBXCXXXDX	131X1359	Buy on EAN
VLT® HVAC Drive FC 102 1.1 KW / 1.5 HP, 200 - 240 VAC, No brake chopper, IP55 / Type 12, RFI Class A2 (C3), No A Option, No B Option, Coated PCB, No Mains Option FC-102P1K1T2E55H2XNCXXXSXXXAXBXCXXXDX	131X1357	Buy on EAN
VLT® HVAC Drive FC 102 30 KW / 40 HP, 200 - 240 VAC, No brake chopper, IP21 / Type 1, RFI Class A2 (C3), PROFIBUS DP MCA 101, No B Option, Not coated PCB, No Mains Option FC-102P30KT2E21H2XGXXXSXXXA0BXCXXXDX	131F8988	Buy on EAN
VLT® AutomationDrive FC 300 18.5 KW / 25 HP, 380 - 480 VAC, IP21 / Type 1, RFI Class A2 (C3), No brake chopper Further options according to typecode	131B3696	Buy on EAN
VLT® HVAC Drive FC 102 90 KW / 125 HP, 380 - 480 VAC, No brake chopper, IP21 / Type 1, RFI Class A1/B (cable len) (C1), No A Option, No B Option, Not coated PCB, No Mains Option FC-102P90KT4E21H3XGXXXSXXXAXBXCXXXDX	131B8225	Buy on EAN
VLT® HVAC Drive FC 102 30 KW / 40 HP, 380 - 480 VAC, No brake chopper, IP21 / Type 1, RFI Class A2 (C3), No A Option, No B Option, Not coated PCB, No Mains Option FC-102P30KT4E21H2XGXXXSXXXAXBXCXXXDX	131B4978	Buy on EAN
VLT® AQUA Drive FC 200 30 KW / 40 HP, 200 - 240 VAC, IP55 / Type 12, RFI Class A2 (C3), No brake chopper FC-202P30KT2E55H2XGXXXSXXXAXBXCXXXDX	131B9311	Buy on EAN
VLT® HVAC Drive FC 102 22 KW / 30 HP, 380 - 480 VAC, No brake chopper, IP21 / Type 1, RFI Class A2 (C3), No A Option, No B Option, Not coated PCB, No Mains Option FC-102P22KT4E21H2XGXXXSXXXAXBXCXXXDX	131B4977	Buy on EAN
VLT® HVAC Drive FC 102 18.5 KW / 25 HP, 380 - 480 VAC, No brake chopper, IP21 / Type 1, RFI Class A2 (C3), No A Option, No B Option, Not coated PCB, No Mains Option FC-102P18KT4E21H2XGXXXSXXXAXBXCXXXDX	131B4976	Buy on EAN
VLT® HVAC Drive FC 102 15 KW / 20 HP, 380 - 480 VAC, No brake chopper, IP21 / Type 1, RFI Class A2 (C3), No A Option, No B Option, Not coated PCB, No Mains Option FC-102P15KT4E21H2XGXXXSXXXAXBXCXXXDX	131B4975	Buy on EAN
VLT® AutomationDrive FC 300 15 KW / 20 HP, 380 - 500 VAC, IP21 / Type 1, RFI Class A2 (C3), No brake chopper Further options according to typecode	131B8228	Buy on EAN
VLT® AutomationDrive FC 300 5.5 KW / 7.5 HP, 380 - 480 VAC, IP20 / Chassis, RFI Class A2 (C3), No brake chopper Further options according to typecode	131B2624	Buy on EAN
VLT® AutomationDrive FC 300 1.1 KW / 1.5 HP, 200 - 240 VAC, IP55 / Type 12, RFI Class A1/B (C1), No brake chopper Further options according to typecode	131B2627	Buy on EAN

VLT® AutomationDrive FC 300 0.75 KW / 1.0 HP, 200 - 240 VAC, IP20 / Chassis, RFI Class A2 (C3), No brake chopper Further options according to typecode	131B2334	Buy on EAN
VLT® AQUA Drive FC 200 22 KW / 30 HP, 380 - 480 VAC, IP21 / Type 1, RFI Class A2 (C3), No brake chopper FC-202P22KT4E21H2XGXXXXSXXXXA0BXCXXXXX	131F4815	Buy on EAN
VLT® HVAC Drive FC 102 37 KW / 50 HP, 380 - 480 VAC, No brake chopper, IP20 / Chassis, RFI Class A1/B (C1), LonWorks MCA 108, No B Option, Coated PCB, No Mains Option FC-102P37KT4E20H1XGCXXXXSXXXXAGBXCXXXXX	131U7068	Buy on EAN
VLT® AutomationDrive FC 300 315 KW / 450 HP, 380 - 500 VAC, IP54 / Type 12, RFI class A1 (C2), Brake chopper Further options according to typecode	131F5543	Buy on EAN
VLT® AutomationDrive FC 300 1.5 KW / 2.0 HP, 200 - 240 VAC, IP55 / Type 12, RFI Class A1/B (C1), No brake chopper Further options according to typecode	131B2628	Buy on EAN
VLT® AutomationDrive FC 300 355 KW / 500 HP, 380 - 500 VAC, IP54 / Type 12, RFI class A1 (C2), No brake chopper Further options according to typecode	131F5547	Buy on EAN
VLT® AutomationDrive FC 300 3.0 KW / 4.0 HP, 380 - 500 VAC, IP20 / Chassis, RFI Class A1/B (C1), Brake chopper Further options according to typecode	131F2266	Buy on EAN
VLT® AutomationDrive FC 300 110 KW / 150 HP, 380 - 500 VAC, IP00 / Chassis, RFI class A1 (C2), No brake chopper Further options according to typecode	131B6835	Buy on EAN
VLT® AutomationDrive FC 300 110 KW / 150 HP, 380 - 500 VAC, IP21 / Type 1, RFI Class A2 (C3), No brake chopper Further options according to typecode	131B6836	Buy on EAN
VLT® AutomationDrive FC 300 30 KW / 40 HP, 380 - 480 VAC, IP21 / Type 1, RFI Class A2 (C3), No brake chopper Further options according to typecode	131B6832	Buy on EAN
VLT® AQUA Drive FC 200 55 KW / 75 HP, 380 - 480 VAC, IP20 / Chassis, RFI Class A1/B (C1), Brake chopper + Safe stop FC-202P55KT4E20H1UGCDXXSXXXXAXBXCXXXXX	131N0048	Buy on EAN
VLT® AutomationDrive FC 300 110 KW / 150 HP, 380 - 500 VAC, IP54 / Type 12, RFI Class A2 (C3), No brake chopper Further options according to typecode	131B6838	Buy on EAN
VLT® HVAC Drive FC 102 1.1 KW / 1.5 HP, 200 - 240 VAC, No brake chopper, IP55 / Type 12, RFI Class A1/B (C1), LonWorks MCA 108, No B Option, Coated PCB, No Mains Option FC-102P1K1T2E55H1XGCXXXXSXXXXAGBXCXXXXX	131U7207	Buy on EAN
VLT® HVAC Drive FC 102 2.2 KW / 3.0 HP, 200 - 240 VAC, No brake chopper, IP55 / Type 12, RFI Class A1/B (C1), LonWorks MCA 108, No B Option, Coated PCB, No Mains Option FC-102P2K2T2E55H1XGCXXXXSXXXXAGBXCXXXXX	131U7206	Buy on EAN
VLT® HVAC Drive FC 102 11 KW / 15 HP, 200 - 240 VAC, No brake chopper, IP55 / Type 12, RFI Class A1/B (C1), LonWorks MCA 108, No B Option, Coated PCB, No Mains Option FC-102P11KT2E55H1XGCXXXXSXXXXAGBXCXXXXX	131U7205	Buy on EAN
VLT® AQUA Drive FC 200 22 KW / 30 HP, 200 - 240 VAC, IP20 / Chassis, RFI Class A2 (C3), No brake chopper FC-202P22KT2E20H2XGXXXXSXXXXAXBXCXXXXX	131H5475	Buy on EAN

VLT® AQUA Drive FC 200 11 KW / 15 HP, 380 - 480 VAC, IP20 / Chassis, RFI Class A1/B (C1), No brake chopper FC-202P11KT4E20H1XXXXXSXXXXAXBXCXXXXDX	131F7881	Buy on EAN
VLT® AutomationDrive FC 300 2.2 KW / 3.0 HP, 380 - 480 VAC, IP20 / Chassis, RFI Class A2 (C3), Brake chopper Further options according to typecode	131B5239	Buy on EAN
VLT® AutomationDrive FC 300 2.2 KW / 3.0 HP, 380 - 480 VAC, IP66 / NEMA 4X, RFI Class A1/B (C1), No brake chopper Further options according to typecode	131B5236	Buy on EAN
VLT® AutomationDrive FC 300 7.5 KW / 10 HP, 380 - 480 VAC, IP66 / NEMA 4X, RFI Class A1/B (C1), No brake chopper Further options according to typecode	131B5235	Buy on EAN
VLT® AQUA Drive FC 200 1.1 KW / 1.5 HP, 380 - 480 VAC, IP20 / Chassis, RFI Class A2 (C3), No brake chopper FC-202P1K1T4E20H2XNXXXXSXXXXAXBXCXXXXDX	131F1518	Buy on EAN
VLT® AQUA Drive FC 200 1.5 KW / 2.0 HP, 380 - 480 VAC, IP20 / Chassis, RFI Class A2 (C3), No brake chopper FC-202P1K5T4E20H2XNXXXXSXXXXAXBXCXXXXDX	131F1519	Buy on EAN
VLT® AutomationDrive FC 300 0.37 KW / 0.50 HP, 380 - 500 VAC, IP20 / Chassis, RFI Class A2 (C3), No brake chopper Further options according to typecode	131B2939	Buy on EAN
VLT® AutomationDrive FC 300 200 KW / 300 HP, 380 - 500 VAC, IP54 / Type 12, RFI Class A2 (C3), No brake chopper Further options according to typecode	131X3266	Buy on EAN
VLT® AutomationDrive FC 300 400 KW / 550 HP, 380 - 500 VAC, IP00 / Chassis, RFI Class A2 (C3), No brake chopper Further options according to typecode	131B6905	Buy on EAN
VLT® HVAC Drive FC 102 315 KW / 450 HP, 380 - 480 VAC, No brake chopper, IP54 / Type 12, RFI class A1 (C2), PROFIBUS DP MCA 101, No B Option, Coated PCB, No Mains Option FC-102N315T4E54H4XGCXXXSXXXXA0BXCXXXXDX	134H4584	Buy on EAN
VLT® AQUA Drive FC 200 37 KW / 50 HP, 380 - 480 VAC, IP20 / Chassis, RFI Class A2 (C3), No brake chopper FC-202P37KT4E20H2XGXDXXSXXXXAXBXCXXXXDX	131N0263	Buy on EAN
VLT® HVAC Drive FC 102 37 KW / 50 HP, 380 - 480 VAC, No brake chopper, IP20 / Chassis, RFI Class A2 (C3), No A Option, No B Option, Coated PCB, No Mains Option FC-102P37KT4E20H2XGCXXXSXXXXAXBXCXXXXDX	131H4027	Buy on EAN
VLT® AQUA Drive FC 200 75 KW / 100 HP, 380 - 480 VAC, IP20 / Chassis, RFI Class A2 (C3), No brake chopper FC-202P75KT4E20H2XGXXXXSXXXXA0BYCXXXXD0	131X2590	Buy on EAN
VLT® AutomationDrive FC 300 18.5 KW / 25 HP, 200 - 240 VAC, IP20 / Chassis, RFI Class A2 (C3), No brake chopper Further options according to typecode	131G9558	Buy on EAN
VLT® AQUA Drive FC 200 22 KW / 30 HP, 380 - 480 VAC, IP20 / Chassis, RFI Class A1/B (C1), No brake chopper FC-202P22KT4E20H1XGXXXXSXXXXA0BYCXXXXDX	131G1585	Buy on EAN
VLT® AutomationDrive FC 300 2.2 KW / 3.0 HP, 380 - 500 VAC, IP20 / Chassis, RFI Class A1/B (C1), Brake chopper Further options according to typecode	131G0033	Buy on EAN

VLT® AQUA Drive FC 200 5.5 KW / 7.5 HP, 380 - 480 VAC, IP20 / Chassis, RFI Class A2 (C3), No brake chopper FC-202P5K5T4E20H2XGXXXXXXXAXBPCXXXXDX	131F4037	Buy on EAN
VLT® AutomationDrive FC 300 75 KW / 100 HP, 380 - 500 VAC, IP20 / Chassis, RFI Class A2 (C3), Brake chopper Further options according to typecode	131H2939	Buy on EAN
VLT® HVAC Drive FC 102 132 KW / 200 HP, 380 - 480 VAC, No brake chopper, IP54/Type 12+main shield, RFI class A1 (C2), PROFIBUS DP MCA 101, No B Option, Not coated PCB, Mains Disconnect + Fuse FC-102P132T4E5MH4XGX3XXSXXXXA0BXCXXXXDX	131F8254	Buy on EAN
VLT® AQUA Drive FC 200 1.5 KW / 2.0 HP, 380 - 480 VAC, IP20 / Chassis, RFI Class A2 (C3), No brake chopper FC-202P1K5T4E20H2XGXXXXXXXA0BXCXXXXDX	131H2933	Buy on EAN
VLT® AQUA Drive FC 200 1.5 KW / 2.0 HP, 380 - 480 VAC, IP20 / Chassis, RFI Class A2 (C3), No brake chopper FC-202P1K5T4E20H2XXXXXXSXXXXA0BXCXXXXDX	131H2932	Buy on EAN
VLT® AQUA Drive FC 200 90 KW / 125 HP, 380 - 480 VAC, IP20 / Chassis, RFI Class A2 (C3), No brake chopper FC-202P90KT4E20H2XGXXXXXXXA0BXCXXXXDX	131G0780	Buy on EAN
VLT® AutomationDrive FC 300 0.75 KW / 1.0 HP, 380 - 480 VAC, IP20 / Chassis, RFI Class A2 (C3), Brake chopper Further options according to typecode	131B1827	Buy on EAN
VLT® AutomationDrive FC 300 0.55 KW / 0.75 HP, 380 - 500 VAC, IP20 / Chassis, RFI Class A2 (C3), Brake chopper Further options according to typecode	131B1824	Buy on EAN
VLT® AutomationDrive FC 300 7.5 KW / 10 HP, 380 - 500 VAC, IP55 / Type 12, RFI Class A2 (C3), No brake chopper Further options according to typecode	131B3465	Buy on EAN
VLT® AQUA Drive FC 200 7.5 KW / 10 HP, 380 - 480 VAC, IP20 / Chassis, RFI Class A2 (C3), No brake chopper FC-202P7K5T4E20H2XGXXXXXXXALBXCXXXXDX	134F2143	Buy on EAN
VLT® AQUA Drive FC 200 18.5 KW / 25 HP, 380 - 480 VAC, IP20 / Chassis, RFI Class A2 (C3), No brake chopper FC-202P18KT4E20H2XGXXXXXXXALBXCXXXXDX	134F2142	Buy on EAN
VLT® AQUA Drive FC 200 4.0 KW / 5.5 HP, 380 - 480 VAC, IP20 / Chassis, RFI Class A2 (C3), No brake chopper FC-202P4K0T4E20H2XGXXXXXXXALBXCXXXXDX	134F2141	Buy on EAN
VLT® AQUA Drive FC 200 11 KW / 15 HP, 380 - 480 VAC, IP20 / Chassis, RFI Class A2 (C3), No brake chopper FC-202P11KT4E20H2XGXXXXXXXALBXCXXXXDX	134F2140	Buy on EAN
VLT® HVAC Drive FC 102 1.1 KW / 1.5 HP, 380 - 480 VAC, No brake chopper, IP55 / Type 12, RFI Class A1/B (C1), LonWorks MCA 108, No B Option, Not coated PCB, No Mains Option FC-102P1K1T4E55H1XGXXXXXXXAGBXCXXXXDX	131F0416	Buy on EAN
VLT® HVAC Drive FC 102 11 KW / 15 HP, 380 - 480 VAC, Safe Stop, IP20 / Chassis, RFI Class A2 (C3), PROFIBUS DP MCA 101, No B Option, Not coated PCB, No Mains Option FC-102P11KT4E20H2TGXXXXXXXA0BXCXXXXDX	131N0462	Buy on EAN

VLT® AutomationDrive FC 300 1.5 KW / 2.0 HP, 380 - 500 VAC, IP20 / Chassis, RFI Class A2 (C3), Brake chopper Further options according to typecode	131B0087	Buy on EAN
VLT® AutomationDrive FC 300 1.1 KW / 1.5 HP, 380 - 500 VAC, IP20 / Chassis, RFI Class A2 (C3), Brake chopper Further options according to typecode	131B0086	Buy on EAN
VLT® AutomationDrive FC 300 0.75 KW / 1.0 HP, 380 - 500 VAC, IP20 / Chassis, RFI Class A2 (C3), Brake chopper Further options according to typecode	131B0085	Buy on EAN
VLT® AutomationDrive FC 300 0.55 KW / 0.75 HP, 380 - 500 VAC, IP20 / Chassis, RFI Class A2 (C3), Brake chopper Further options according to typecode	131B0084	Buy on EAN
VLT® HVAC Drive FC 102 2.2 KW / 3.0 HP, 380 - 480 VAC, No brake chopper, IP20 / Chassis, RFI Class A1/B (C1), No A Option, No B Option, Not coated PCB, No Mains Option FC-102P2K2T4E20H1XXXXXSXXXXAXBKXXXXDX	131B7275	Buy on EAN
VLT® HVAC Drive FC 102 22 KW / 30 HP, 380 - 480 VAC, Safe Stop, IP20 / Chassis, RFI Class A1/B (C1), PROFIBUS DP MCA 101, No B Option, Not coated PCB, No Mains Option FC-102P22KT4E20H1TGXXXXSXXXXA0BKCXXXXD0	131G9314	Buy on EAN
VLT® HVAC Drive FC 102 200 KW / 300 HP, 380 - 480 VAC, No brake chopper, IP54 / Type 12, RFI class A1 (C2), No A Option, No B Option, Not coated PCB, Fuse FC-102P200T4E54H4XGX7XXSXXXXAXBKXXXXDX	131F9111	Buy on EAN
VLT® HVAC Drive FC 102 200 KW / 300 HP, 380 - 480 VAC, No brake chopper, IP54/Type 12+main shield, RFI Class A2 (C3), No A Option, MCB-101 General purp. I/O, Not coated PCB, No Mains Option FC-102P200T4E5MH2XGXXXXSXXXXAXBKXXXXDX	131F7604	Buy on EAN
VLT® HVAC Drive FC 102 250 KW / 350 HP, 380 - 480 VAC, No brake chopper, IP54/Type 12+main shield, RFI Class A2 (C3), No A Option, MCB-101 General purp. I/O, Not coated PCB, No Mains Option FC-102P250T4E5MH2XGXXXXSXXXXAXBKXXXXDX	131F7605	Buy on EAN
VLT® HVAC Drive FC 102 110 KW / 150 HP, 380 - 480 VAC, No brake chopper, IP54/Type 12+main shield, RFI Class A2 (C3), No A Option, MCB-101 General purp. I/O, Not coated PCB, No Mains Option FC-102P110T4E5MH2XGXXXXSXXXXAXBKXXXXDX	131F7600	Buy on EAN
VLT® AQUA Drive FC 200 3.0 KW / 4.0 HP, 380 - 480 VAC, IP20 / Chassis, RFI Class A1/B (C1), Safe Stop FC-202P3K0T4E20H1TGXXXXSXXXXA0BKCXXXXDX	131G6705	Buy on EAN
VLT® HVAC Drive FC 102 132 KW / 200 HP, 380 - 480 VAC, No brake chopper, IP54/Type 12+main shield, RFI Class A2 (C3), No A Option, MCB-101 General purp. I/O, Not coated PCB, No Mains Option FC-102P132T4E5MH2XGXXXXSXXXXAXBKXXXXDX	131F7602	Buy on EAN
VLT® HVAC Drive FC 102 160 KW / 250 HP, 380 - 480 VAC, No brake chopper, IP54/Type 12+main shield, RFI Class A2 (C3), No A Option, MCB-101 General purp. I/O, Not coated PCB, No Mains Option FC-102P160T4E5MH2XGXXXXSXXXXAXBKXXXXDX	131F7603	Buy on EAN

VLT® AutomationDrive FC 300 4.0 KW / 5.5 HP, 380 - 500 VAC, IP55 / Type 12, RFI Class A1/B (C1), Brake chopper Further options according to typecode	131B2391	Buy on EAN
VLT® AQUA Drive FC 200 55 KW / 75 HP, 380 - 480 VAC, IP55 / Type 12, RFI Class A1/B (C1), No brake chopper FC-202P55KT4E55H1XGX1XXSXXXXALBXCXXXXDX	134L0840	Buy on EAN
VLT® HVAC Drive FC 102 1.1 KW / 1.5 HP, 380 - 480 VAC, Safe Stop, IP20 / Chassis, RFI Class A1/B (C1), No A Option, No B Option, Not coated PCB, No Mains Option FC-102P1K1T4E20H1TGXXXXSXXXXAXBXCXXXXDX	131F0803	Buy on EAN
VLT® AutomationDrive FC 300 2.2 KW / 3.0 HP, 380 - 500 VAC, IP20 / Chassis, RFI Class A1/B (C1), No brake chopper Further options according to typecode	131B0883	Buy on EAN
VLT® HVAC Drive FC 102 315 KW / 450 HP, 380 - 480 VAC, No brake chopper, IP20 / Chassis, RFI class A1 (C2), No A Option, MCB-101 General purp. I/O, Coated PCB, No Mains Option FC-102N315T4E20H4XGCXXXXSXXXXAXBKXXXXDX	134G7240	Buy on EAN
VLT® AQUA Drive FC 200 11 KW / 15 HP, 380 - 480 VAC, IP20 / Chassis, RFI Class A2 (C3), No brake chopper FC-202P11KT4E20H2XXXXXSXXXXAXBXC5XXDX	131G1361	Buy on EAN
VLT® HVAC Drive FC 102 7.5 KW / 10 HP, 380 - 480 VAC, No brake chopper, IP55 / Type 12, RFI Class A1/B (C1), No A Option, No B Option, Coated PCB, No Mains Option FC-102P7K5T4E55H1XGCXXXSXXXXAXBXCXXXXDX	131B7189	Buy on EAN
VLT® AutomationDrive FC 300 0.37 KW / 0.50 HP, 380 - 480 VAC, IP20 / Chassis, RFI Class A2 (C3), No brake chopper Further options according to typecode	131B0884	Buy on EAN
VLT® AQUA Drive FC 200 18.5 KW / 25 HP, 200 - 240 VAC, IP20 / Chassis, RFI Class A2 (C3), No brake chopper FC-202P18KT2E20H2XGCXXXSXXXXAXBXCXXXXDX	131L9371	Buy on EAN
VLT® HVAC Drive FC 102 3.0 KW / 4.0 HP, 380 - 480 VAC, No brake chopper, IP20 / Chassis, RFI Class A1/B (C1), No A Option, No B Option, Not coated PCB, No Mains Option FC-102P3K0T4E20H1XXXXXSXXXXAXBXCXXXXDX	131B7532	Buy on EAN
VLT® HVAC Drive FC 102 315 KW / 450 HP, 380 - 480 VAC, No brake chopper, IP54 / Type 12, RFI Class A2 (C3), No A Option, No B Option, Coated PCB, Fuse FC-102P315T4E54H2XGC7XXSXXXXAXBXCXXXXDX	131G5448	Buy on EAN
VLT® AutomationDrive FC 300 18.5 KW / 25 HP, 380 - 480 VAC, IP21 / Type 1, RFI Class A2 (C3), No brake chopper Further options according to typecode	131B3697	Buy on EAN
VLT® HVAC Drive FC 102 315 KW / 450 HP, 380 - 480 VAC, No brake chopper, IP54/Type 12+main shield, RFI class A1 (C2), No A Option, No B Option, Coated PCB, Mains Disconnect + Fuse FC-102P315T4E5MH4XGC3XXSXXXXAXBXCXXXXDX	131F8006	Buy on EAN
VLT® AQUA Drive FC 200 1.5 KW / 2.0 HP, 380 - 480 VAC, IP66 / NEMA 4X, RFI Class A1/B (C1), Safe Stop FC-202P1K5T4E66H1TGXXXXSXXXXAXBXCXXXXDX	134H0874	Buy on EAN
VLT® AutomationDrive FC 300 18.5 KW / 25 HP, 380 - 480 VAC, IP21 / Type 1, RFI Class A1/B (C1), No brake chopper Further options according to typecode	131B3691	Buy on EAN

VLT® AutomationDrive FC 300 5.5 KW / 7.5 HP, 200 - 240 VAC, IP20 / Chassis, RFI Class A2 (C3), Brake chopper Further options according to typecode	131F8732	Buy on EAN
VLT® AQUA Drive FC 200 18.5 KW / 25 HP, 380 - 480 VAC, IP20 / Chassis, RFI Class A1/B (C1), Safe Stop FC-202P18KT4E20H1TGCXXXSXXXAXBXCXXXDX	131F7735	Buy on EAN
VLT® HVAC Drive FC 102 110 KW / 150 HP, 380 - 480 VAC, No brake chopper, IP54/Type 12+main shield, RFI class A1 (C2), PROFIBUS DP MCA 101, No B Option, Not coated PCB, No Mains Option FC-102P110T4E5MH4XGXXXXSXXXXA0BXCXXXDX	131F7736	Buy on EAN
VLT® HVAC Drive FC 102 4.0 KW / 5.5 HP, 380 - 480 VAC, No brake chopper, IP55 / Type 12, RFI Class A1/B (C1), No A Option, No B Option, Not coated PCB, Mains Disconnect FC-102P4K0T4E55H1XNX1XXSXXXAXBXCXXXDX	131B7536	Buy on EAN
VLT® AutomationDrive FC 300 4.0 KW / 5.5 HP, 380 - 500 VAC, IP20 / Chassis, RFI Class A1/B (C1), Brake chopper Further options according to typecode	131B3320	Buy on EAN
VLT® HVAC Drive FC 102 5.5 KW / 7.5 HP, 380 - 480 VAC, No brake chopper, IP20 / Chassis, RFI Class A1/B (C1), No A Option, No B Option, Not coated PCB, No Mains Option FC-102P5K5T4E20H1XXXXXSXXXAXBXCXXXDX	131B7537	Buy on EAN
VLT® AutomationDrive FC 300 2.2 KW / 3.0 HP, 200 - 240 VAC, IP20 / Chassis, RFI Class A1/B (C1), No brake chopper Further options according to typecode	131B0319	Buy on EAN
VLT® AutomationDrive FC 300 1.5 KW / 2.0 HP, 200 - 240 VAC, IP20 / Chassis, RFI Class A1/B (C1), No brake chopper Further options according to typecode	131B0318	Buy on EAN
VLT® AutomationDrive FC 300 45 KW / 60 HP, 380 - 500 VAC, IP20 / Chassis, RFI Class A2 (C3), No brake chopper Further options according to typecode	131G1566	Buy on EAN
VLT® AQUA Drive FC 200 1.5 KW / 2.0 HP, 380 - 480 VAC, IP20 / Chassis, RFI Class A1/B (C1), No brake chopper FC-202P1K5T4E20H1XGCXXXSXXXAXB0CXXXDX	131G7005	Buy on EAN
VLT® AutomationDrive FC 300 3.0 KW / 4.0 HP, 200 - 240 VAC, IP20 / Chassis, RFI Class A2 (C3), Brake chopper Further options according to typecode	131B0313	Buy on EAN
VLT® AutomationDrive FC 300 0.75 KW / 1.0 HP, 380 - 500 VAC, IP20 / Chassis, RFI Class A2 (C3), Brake chopper Further options according to typecode	131B4369	Buy on EAN
VLT® AutomationDrive FC 300 0.75 KW / 1.0 HP, 200 - 240 VAC, IP20 / Chassis, RFI Class A1/B (C1), No brake chopper Further options according to typecode	131B0317	Buy on EAN
VLT® AutomationDrive FC 300 0.55 KW / 0.75 HP, 200 - 240 VAC, IP20 / Chassis, RFI Class A1/B (C1), No brake chopper Further options according to typecode	131B0316	Buy on EAN
VLT® HVAC Drive FC 102 450 KW / 600 HP, 380 - 480 VAC, No brake chopper, IP21 / Type 1, RFI class A1 (C2), No A Option, No B Option, Coated PCB, No Mains Option FC-102P450T4E21H4XGCXXXSXXXAXBXCXXXDX	131B7432	Buy on EAN

VLT® HVAC Drive FC 102 22 KW / 30 HP, 380 - 480 VAC, No brake chopper, IP21 / Type 1, RFI Class A1/B (C1), No A Option, No B Option, Not coated PCB, No Mains Option FC-102P22KT4E21H1XGXXXXXXXAXBXXXXX	131B5839	Buy on EAN
VLT® HVAC Drive FC 102 110 KW / 150 HP, 380 - 480 VAC, No brake chopper, IP54 / Type 12, RFI Class A2 (C3), PROFIBUS DP MCA 101, No B Option, Not coated PCB, No Mains Option FC-102P110T4E54H2XGXXXXXXXA0BXXXXX	131G1211	Buy on EAN
VLT® HVAC Drive FC 102 450 KW / 600 HP, 380 - 480 VAC, No brake chopper, IP00 / Chassis, RFI Class A2 (C3), No A Option, No B Option, Coated PCB, No Mains Option FC-102P450T4E00H2XGXXXXXXXAXBXXXXX	131B7431	Buy on EAN
VLT® HVAC Drive FC 102 22 KW / 30 HP, 200 - 240 VAC, No brake chopper, IP20 / Chassis, RFI Class A2 (C3), PROFIBUS DP MCA 101, No B Option, Not coated PCB, No Mains Option FC-102P22KT2E20H2XGXXXXXXXA0BXXXXX	131G2739	Buy on EAN
VLT® HVAC Drive FC 102 18.5 KW / 25 HP, 380 - 480 VAC, No brake chopper, IP20 / Chassis, RFI Class A2 (C3), No A Option, No B Option, Not coated PCB, No Mains Option FC-102P18KT4E20H2XXXXXXXAXBXXXXX	131F3121	Buy on EAN
VLT® HVAC Drive FC 102 15 KW / 20 HP, 380 - 480 VAC, No brake chopper, IP20 / Chassis, RFI Class A2 (C3), No A Option, No B Option, Not coated PCB, No Mains Option FC-102P15KT4E20H2XXXXXXXAXBXXXXX	131F3120	Buy on EAN
VLT® AQUA Drive FC 200 22 KW / 30 HP, 380 - 480 VAC, IP20 / Chassis, RFI Class A1/B (cable len)(C1), No brake chopper FC-202P22KT4E20H3XGXXXXXXXAXBXXXXX	131H9539	Buy on EAN
VLT® AutomationDrive FC 300 11 KW / 15 HP, 380 - 500 VAC, IP20 / Chassis, RFI Class A1/B (C1), No brake chopper Further options according to typecode	131F8716	Buy on EAN
VLT® AQUA Drive FC 200 5.5 KW / 7.5 HP, 380 - 480 VAC, IP55 / Type 12, RFI Class A1/B (C1), No brake chopper FC-202P5K5T4E55H1XGXXXXXXXA0BXXXXX	131F3129	Buy on EAN
VLT® AQUA Drive FC 200 30 KW / 40 HP, 380 - 480 VAC, IP20 / Chassis, RFI Class A2 (C3), No brake chopper FC-202P30KT4E20H2XGXXXXXXXANBXXXXX	131G3354	Buy on EAN
VLT® AutomationDrive FC 300 15 KW / 20 HP, 380 - 500 VAC, IP55 / Type 12, RFI Class A1/B (C1), No brake chopper Further options according to typecode	131B3212	Buy on EAN
VLT® HVAC Drive FC 102 30 KW / 40 HP, 380 - 480 VAC, No brake chopper, IP20 / Chassis, RFI Class A2 (C3), DeviceNet MCA 104, No B Option, Not coated PCB, No Mains Option FC-102P30KT4E20H2XGXXXXXXXA4BXXXXX	131G0861	Buy on EAN
VLT® AQUA Drive FC 200 75 KW / 100 HP, 380 - 480 VAC, IP55 / Type 12, RFI Class A1/B (C1), No brake chopper FC-202P75KT4E55H1XGXXXXXXXAXBXXXXX	131B9071	Buy on EAN
VLT® AQUA Drive FC 200 90 KW / 125 HP, 380 - 480 VAC, IP21 / Type 1, RFI Class A2 (C3), No brake chopper FC-202P90KT4E21H2XGXXXXXXXAXBXXXXX	131B9073	Buy on EAN

VLT® HVAC Drive FC 102 3.7 KW / 5.0 HP, 200 - 240 VAC, No brake chopper, IP55 / Type 12, RFI Class A1/B (C1), No A Option, No B Option, Not coated PCB, No Mains Option FC-102P3K7T2E55H1XGXXXXSXXXXAXBXCXXXXDX	131B7638	Buy on EAN
VLT® AQUA Drive FC 200 90 KW / 125 HP, 380 - 480 VAC, IP55 / Type 12, RFI Class A2 (C3), No brake chopper FC-202P90KT4E55H2XGXXXXSXXXXAXBXCXXXXDX	131B9077	Buy on EAN
VLT® HVAC Drive FC 102 11 KW / 15 HP, 380 - 480 VAC, No brake chopper, IP20 / Chassis, RFI Class A2 (C3), PROFIBUS DP MCA 101, No B Option, Not coated PCB, No Mains Option FC-102P11KT4E20H2XNXXXXSXXXXA0BXCXXXXDX	131G0735	Buy on EAN
VLT® HVAC Drive FC 102 4.0 KW / 5.5 HP, 380 - 480 VAC, No brake chopper, IP20 / Chassis, RFI Class A2 (C3), No A Option, No B Option, Not coated PCB, No Mains Option FC-102P4K0T4E20H2XNXXXXSXXXXAXBXCXXXXDX	131B7846	Buy on EAN
VLT® HVAC Drive FC 102 22 KW / 30 HP, 380 - 480 VAC, No brake chopper, IP20 / Chassis, RFI Class A2 (C3), No A Option, No B Option, Not coated PCB, No Mains Option FC-102P22KT4E20H2XNXXXXSXXXXAXBXCXXXXDX	131H3084	Buy on EAN
VLT® HVAC Drive FC 102 30 KW / 40 HP, 380 - 480 VAC, No brake chopper, IP20 / Chassis, RFI Class A2 (C3), No A Option, No B Option, Not coated PCB, No Mains Option FC-102P30KT4E20H2XNXXXXSXXXXAXBXCXXXXDX	131H3085	Buy on EAN
VLT® AutomationDrive FC 300 37 KW / 50 HP, 380 - 500 VAC, IP21 / Type 1, RFI Class A2 (C3), No brake chopper Further options according to typecode	131B5906	Buy on EAN
VLT® AutomationDrive FC 300 30 KW / 40 HP, 380 - 500 VAC, IP21 / Type 1, RFI Class A2 (C3), Brake chopper Further options according to typecode	131B5903	Buy on EAN
VLT® AutomationDrive FC 300 11 KW / 15 HP, 380 - 480 VAC, IP66 / NEMA 4X, RFI Class A1/B (C1), Brake chopper Further options according to typecode	131B6637	Buy on EAN
VLT® AutomationDrive FC 300 37 KW / 50 HP, 380 - 480 VAC, IP21 / Type 1, RFI Class A2 (C3), No brake chopper Further options according to typecode	131F2451	Buy on EAN
VLT® HVAC Drive FC 102 18.5 KW / 25 HP, 380 - 480 VAC, Brake chopper + Safe stop, IP20 / Chassis, RFI Class A1/B (C1), No A Option, No B Option, Coated PCB, No Mains Option FC-102P18KT4E20H1UGCXXSXXXXAXBXCXXXXDX	131H3089	Buy on EAN
VLT® AutomationDrive FC 300 18.5 KW / 25 HP, 380 - 480 VAC, IP66 / NEMA 4X, RFI Class A1/B (C1), Brake chopper Further options according to typecode	131B7221	Buy on EAN
VLT® AQUA Drive FC 200 7.5 KW / 10 HP, 380 - 480 VAC, IP20 / Chassis, RFI Class A2 (C3), No brake chopper FC-202P7K5T4E20H2XGCXXSXXXXAXBXCXXXXDX	131L2861	Buy on EAN
VLT® AQUA Drive FC 200 11 KW / 15 HP, 380 - 480 VAC, IP20 / Chassis, RFI Class A1/B (C1), No brake chopper FC-202P11KT4E20H1XGXXXXSXXXXAXBXCXXXXDX	131F8626	Buy on EAN
VLT® AutomationDrive FC 300 2.2 KW / 3.0 HP, 380 - 480 VAC, IP20 / Chassis, RFI Class A2 (C3), Brake chopper Further options according to typecode	131B5723	Buy on EAN

VLT® AQUA Drive FC 200 4.0 KW / 5.5 HP, 380 - 480 VAC, IP55 / Type 12, RFI Class A1/B (C1), No brake chopper FC-202P4K0T4E55H1XGXXXXSXXXXAXBYCXXXXDX	131H8579	Buy on EAN
VLT® AQUA Drive FC 200 30 KW / 40 HP, 380 - 480 VAC, IP20 / Chassis, RFI Class A2 (C3), No brake chopper FC-202P30KT4E20H2XNXXXXSXXXXA0BXCXXXXDX	131G1607	Buy on EAN
VLT® AutomationDrive FC 300 4.0 KW / 5.5 HP, 380 - 480 VAC, IP66 / NEMA 4X, RFI Class A1/B (C1), Brake chopper Further options according to typecode	131B7202	Buy on EAN
VLT® AQUA Drive FC 200 7.5 KW / 10 HP, 380 - 480 VAC, IP55 / Type 12, RFI Class A1/B (C1), No brake chopper FC-202P7K5T4E55H1XGXXXXSXXXXAXBYCXXXXDX	131H2200	Buy on EAN
VLT® HVAC Drive FC 102 11 KW / 15 HP, 380 - 480 VAC, Safe Stop, IP20 / Chassis, RFI Class A1/B (C1), No A Option, No B Option, Not coated PCB, No Mains Option FC-102P11KT4E20H1TGXXXXSXXXXAXBXCXXXXDX	131F9848	Buy on EAN
VLT® AutomationDrive FC 300 2.2 KW / 3.0 HP, 200 - 240 VAC, IP20 / Chassis, RFI Class A2 (C3), No brake chopper Further options according to typecode	131B8415	Buy on EAN
VLT® HVAC Drive FC 102 18.5 KW / 25 HP, 380 - 480 VAC, No brake chopper, IP55 / Type 12, RFI Class A2 (C3), PROFIBUS DP MCA 101, No B Option, Not coated PCB, No Mains Option FC-102P18KT4E55H2XGXXXXSXXXXA0BXCXXXXDX	131G0818	Buy on EAN
VLT® HVAC Drive FC 102 45 KW / 60 HP, 380 - 480 VAC, No brake chopper, IP20 / Chassis, RFI Class A2 (C3), No A Option, No B Option, Not coated PCB, No Mains Option FC-102P45KT4E20H2XXXXXSXXXXAXBXCXXXXDX	131F3122	Buy on EAN
VLT® HVAC Drive FC 102 15 KW / 20 HP, 380 - 480 VAC, No brake chopper, IP20 / Chassis, RFI Class A2 (C3), No A Option, No B Option, Coated PCB, No Mains Option FC-102P15KT4E20H2XGCXXXXSXXXXAXBXCXXXXDX	131F7950	Buy on EAN
VLT® HVAC Drive FC 102 18.5 KW / 25 HP, 380 - 480 VAC, No brake chopper, IP20 / Chassis, RFI Class A2 (C3), No A Option, No B Option, Coated PCB, No Mains Option FC-102P18KT4E20H2XGCXXXXSXXXXAXBXCXXXXDX	131F7951	Buy on EAN
VLT® HVAC Drive FC 102 160 KW / 250 HP, 380 - 480 VAC, No brake chopper, IP00 / Chassis, RFI class A1 (C2), No A Option, No B Option, Not coated PCB, No Mains Option FC-102P160T4E00H4XGXXXXSXXXXAXBXCXXXXDX	131F7953	Buy on EAN
VLT® AutomationDrive FC 300 7.5 KW / 10 HP, 380 - 480 VAC, IP55 / Type 12, RFI Class A1/B (C1), No brake chopper Further options according to typecode	131F1692	Buy on EAN
VLT® HVAC Drive FC 102 160 KW / 250 HP, 380 - 480 VAC, No brake chopper, IP21 / Type 1, RFI class A1 (C2), No A Option, MCB-109 I/O, RTC Back-up, Not coated PCB, No Mains Option FC-102P160T4E21H4XGXXXXSXXXXAXB0CXXXXDX	131F7959	Buy on EAN
VLT® HVAC Drive FC 102 18.5 KW / 25 HP, 380 - 480 VAC, No brake chopper, IP20 / Chassis, RFI Class A1/B (C1), PROFIBUS DP MCA 101, No B Option, Not coated PCB, No Mains Option FC-102P18KT4E20H1XGXXXXSXXXXA0BXCXXXXDX	131F9853	Buy on EAN

VLT® HVAC Drive FC 102 4.0 KW / 5.5 HP, 380 - 480 VAC, Safe Stop, IP55 / Type 12, RFI Class A1/B (cable len)(C1), PROFIBUS DP MCA 101, No B Option, Not coated PCB, No Mains Option FC-102P4K0T4E55H3TGXXXXSXXXXA0BXCXXXXDX	134H5743	Buy on EAN
VLT® HVAC Drive FC 102 15 KW / 20 HP, 380 - 480 VAC, No brake chopper, IP55 / Type 12, RFI Class A1/B (C1), No A Option, No B Option, Not coated PCB, No Mains Option FC-102P15KT4E55H1XGXXXXSXXXXAXBXCXXXXDX	131B6126	Buy on EAN
VLT® AutomationDrive FC 300 0.25 KW / 0.33 HP, 200 - 240 VAC, IP20 / Chassis, RFI Class A2 (C3), No brake chopper Further options according to typecode	134G5473	Buy on EAN
VLT® HVAC Drive FC 102 110 KW / 150 HP, 380 - 480 VAC, No brake chopper, IP00 / Chassis, RFI class A1 (C2), No A Option, No B Option, Not coated PCB, No Mains Option FC-102P110T4E00H4XXXXXSXXXXAXBXCXXXXDX	131F8539	Buy on EAN
VLT® AQUA Drive FC 200 11 KW / 15 HP, 380 - 480 VAC, IP21 / Type 1, RFI Class A2 (C3), No brake chopper FC-202P11KT4E21H2XGXXXXSXXXXA0BXCXXXXDX	131F5976	Buy on EAN
VLT® AQUA Drive FC 200 15 KW / 20 HP, 380 - 480 VAC, IP21 / Type 1, RFI Class A2 (C3), No brake chopper FC-202P15KT4E21H2XGXXXXSXXXXA0BXCXXXXDX	131F5977	Buy on EAN
VLT® HVAC Drive FC 102 22 KW / 30 HP, 380 - 480 VAC, No brake chopper, IP55 / Type 12, RFI Class A1/B (C1), No A Option, No B Option, Coated PCB, No Mains Option FC-102P22KT4E55H1XGCXXXXSXXXXAXBXCXXXXDX	131B7994	Buy on EAN
VLT® AutomationDrive FC 300 0.75 KW / 1.0 HP, 380 - 500 VAC, IP20 / Chassis, RFI Class A1/B (C1), No brake chopper Further options according to typecode	131B0510	Buy on EAN
VLT® AutomationDrive FC 300 3.7 KW / 5.0 HP, 200 - 240 VAC, IP20 / Chassis, RFI Class A1/B (C1), Brake chopper Further options according to typecode	131N5196	Buy on EAN
VLT® HVAC Drive FC 102 55 KW / 75 HP, 380 - 480 VAC, No brake chopper, IP21 / Type 1, RFI Class A1/B (C1), PROFIBUS DP MCA 101, No B Option, Not coated PCB, No Mains Option FC-102P55KT4E21H1XGXXXXSXXXXA0BXCXXXXDX	131B9528	Buy on EAN
VLT® AQUA Drive FC 200 30 KW / 40 HP, 380 - 480 VAC, IP20 / Chassis, RFI Class A1/B (C1), No brake chopper FC-202P30KT4E20H1XGXXXXSXXXXAXBXCXXXXDX	131F6773	Buy on EAN
VLT® AQUA Drive FC 200 30 KW / 40 HP, 380 - 480 VAC, IP20 / Chassis, RFI Class A1/B (C1), No brake chopper FC-202P30KT4E20H1XGCXXXXSXXXXAXBXCXXXXDX	131F6772	Buy on EAN
VLT® HVAC Drive FC 102 5.5 KW / 7.5 HP, 380 - 480 VAC, No brake chopper, IP20 / Chassis, RFI Class A1/B (C1), PROFIBUS DP MCA 101, No B Option, Not coated PCB, No Mains Option FC-102P5K5T4E20H1XGXXXXSXXXXA0BXCXXXXDX	131B9523	Buy on EAN
VLT® HVAC Drive FC 102 4.0 KW / 5.5 HP, 380 - 480 VAC, No brake chopper, IP20 / Chassis, RFI Class A1/B (C1), PROFIBUS DP MCA 101, No B Option, Not coated PCB, No Mains Option FC-102P4K0T4E20H1XGXXXXSXXXXA0BXCXXXXDX	131B9522	Buy on EAN

VLT® HVAC Drive FC 102 3.0 KW / 4.0 HP, 380 - 480 VAC, No brake chopper, IP20 / Chassis, RFI Class A1/B (C1), PROFIBUS DP MCA 101, No B Option, Not coated PCB, No Mains Option FC-102P3K0T4E20H1XGXXXXSXXXXA0BXCXXXXDX	131B9521	Buy on EAN
VLT® AQUA Drive FC 200 37 KW / 50 HP, 380 - 480 VAC, IP20 / Chassis, RFI Class A1/B (C1), No brake chopper FC-202P37KT4E20H1XGXXXXSXXXXAXBXXXXDX	131F6778	Buy on EAN
VLT® HVAC Drive FC 102 400 KW / 550 HP, 380 - 480 VAC, No brake chopper, IP21 / Type 1, LHD - AAF006 filter + A2 RFI, PROFIBUS DP MCA 101, No B Option, Coated PCB, Mains Disconnect + Fuse FC-102P400T4E21N2XGC3XXSXXXXA0BXCXXXXDX	134H4804	Buy on EAN
VLT® HVAC Drive FC 102 200 KW / 300 HP, 380 - 480 VAC, No brake chopper, IP21 / Type 1, LHD - AAF006 filter + A2 RFI, PROFIBUS DP MCA 101, No B Option, Coated PCB, Mains Disconnect + Fuse FC-102P200T4E21N2XGC3XXSXXXXA0BXCXXXXDX	134H4805	Buy on EAN
VLT® AutomationDrive FC 300 15 KW / 20 HP, 380 - 500 VAC, IP21 / Type 1, RFI Class A1/B (C1), Brake chopper Further options according to typecode	131G3542	Buy on EAN
VLT® AQUA Drive FC 200 5.5 KW / 7.5 HP, 380 - 480 VAC, IP20 / Chassis, RFI Class A1/B (cable len)(C1), No brake chopper FC-202P5K5T4E20H3XGCXXXSXXXXAXBXXXXDX	131F2386	Buy on EAN
VLT® AQUA Drive FC 200 7.5 KW / 10 HP, 380 - 480 VAC, IP20 / Chassis, RFI Class A1/B (cable len)(C1), No brake chopper FC-202P7K5T4E20H3XGCXXXSXXXXAXBXXXXDX	131F2387	Buy on EAN
VLT® AQUA Drive FC 200 5.5 KW / 7.5 HP, 380 - 480 VAC, IP66 / NEMA 4X, RFI Class A1/B (cable len)(C1), No brake chopper FC-202P5K5T4E66H3XGX1XXSXXXXAXBXXXXDX	131H9849	Buy on EAN
VLT® HVAC Drive FC 102 15 KW / 20 HP, 380 - 480 VAC, No brake chopper, IP55 / Type 12, RFI Class A1/B (cable len)(C1), PROFIBUS DP MCA 101, No B Option, Not coated PCB, No Mains Option FC-102P15KT4E55H3XGXXXXSXXXXA0BXCXXXXDX	131B8788	Buy on EAN
VLT® AQUA Drive FC 200 75 KW / 100 HP, 380 - 480 VAC, IP21 / Type 1, RFI Class A1/B (cable len)(C1), No brake chopper FC-202P75KT4E21H3XGCXXXSXXXXAXBXXXXDX	131F4017	Buy on EAN
VLT® AutomationDrive FC 300 4.0 KW / 5.5 HP, 380 - 500 VAC, IP20 / Chassis, RFI Class A2 (C3), No brake chopper Further options according to typecode	131B8780	Buy on EAN
VLT® AutomationDrive FC 300 1.5 KW / 2.0 HP, 380 - 500 VAC, IP20 / Chassis, RFI Class A1/B (C1), No brake chopper Further options according to typecode	131B0518	Buy on EAN
VLT® AQUA Drive FC 200 132 KW / 200 HP, 380 - 480 VAC, IP21 / Type 1, RFI Class A2 (C3), No brake chopper FC-202P132T4E21H2XGXXXXSXXXXA0BXCXXXXDX	131H1019	Buy on EAN

VLT® HVAC Drive FC 102 15 KW / 20 HP, 380 - 480 VAC, No brake chopper, IP20 / Chassis, RFI Class A2 (C3), No A Option, No B Option, Not coated PCB, No Mains Option FC-102P15KT4E20H2XGXXXXXXXAXBXXXXO	131Z0345	Buy on EAN
VLT® AutomationDrive FC 300 15 KW / 20 HP, 380 - 500 VAC, IP21 / Type 1, RFI Class A1/B (C1), Brake chopper Further options according to typecode	131B1690	Buy on EAN
VLT® AutomationDrive FC 300 37 KW / 50 HP, 380 - 480 VAC, IP20 / Chassis, RFI Class A1/B (C1), Brake chopper Further options according to typecode	131F6608	Buy on EAN
VLT® HVAC Drive FC 102 7.5 KW / 10 HP, 200 - 240 VAC, No brake chopper, IP20 / Chassis, RFI Class A1/B (C1), LonWorks MCA 108, No B Option, Not coated PCB, No Mains Option FC-102P7K5T2E20H1XGXXXXXXXAGBXXXXDX	131U6670	Buy on EAN
VLT® AutomationDrive FC 300 15 KW / 20 HP, 380 - 500 VAC, IP21 / Type 1, RFI Class A1/B (C1), Brake chopper Further options according to typecode	131B1696	Buy on EAN
VLT® AutomationDrive FC 300 45 KW / 60 HP, 380 - 500 VAC, IP20 / Chassis, RFI Class A1/B (C1), Brake chopper Further options according to typecode	131G1966	Buy on EAN
VLT® AutomationDrive FC 300 75 KW / 100 HP, 380 - 480 VAC, IP20 / Chassis, RFI Class A1/B (C1), Brake chopper Further options according to typecode	131F6605	Buy on EAN
VLT® AQUA Drive FC 200 45 KW / 60 HP, 200 - 240 VAC, IP21 / Type 1, RFI Class A2 (C3), No brake chopper FC-202P45KT2E21H2XGCXXXXXXXAXBXXXXDX	131B9329	Buy on EAN
VLT® AutomationDrive FC 300 1.1 KW / 1.5 HP, 200 - 240 VAC, IP20 / Chassis, RFI Class A2 (C3), No brake chopper Further options according to typecode	131B1107	Buy on EAN
VLT® AQUA Drive FC 200 37 KW / 50 HP, 200 - 240 VAC, IP21 / Type 1, RFI Class A2 (C3), No brake chopper FC-202P37KT2E21H2XGCXXXXXXXAXBXXXXDX	131B9321	Buy on EAN
VLT® AQUA Drive FC 200 22 KW / 30 HP, 380 - 480 VAC, IP20 / Chassis, RFI Class A1/B (C1), No brake chopper FC-202P22KT4E20H1XGCXXXXXXXA0BXXXXDX	131H7354	Buy on EAN
VLT® AutomationDrive FC 300 11 KW / 15 HP, 380 - 500 VAC, IP21 / Type 1, RFI Class A1/B (C1), Brake chopper Further options according to typecode	131B5031	Buy on EAN
VLT® AutomationDrive FC 300 3.0 KW / 4.0 HP, 200 - 240 VAC, IP20 / Chassis, RFI Class A2 (C3), No brake chopper Further options according to typecode	131B2326	Buy on EAN
VLT® AQUA Drive FC 200 200 KW / 300 HP, 380 - 480 VAC, IP00 / Chassis, RFI Class A2 (C3), No brake chopper FC-202P200T4E00H2XGCXXXXXXXAXBXXXXDX	131F4235	Buy on EAN
VLT® HVAC Drive FC 102 5.5 KW / 7.5 HP, 200 - 240 VAC, No brake chopper, IP55 / Type 12, RFI Class A1/B (C1), LonWorks MCA 108, No B Option, Coated PCB, No Mains Option FC-102P5K5T2E55H1XGCXXXXXXXAGBXXXXDX	131U7079	Buy on EAN
VLT® AQUA Drive FC 200 22 KW / 30 HP, 380 - 480 VAC, IP20 / Chassis, RFI Class A2 (C3), No brake chopper FC-202P22KT4E20H2XGXXXXXXXAXBXXXXDX	131H5481	Buy on EAN

VLT® HVAC Drive FC 102 1.1 KW / 1.5 HP, 380 - 480 VAC, No brake chopper, IP20 / Chassis, RFI Class A1/B (C1), LonWorks MCA 108, No B Option, Coated PCB, No Mains Option FC-102P1K1T4E20H1XGCXXXSXXXAGBXCXXXXDX	131U7072	Buy on EAN
VLT® HVAC Drive FC 102 11 KW / 15 HP, 200 - 240 VAC, No brake chopper, IP55 / Type 12, RFI Class A1/B (C1), No A Option, No B Option, Coated PCB, No Mains Option FC-102P11KT2E55H1XGCXXXSXXXAXBXCXXXXDX	131F5131	Buy on EAN
VLT® AQUA Drive FC 200 18.5 KW / 25 HP, 380 - 480 VAC, IP55 / Type12 Backplate, RFI Class A1/B (C1), Brake chopper + Safe stop FC-202P18KT4P55H1UGCDXXSXXXAXBXCXXXXDX	131N0051	Buy on EAN
VLT® AutomationDrive FC 300 0.75 KW / 1.0 HP, 380 - 500 VAC, IP20 / Chassis, RFI Class A1/B (C1), No brake chopper Further options according to typecode	131B0512	Buy on EAN
VLT® AutomationDrive FC 300 0.75 KW / 1.0 HP, 380 - 480 VAC, IP20 / Chassis A1 Frame, RFI Class A2 (C3), Safe Stop Further options according to typecode	131B2815	Buy on EAN
VLT® AQUA Drive FC 200 250 KW / 350 HP, 380 - 480 VAC, IP54/Type 12+main shield, RFI class A1 (C2), Brake chopper + Safe stop FC-202P250T4E5MH4UGC3XXSXXXAXBXCXXXXDX	131N0058	Buy on EAN
VLT® AutomationDrive FC 300 18.5 KW / 25 HP, 380 - 500 VAC, IP21 / Type 1, RFI Class A1/B (C1), Brake chopper Further options according to typecode	131B5035	Buy on EAN
VLT® HVAC Drive FC 102 110 KW / 150 HP, 380 - 480 VAC, No brake chopper, IP54 / Type 12, RFI Class A2 (C3), PROFIBUS DP MCA 101, No B Option, Coated PCB, No Mains Option FC-102N110T4E54H2XGCXXXSXXXA0BXCXXXXDX	134F9206	Buy on EAN
VLT® HVAC Drive FC 102 315 KW / 450 HP, 380 - 480 VAC, Safe Stop, IP54/Type 12+main shield, RFI class A1 (C2), No A Option, No B Option, Coated PCB, Fuse FC-102N315T4E5MH4TGC7XXSXXXAXBXCXXXXDX	134G4270	Buy on EAN
VLT® AutomationDrive FC 300 1.1 KW / 1.5 HP, 380 - 500 VAC, IP20 / Chassis, RFI Class A1/B (C1), No brake chopper Further options according to typecode	131B0514	Buy on EAN
VLT® AutomationDrive FC 300 15 KW / 20 HP, 380 - 500 VAC, IP20 / Chassis, RFI Class A1/B (C1), Brake chopper Further options according to typecode	131H1167	Buy on EAN
VLT® HVAC Drive FC 102 5.5 KW / 7.5 HP, 200 - 240 VAC, No brake chopper, IP20 / Chassis, RFI Class A1/B (C1), LonWorks MCA 108, No B Option, Coated PCB, No Mains Option FC-102P5K5T2E20H1XGCXXXSXXXAGBXCXXXXDX	131U7210	Buy on EAN
VLT® AutomationDrive FC 300 1.1 KW / 1.5 HP, 380 - 500 VAC, IP20 / Chassis, RFI Class A1/B (C1), No brake chopper Further options according to typecode	131B0516	Buy on EAN
VLT® HVAC Drive FC 102 132 KW / 200 HP, 380 - 480 VAC, No brake chopper, IP21 / Type 1, RFI Class A2 (C3), No A Option, No B Option, Not coated PCB, Fuse FC-102P132T4E21H2XGX7XXSXXXAXBXCXXXXDX	131H2163	Buy on EAN

VLT® AutomationDrive FC 300 1.5 KW / 2.0 HP, 380 - 480 VAC, IP20 / Chassis, RFI Class A2 (C3), No brake chopper Further options according to typecode	131B5224	Buy on EAN
VLT® AQUA Drive FC 200 75 KW / 100 HP, 380 - 480 VAC, IP20 / Chassis, RFI Class A2 (C3), No brake chopper FC-202P75KT4E20H2XGXXXXSXXXXA0BXCXXXXD0	131L1748	Buy on EAN
VLT® AutomationDrive FC 300 11 KW / 15 HP, 380 - 500 VAC, IP20 / Chassis, RFI Class A2 (C3), No brake chopper Further options according to typecode	131G0027	Buy on EAN
VLT® AutomationDrive FC 300 0.37 KW / 0.50 HP, 380 - 480 VAC, IP20 / Chassis, RFI Class A2 (C3), No brake chopper Further options according to typecode	131B5223	Buy on EAN
VLT® HVAC Drive FC 102 132 KW / 200 HP, 380 - 480 VAC, No brake chopper, IP21 / Type 1, RFI class A1 (C2), No A Option, No B Option, Not coated PCB, No Mains Option FC-102P132T4E21H4XGXXXXSXXXXAXBXXXXDX	131B6934	Buy on EAN
VLT® HVAC Drive FC 102 132 KW / 200 HP, 380 - 480 VAC, No brake chopper, IP54 / Type 12, RFI Class A2 (C3), No A Option, No B Option, Not coated PCB, No Mains Option FC-102P132T4E54H2XGXXXXSXXXXAXBXXXXDX	131B6937	Buy on EAN
VLT® HVAC Drive FC 102 132 KW / 200 HP, 380 - 480 VAC, No brake chopper, IP54 / Type 12, RFI class A1 (C2), No A Option, No B Option, Not coated PCB, No Mains Option FC-102P132T4E54H4XGXXXXSXXXXAXBXXXXDX	131B6936	Buy on EAN
VLT® HVAC Drive FC 102 30 KW / 40 HP, 200 - 240 VAC, No brake chopper, IP20 / Chassis, RFI Class A1/B (C1), No A Option, No B Option, Not coated PCB, No Mains Option FC-102P30KT2E20H1XGXXXXSXXXXAXBXXXXDX	131H5699	Buy on EAN
VLT® HVAC Drive FC 102 132 KW / 200 HP, 380 - 480 VAC, No brake chopper, IP00 / Chassis, RFI Class A2 (C3), No A Option, No B Option, Not coated PCB, No Mains Option FC-102P132T4E00H2XGXXXXSXXXXAXBXXXXDX	131B6933	Buy on EAN
VLT® HVAC Drive FC 102 1.5 KW / 2.0 HP, 380 - 480 VAC, Safe Stop, IP20 / Chassis, RFI Class A1/B (C1), No A Option, No B Option, Not coated PCB, No Mains Option FC-102P1K5T4E20H1TGXXXXSXXXXAXBXXXXDX	131F4733	Buy on EAN
VLT® HVAC Drive FC 102 15 KW / 20 HP, 380 - 480 VAC, No brake chopper, IP20 / Chassis, RFI Class A2 (C3), PROFIBUS DP MCA 101, No B Option, Not coated PCB, No Mains Option FC-102P15KT4E20H2XGXXXXSXXXXA0BXCXXXXDX	131H2008	Buy on EAN
VLT® HVAC Drive FC 102 160 KW / 250 HP, 380 - 480 VAC, No brake chopper, IP00 / Chassis, RFI Class A2 (C3), No A Option, No B Option, Not coated PCB, No Mains Option FC-102P160T4E00H2XGXXXXSXXXXAXBXXXXDX	131B6939	Buy on EAN
VLT® HVAC Drive FC 102 160 KW / 250 HP, 380 - 480 VAC, No brake chopper, IP00 / Chassis, RFI class A1 (C2), No A Option, No B Option, Not coated PCB, No Mains Option FC-102P160T4E00H4XGXXXXSXXXXAXBXXXXDX	131B6938	Buy on EAN
VLT® HVAC Drive FC 102 7.5 KW / 10 HP, 380 - 480 VAC, Safe Stop, IP20 / Chassis, RFI Class A1/B (C1), No A Option, No B Option, Not coated PCB, No Mains Option FC-102P7K5T4E20H1TGXXXXSXXXXAXBXXXXDX	131F4737	Buy on EAN

VLT® HVAC Drive FC 102 5.5 KW / 7.5 HP, 380 - 480 VAC, Safe Stop, IP20 / Chassis, RFI Class A1/B (C1), No A Option, No B Option, Not coated PCB, No Mains Option FC-102P5K5T4E20H1TGXXXXSXXXXAXBXXXXDX	131F4736	Buy on EAN
VLT® HVAC Drive FC 102 7.5 KW / 10 HP, 380 - 480 VAC, Safe Stop, IP20 / Chassis, RFI Class A1/B (C1), PROFIBUS DP MCA 101, MCB-112 PTC Therm. Card, Not coated PCB, No Mains Option FC-102P7K5T4E20H1TXXXXSXXXXA0B2CXXXXDX	134H2619	Buy on EAN
VLT® AutomationDrive FC 300 37 KW / 50 HP, 380 - 500 VAC, IP21 / Type 1, RFI Class A1/B (C1), No brake chopper Further options according to typecode	131B5597	Buy on EAN
VLT® AutomationDrive FC 300 4.0 KW / 5.5 HP, 380 - 480 VAC, IP55 / Type 12, RFI Class A1/B (C1), No brake chopper Further options according to typecode	131F1674	Buy on EAN
VLT® AutomationDrive FC 300 0.55 KW / 0.75 HP, 200 - 240 VAC, IP20 / Chassis, RFI Class A2 (C3), No brake chopper Further options according to typecode	131B1074	Buy on EAN
VLT® HVAC Drive FC 102 7.5 KW / 10 HP, 380 - 480 VAC, No brake chopper, IP66 / NEMA 4X, RFI Class A2 (C3), No A Option, No B Option, Not coated PCB, No Mains Option FC-102P7K5T4E66H2XGXXXXSXXXXAXBXXXXDX	131B7361	Buy on EAN
VLT® AutomationDrive FC 300 37 KW / 50 HP, 380 - 500 VAC, IP55 / Type 12, RFI Class A2 (C3), No brake chopper Further options according to typecode	131B6807	Buy on EAN
VLT® AutomationDrive FC 300 30 KW / 40 HP, 380 - 500 VAC, IP55 / Type 12, RFI Class A2 (C3), No brake chopper Further options according to typecode	131B6806	Buy on EAN
VLT® AutomationDrive FC 300 2.2 KW / 3.0 HP, 380 - 500 VAC, IP20 / Chassis, RFI Class A2 (C3), No brake chopper Further options according to typecode	131B0098	Buy on EAN
VLT® AutomationDrive FC 300 3.0 KW / 4.0 HP, 380 - 500 VAC, IP20 / Chassis, RFI Class A2 (C3), No brake chopper Further options according to typecode	131B0099	Buy on EAN
VLT® AQUA Drive FC 200 90 KW / 125 HP, 380 - 480 VAC, IP20 / Chassis, RFI Class A2 (C3), No brake chopper FC-202P90KT4E20H2XGXXXXSXXXXAXBYCXXXXDX	131G1683	Buy on EAN
VLT® AQUA Drive FC 200 37 KW / 50 HP, 380 - 480 VAC, IP20 / Chassis, RFI Class A2 (C3), Safe Stop FC-202P37KT4E20H2TGXXXXSXXXXAXBXXXXDX	131U1138	Buy on EAN
VLT® AutomationDrive FC 300 1.5 KW / 2.0 HP, 380 - 480 VAC, IP66 / NEMA 4X, RFI Class A1/B (C1), No brake chopper Further options according to typecode	131B5570	Buy on EAN
VLT® HVAC Drive FC 102 200 KW / 300 HP, 380 - 480 VAC, No brake chopper, IP00 / Chassis, RFI Class A2 (C3), No A Option, MCB-101 General purp. I/O, Coated PCB, No Mains Option FC-102P200T4E00H2XGCXXXXSXXXXAXBKXXXXDX	131G9303	Buy on EAN
VLT® AutomationDrive FC 300 5.5 KW / 7.5 HP, 380 - 500 VAC, IP20 / Chassis, RFI Class A2 (C3), Brake chopper Further options according to typecode	131B0092	Buy on EAN

VLT® AutomationDrive FC 300 0.37 KW / 0.50 HP, 380 - 500 VAC, IP20 / Chassis, RFI Class A2 (C3), No brake chopper Further options according to typecode	131B0093	Buy on EAN
VLT® AutomationDrive FC 300 0.55 KW / 0.75 HP, 380 - 500 VAC, IP20 / Chassis, RFI Class A2 (C3), No brake chopper Further options according to typecode	131B0094	Buy on EAN
VLT® AutomationDrive FC 300 0.75 KW / 1.0 HP, 380 - 500 VAC, IP20 / Chassis, RFI Class A2 (C3), No brake chopper Further options according to typecode	131B0095	Buy on EAN
VLT® AutomationDrive FC 300 1.1 KW / 1.5 HP, 380 - 500 VAC, IP20 / Chassis, RFI Class A2 (C3), No brake chopper Further options according to typecode	131B0096	Buy on EAN
VLT® AutomationDrive FC 300 1.5 KW / 2.0 HP, 380 - 500 VAC, IP20 / Chassis, RFI Class A2 (C3), No brake chopper Further options according to typecode	131B0097	Buy on EAN
VLT® HVAC Drive FC 102 315 KW / 450 HP, 380 - 480 VAC, No brake chopper, IP21 / Type 1, RFI Class A2 (C3), No A Option, MCB-101 General purp. I/O, Coated PCB, No Mains Option FC-102P315T4E21H2XGXXXXXXXAXBKXXXXDX	131F7630	Buy on EAN
VLT® AutomationDrive FC 300 11 KW / 15 HP, 200 - 240 VAC, IP20 / Chassis, RFI Class A2 (C3), Brake chopper Further options according to typecode	131F2982	Buy on EAN
VLT® AutomationDrive FC 300 4.0 KW / 5.5 HP, 380 - 480 VAC, IP20 / Chassis, RFI Class A2 (C3), No brake chopper Further options according to typecode	131B0996	Buy on EAN
VLT® AQUA Drive FC 200 1.1 KW / 1.5 HP, 380 - 480 VAC, IP20 / Chassis, RFI Class A2 (C3), No brake chopper FC-202P1K1T4E20H2XGXXXXXXXA0BXCXXXXDX	131H1589	Buy on EAN
VLT® AQUA Drive FC 200 11 KW / 15 HP, 380 - 480 VAC, IP20 / Chassis, RFI Class A2 (C3), No brake chopper FC-202P11KT4E20H2XGXXXXXXXA0BXCXXXXDX	131F9275	Buy on EAN
VLT® AQUA Drive FC 200 1.5 KW / 2.0 HP, 380 - 480 VAC, IP55 / Type 12, RFI Class A1/B (C1), No brake chopper FC-202P1K5T4E55H1XGXXXXXXXAXBXCXXXXDX	131F0652	Buy on EAN
VLT® AutomationDrive FC 300 4.0 KW / 5.5 HP, 380 - 480 VAC, IP20 / Chassis, RFI Class A2 (C3), Brake chopper Further options according to typecode	131B0992	Buy on EAN
VLT® HVAC Drive FC 102 55 KW / 75 HP, 380 - 480 VAC, No brake chopper, IP20 / Chassis, RFI Class A2 (C3), No A Option, No B Option, Not coated PCB, No Mains Option FC-102P55KT4E20H2XNXXXXXXXAXBXCXXXXDX	131H5668	Buy on EAN
VLT® AQUA Drive FC 200 1.5 KW / 2.0 HP, 200 - 240 VAC, IP20 / Chassis, RFI Class A2 (C3), No brake chopper FC-202P1K5T2E20H2XGXXXXXXXAXBXCXXXXDX	131F0654	Buy on EAN
VLT® AQUA Drive FC 200 11 KW / 15 HP, 380 - 480 VAC, IP20 / Chassis, RFI Class A2 (C3), Safe Stop FC-202P11KT4E20H2TGXXXXXXXALBXCXXXXDX	134F7859	Buy on EAN
VLT® HVAC Drive FC 102 3.0 KW / 4.0 HP, 380 - 480 VAC, Safe Stop, IP55 / Type 12, RFI Class A2 (C3), No A Option, No B Option, Not coated PCB, No Mains Option FC-102P3K0T4E55H2TGXXXXXXXAXBXCXXXXDX	131N7272	Buy on EAN

VLT® AutomationDrive FC 300 3.0 KW / 4.0 HP, 380 - 480 VAC, IP20 / Chassis, RFI Class A1/B (C1), No brake chopper Further options according to typecode	131F4432	Buy on EAN
VLT® AutomationDrive FC 300 0.37 KW / 0.50 HP, 380 - 480 VAC, IP20 / Chassis, RFI Class A1/B (C1), No brake chopper Further options according to typecode	131B0890	Buy on EAN
VLT® AutomationDrive FC 300 0.37 KW / 0.50 HP, 380 - 480 VAC, IP20 / Chassis, RFI Class A1/B (C1), Brake chopper Further options according to typecode	131B0892	Buy on EAN
VLT® HVAC Drive FC 102 4.0 KW / 5.5 HP, 380 - 480 VAC, No brake chopper, IP20 / Chassis, RFI Class A1/B (C1), LonWorks MCA 108, No B Option, Not coated PCB, No Mains Option FC-102P4K0T4E20H1XGXXXXSXXXXAGBXCXXXXDX	131F1928	Buy on EAN
VLT® AutomationDrive FC 300 3.0 KW / 4.0 HP, 380 - 500 VAC, IP20 / Chassis, RFI Class A1/B (C1), No brake chopper Further options according to typecode	131B4791	Buy on EAN
VLT® HVAC Drive FC 102 18.5 KW / 25 HP, 380 - 480 VAC, No brake chopper, IP55 / Type 12, RFI Class A1/B (C1), No A Option, No B Option, Coated PCB, No Mains Option FC-102P18KT4E55H1XGCXXXSXXXXAXBXCXXXXDX	131B7192	Buy on EAN
VLT® HVAC Drive FC 102 1.1 KW / 1.5 HP, 380 - 480 VAC, No brake chopper, IP20 / Chassis, RFI Class A2 (C3), LonWorks MCA 108, No B Option, Not coated PCB, No Mains Option FC-102P1K1T4E20H2XGXXXXSXXXXAGBXCXXXXDX	131F8019	Buy on EAN
VLT® HVAC Drive FC 102 132 KW / 200 HP, 380 - 480 VAC, No brake chopper, IP54/Type 12+main shield, RFI class A1 (C2), No A Option, No B Option, Not coated PCB, Mains Disconnect + Fuse FC-102P132T4E5MH4XGX3XXSXXXXAXBXCXXXXDX	131F7704	Buy on EAN
VLT® AutomationDrive FC 300 2.2 KW / 3.0 HP, 380 - 480 VAC, IP20 / Chassis, RFI Class A1/B (C1), No brake chopper Further options according to typecode	131B1241	Buy on EAN
VLT® HVAC Drive FC 102 200 KW / 300 HP, 380 - 480 VAC, No brake chopper, IP21 / Type 1, RFI Class A2 (C3), No A Option, No B Option, Not coated PCB, No Mains Option FC-102P200T4E21H2XXXXXSXXXXAXBXCXXXXDX	131F8549	Buy on EAN
VLT® AutomationDrive FC 300 0.75 KW / 1.0 HP, 200 - 240 VAC, IP20 / Chassis, RFI Class A2 (C3), No brake chopper Further options according to typecode	131B0300	Buy on EAN
VLT® AutomationDrive FC 300 1.5 KW / 2.0 HP, 200 - 240 VAC, IP20 / Chassis, RFI Class A2 (C3), No brake chopper Further options according to typecode	131B0302	Buy on EAN
VLT® AutomationDrive FC 300 3.0 KW / 4.0 HP, 200 - 240 VAC, IP20 / Chassis, RFI Class A2 (C3), No brake chopper Further options according to typecode	131B0304	Buy on EAN
VLT® AutomationDrive FC 300 3.7 KW / 5.0 HP, 200 - 240 VAC, IP20 / Chassis, RFI Class A2 (C3), No brake chopper Further options according to typecode	131B0305	Buy on EAN

VLT® HVAC Drive FC 102 90 KW / 125 HP, 380 - 480 VAC, No brake chopper, IP20 / Chassis, RFI Class A2 (C3), No A Option, MCB-101 General purp. I/O, Coated PCB, No Mains Option FC-102P90KT4E20H2XGCXXXSXXXXAXBKXXXXDX	131L2507	Buy on EAN
VLT® AutomationDrive FC 300 5.5 KW / 7.5 HP, 200 - 240 VAC, IP21 / Type 1, RFI Class A2 (C3), No brake chopper Further options according to typecode	131B5824	Buy on EAN
VLT® HVAC Drive FC 102 30 KW / 40 HP, 380 - 480 VAC, No brake chopper, IP20 / Chassis, RFI Class A1/B (C1), LonWorks MCA 108, No B Option, Not coated PCB, No Mains Option FC-102P30KT4E20H1XGXXXXSXXXXAGBXXXXDX	131H9498	Buy on EAN
VLT® HVAC Drive FC 102 15 KW / 20 HP, 380 - 480 VAC, No brake chopper, IP20 / Chassis, RFI Class A1/B (C1), LonWorks MCA 108, No B Option, Not coated PCB, No Mains Option FC-102P15KT4E20H1XGXXXXSXXXXAGBXXXXDX	131H9495	Buy on EAN
VLT® HVAC Drive FC 102 22 KW / 30 HP, 380 - 480 VAC, No brake chopper, IP20 / Chassis, RFI Class A1/B (C1), LonWorks MCA 108, No B Option, Not coated PCB, No Mains Option FC-102P22KT4E20H1XGXXXXSXXXXAGBXXXXDX	131H9497	Buy on EAN
VLT® AQUA Drive FC 200 1.5 KW / 2.0 HP, 380 - 480 VAC, IP20 / Chassis, RFI Class A2 (C3), No brake chopper FC-202P1K5T4E20H2XXXXXSXXXXA4BXXXXDX	131G1226	Buy on EAN
VLT® HVAC Drive FC 102 45 KW / 60 HP, 380 - 480 VAC, No brake chopper, IP66 / NEMA 4X, RFI Class A1/B (C1), PROFIBUS DP MCA 101, No B Option, Not coated PCB, No Mains Option FC-102P45KT4E66H1XGXXXXSXXXXA0BXXXXDX	131G1221	Buy on EAN
VLT® AutomationDrive FC 300 18.5 KW / 25 HP, 200 - 240 VAC, IP21 / Type 1, RFI Class A2 (C3), No brake chopper Further options according to typecode	131B5828	Buy on EAN
VLT® HVAC Drive FC 102 160 KW / 250 HP, 380 - 480 VAC, No brake chopper, IP00 / Chassis, RFI Class A2 (C3), No A Option, MCB-101 General purp. I/O, Coated PCB, No Mains Option FC-102P160T4E00H2XGCXXXSXXXXAXBKXXXXDX	131L2509	Buy on EAN
VLT® AQUA Drive FC 200 450 KW / 600 HP, 380 - 480 VAC, IP54 / Type 12, RFI class A1 (C2), Brake chopper + Safe stop FC-202P450T4E54H4UGCXXXSXXXXAXBXXXXDX	131H3156	Buy on EAN
VLT® HVAC Drive FC 102 4.0 KW / 5.5 HP, 380 - 480 VAC, Safe Stop, IP20 / Chassis, RFI Class A1/B (C1), No A Option, No B Option, Not coated PCB, No Mains Option FC-102P4K0T4E20H1TGXXXXSXXXXAXBXXXXDX	131F3134	Buy on EAN
VLT® HVAC Drive FC 102 110 KW / 150 HP, 380 - 480 VAC, No brake chopper, IP20 / Chassis, RFI Class A2 (C3), No A Option, No B Option, Coated PCB, No Mains Option FC-102N110T4E20H2XGCXXXSXXXXAXBXXXXDX	134F0374	Buy on EAN
VLT® AutomationDrive FC 300 30 KW / 40 HP, 380 - 500 VAC, IP20 / Chassis, RFI Class A2 (C3), No brake chopper Further options according to typecode	131F7148	Buy on EAN

VLT® AQUA Drive FC 200 7.5 KW / 10 HP, 200 - 240 VAC, IP20 / Chassis, RFI Class A1/B (C1), No brake chopper FC-202P7K5T2E20H1XGXXXXSXXXXAXBXXXXDX	131F9650	Buy on EAN
VLT® AutomationDrive FC 300 11 KW / 15 HP, 380 - 500 VAC, IP20 / Chassis, RFI Class A2 (C3), No brake chopper Further options according to typecode	131F7145	Buy on EAN
VLT® AutomationDrive FC 300 15 KW / 20 HP, 380 - 500 VAC, IP21 / Type 1, RFI Class A1/B (C1), Brake chopper Further options according to typecode	131B3200	Buy on EAN
VLT® AQUA Drive FC 200 15 KW / 20 HP, 200 - 240 VAC, IP66 / NEMA 4X, RFI Class A2 (C3), No brake chopper FC-202P15KT2E66H2XGXXXXSXXXXA0BXXXXDX	131X3496	Buy on EAN
VLT® AutomationDrive FC 300 15 KW / 20 HP, 380 - 500 VAC, IP21 / Type 1, RFI Class A1/B (C1), No brake chopper Further options according to typecode	131B3206	Buy on EAN
VLT® HVAC Drive FC 102 3.0 KW / 4.0 HP, 380 - 480 VAC, No brake chopper, IP55 / Type 12, RFI Class A1/B (C1), No A Option, No B Option, Not coated PCB, No Mains Option FC-102P3K0T4E55H1XGXXXXSXXXXAXBXXXXDX	131B4223	Buy on EAN
VLT® HVAC Drive FC 102 2.2 KW / 3.0 HP, 380 - 480 VAC, No brake chopper, IP55 / Type 12, RFI Class A1/B (C1), No A Option, No B Option, Not coated PCB, No Mains Option FC-102P2K2T4E55H1XGXXXXSXXXXAXBXXXXDX	131B4222	Buy on EAN
VLT® HVAC Drive FC 102 1.1 KW / 1.5 HP, 380 - 480 VAC, No brake chopper, IP55 / Type 12, RFI Class A1/B (C1), No A Option, No B Option, Not coated PCB, No Mains Option FC-102P1K1T4E55H1XGXXXXSXXXXAXBXXXXDX	131B4221	Buy on EAN
VLT® HVAC Drive FC 102 5.5 KW / 7.5 HP, 380 - 480 VAC, No brake chopper, IP20 / Chassis, RFI Class A1/B (C1), No A Option, No B Option, Not coated PCB, No Mains Option FC-102P5K5T4E20H1XGXXXXSXXXXAXBXXXXDX	131B4220	Buy on EAN
VLT® HVAC Drive FC 102 7.5 KW / 10 HP, 380 - 480 VAC, No brake chopper, IP55 / Type 12, RFI Class A1/B (C1), No A Option, No B Option, Not coated PCB, No Mains Option FC-102P7K5T4E55H1XGXXXXSXXXXAXBXXXXDX	131B4225	Buy on EAN
VLT® HVAC Drive FC 102 5.5 KW / 7.5 HP, 380 - 480 VAC, No brake chopper, IP55 / Type 12, RFI Class A1/B (C1), No A Option, No B Option, Not coated PCB, No Mains Option FC-102P5K5T4E55H1XGXXXXSXXXXAXBXXXXDX	131B4224	Buy on EAN
VLT® AQUA Drive FC 200 75 KW / 100 HP, 380 - 480 VAC, IP21 / Type 1, RFI Class A2 (C3), No brake chopper FC-202P75KT4E21H2XGXXXXSXXXXAXBXXXXDX	131B9066	Buy on EAN
VLT® AQUA Drive FC 200 55 KW / 75 HP, 380 - 480 VAC, IP21 / Type 1, RFI Class A2 (C3), No brake chopper FC-202P55KT4E21H2XGXXXXSXXXXAXBXXXXDX	131B9062	Buy on EAN
VLT® AutomationDrive FC 300 45 KW / 60 HP, 380 - 500 VAC, IP21 / Type 1, RFI Class A2 (C3), No brake chopper Further options according to typecode	131B5912	Buy on EAN
VLT® AQUA Drive FC 200 2.2 KW / 3.0 HP, 200 - 240 VAC, IP21 / Type 1, RFI Class A2 (C3), No brake chopper FC-202P2K2S2E21H2XGXXXXSXXXXAXBXXXXDX	131G7744	Buy on EAN

VLT® AQUA Drive FC 200 75 KW / 100 HP, 380 - 480 VAC, IP21 / Type 1, RFI Class A1/B (C1), No brake chopper FC-202P75KT4E21H1XGXXXXSXXXXAXBKXXXXDX	131B9068	Buy on EAN
VLT® HVAC Drive FC 102 45 KW / 60 HP, 380 - 480 VAC, No brake chopper, IP20 / Chassis, RFI Class A2 (C3), No A Option, MCB-101 General purp. I/O, Not coated PCB, No Mains Option FC-102P45KT4E20H2XGXXXXSXXXXAXBKXXXXDX	131G5085	Buy on EAN
VLT® AQUA Drive FC 200 2.2 KW / 3.0 HP, 380 - 480 VAC, IP20 / Chassis, RFI Class A2 (C3), No brake chopper FC-202P2K2T4E20H2XGXXXXSXXXXA0BKXXXXDX	131F6325	Buy on EAN
VLT® AQUA Drive FC 200 5.5 KW / 7.5 HP, 380 - 480 VAC, IP55 / Type 12, RFI Class A1/B (C1), No brake chopper FC-202P5K5T4E55H1XGXXXXSXXXXA0BKXXXXDX	131F3396	Buy on EAN
VLT® AQUA Drive FC 200 7.5 KW / 10 HP, 380 - 480 VAC, IP55 / Type 12, RFI Class A1/B (C1), No brake chopper FC-202P7K5T4E55H1XGXXXXSXXXXA0BKXXXXDX	131F3394	Buy on EAN
VLT® HVAC Drive FC 102 11 KW / 15 HP, 380 - 480 VAC, No brake chopper, IP55 / Type 12, RFI Class A2 (C3), PROFIBUS DP MCA 101, No B Option, Not coated PCB, No Mains Option FC-102P11KT4E55H2XGXXXXSXXXXA0BKXXXXDX	131G2159	Buy on EAN
VLT® AQUA Drive FC 200 0.75 KW / 1.0 HP, 380 - 480 VAC, IP66 / NEMA 4X, RFI Class A2 (C3), No brake chopper FC-202PK75T4E66H2XGXXXXSXXXXAXBKXXXXDX	134F6928	Buy on EAN
VLT® AQUA Drive FC 200 55 KW / 75 HP, 380 - 480 VAC, IP20 / Chassis, RFI Class A2 (C3), No brake chopper FC-202P55KT4E20H2XNXXXXSXXXXAXBKXXXXDX	131H5443	Buy on EAN
VLT® AutomationDrive FC 300 45 KW / 60 HP, 380 - 500 VAC, IP21 / Type 1, RFI Class A1/B (C1), No brake chopper Further options according to typecode	131B6485	Buy on EAN
VLT® AutomationDrive FC 300 37 KW / 50 HP, 380 - 500 VAC, IP21 / Type 1, RFI Class A1/B (C1), No brake chopper Further options according to typecode	131B6484	Buy on EAN
VLT® AutomationDrive FC 300 4.0 KW / 5.5 HP, 380 - 500 VAC, IP20 / Chassis, RFI Class A1/B (C1), No brake chopper Further options according to typecode	131F5345	Buy on EAN
VLT® AutomationDrive FC 300 3.0 KW / 4.0 HP, 380 - 500 VAC, IP20 / Chassis, RFI Class A1/B (C1), No brake chopper Further options according to typecode	131B0525	Buy on EAN
VLT® HVAC Drive FC 102 90 KW / 125 HP, 380 - 480 VAC, No brake chopper, IP55 / Type 12, RFI Class A1/B (C1), No A Option, MCB-101 General purp. I/O, Not coated PCB, No Mains Option FC-102P90KT4E55H1XGXXXXSXXXXAXBKXXXXDX	131F7569	Buy on EAN
VLT® AutomationDrive FC 300 22 KW / 30 HP, 380 - 500 VAC, IP20 / Chassis, RFI Class A2 (C3), No brake chopper Further options according to typecode	131F8920	Buy on EAN
VLT® AQUA Drive FC 200 200 KW / 300 HP, 380 - 480 VAC, IP20 / Chassis, RFI Class A2 (C3), No brake chopper FC-202N200T4E20H2XGXXXXSXXXXAXBYCXXXXDX	134H7489	Buy on EAN

VLT® AutomationDrive FC 300 110 KW / 150 HP, 380 - 500 VAC, IP21 / Type 1, RFI Class A2 (C3), Brake chopper Further options according to typecode	131F3402	Buy on EAN
VLT® AQUA Drive FC 200 4.0 KW / 5.5 HP, 380 - 480 VAC, IP20 / Chassis, RFI Class A1/B (C1), No brake chopper FC-202P4K0T4E20H1XGXXXXSXXXXAXBXXXXDX	131B8932	Buy on EAN
VLT® AQUA Drive FC 200 4.0 KW / 5.5 HP, 380 - 480 VAC, IP20 / Chassis, RFI Class A1/B (cable len)(C1), No brake chopper FC-202P4K0T4E20H3XGXXXXSXXXXAXBXXXXDX	131B8930	Buy on EAN
VLT® HVAC Drive FC 102 355 KW / 500 HP, 380 - 480 VAC, No brake chopper, IP54 / Type 12, RFI class A1 (C2), PROFIBUS DP MCA 101, No B Option, Coated PCB, No Mains Option FC-102P355T4E54H4XGCXXXSXXXXA0BXXXXDX	131F9871	Buy on EAN
VLT® AutomationDrive FC 300 3.0 KW / 4.0 HP, 380 - 480 VAC, IP20 / Chassis, RFI Class A1/B (C1), No brake chopper Further options according to typecode	131B0719	Buy on EAN
VLT® HVAC Drive FC 102 160 KW / 250 HP, 380 - 480 VAC, No brake chopper, IP54/Type 12+main shield, RFI class A1 (C2), No A Option, No B Option, Not coated PCB, No Mains Option FC-102P160T4E5MH4XGXXXXSXXXXAXBXXXXDX	131F7961	Buy on EAN
VLT® AQUA Drive FC 200 160 KW / 250 HP, 380 - 480 VAC, IP20 / Chassis, RFI Class A2 (C3), No brake chopper FC-202N160T4E20H2XGCXXXSXXXXAXBXXXXDX	134U4718	Buy on EAN
VLT® HVAC Drive FC 102 45 KW / 60 HP, 380 - 480 VAC, Safe Stop, IP20 / Chassis, RFI Class A2 (C3), No A Option, No B Option, Not coated PCB, No Mains Option FC-102P45KT4E20H2TGXXXXSXXXXAXBXXXXDX	131H7182	Buy on EAN
VLT® AQUA Drive FC 200 11 KW / 15 HP, 380 - 480 VAC, IP20 / Chassis, RFI Class A2 (C3), No brake chopper FC-202P11KT4E20H2XNXXXXSXXXXA0BXXXXDX	131G0808	Buy on EAN
VLT® AutomationDrive FC 300 2.2 KW / 3.0 HP, 380 - 480 VAC, IP20 / Chassis, RFI Class A1/B (C1), Brake chopper Further options according to typecode	131B0716	Buy on EAN
VLT® AutomationDrive FC 300 2.2 KW / 3.0 HP, 200 - 240 VAC, IP20 / Chassis, RFI Class A2 (C3), Brake chopper Further options according to typecode	131B0715	Buy on EAN
VLT® AutomationDrive FC 300 90 KW / 125 HP, 380 - 500 VAC, IP54/Type 12+main shield, RFI class A1 (C2), No brake chopper Further options according to typecode	131N2423	Buy on EAN
VLT® HVAC Drive FC 102 160 KW / 250 HP, 380 - 480 VAC, Safe Stop, IP20 / Chassis, RFI Class A2 (C3), PROFINET MCA 120, No B Option, Coated PCB, No Mains Option FC-102N160T4E20H2TGCXXXSXXXXALBXXXXDX	134L5613	Buy on EAN
VLT® HVAC Drive FC 102 11 KW / 15 HP, 380 - 480 VAC, No brake chopper, IP20 / Chassis, RFI Class A1/B (C1), PROFIBUS DP MCA 101, No B Option, Not coated PCB, No Mains Option FC-102P11KT4E20H1XGXXXXSXXXXA0BXXXXDX	131F9846	Buy on EAN

VLT® HVAC Drive FC 102 45 KW / 60 HP, 380 - 480 VAC, No brake chopper, IP20 / Chassis, RFI Class A2 (C3), No A Option, No B Option, Not coated PCB, No Mains Option FC-102P45KT4E20H2XNXXXXXAXBXCXXXXX	131H8167	Buy on EAN
VLT® HVAC Drive FC 102 30 KW / 40 HP, 380 - 480 VAC, No brake chopper, IP55 / Type 12, RFI Class A1/B (cable len)(C1), PROFIBUS DP MCA 101, No B Option, Coated PCB, No Mains Option FC-102P30KT4E55H3XGCXXXSXXXXA0BXCXXXXX	131L8766	Buy on EAN
VLT® AutomationDrive FC 300 2.2 KW / 3.0 HP, 380 - 500 VAC, IP20 / Chassis, RFI Class A2 (C3), Brake chopper Further options according to typecode	131B0712	Buy on EAN
VLT® HVAC Drive FC 102 1.1 KW / 1.5 HP, 380 - 480 VAC, No brake chopper, IP20 / Chassis, RFI Class A1/B (C1), LonWorks MCA 108, No B Option, Not coated PCB, No Mains Option FC-102P1K1T4E20H1XXXXXXSXXXXAGBXCXXXXX	131F3248	Buy on EAN
VLT® AQUA Drive FC 200 45 KW / 60 HP, 380 - 480 VAC, IP20 / Chassis, RFI Class A2 (C3), No brake chopper FC-202P45KT4E20H2XGXXXXSXXXXAXBYCXXXXX	131G1640	Buy on EAN
VLT® HVAC Drive FC 102 37 KW / 50 HP, 380 - 480 VAC, No brake chopper, IP20 / Chassis, RFI Class A2 (C3), PROFIBUS DP MCA 101, No B Option, Not coated PCB, No Mains Option FC-102P37KT4E20H2XGXXXXSXXXXA0BXCXXXXX	131G0939	Buy on EAN
VLT® HVAC Drive FC 102 1.5 KW / 2.0 HP, 380 - 480 VAC, No brake chopper, IP20 / Chassis, RFI Class A2 (C3), No A Option, No B Option, Not coated PCB, No Mains Option FC-102P1K5T4E20H2XXXXXXSXXXXAXBXCXXXXX	131B4992	Buy on EAN
VLT® HVAC Drive FC 102 7.5 KW / 10 HP, 380 - 480 VAC, Brake chopper + Safe stop, IP55 / Type 12, RFI Class A1/B (C1), No A Option, No B Option, Coated PCB, No Mains Option FC-102P7K5T4E55H1UGCXXXSXXXXAXBXCXXXXX	131F3242	Buy on EAN
VLT® AutomationDrive FC 300 0.75 KW / 1.0 HP, 380 - 480 VAC, IP20 / Chassis, RFI Class A2 (C3), No brake chopper Further options according to typecode	131F5567	Buy on EAN
VLT® AQUA Drive FC 200 5.5 KW / 7.5 HP, 200 - 240 VAC, IP20 / Chassis, RFI Class A2 (C3), No brake chopper FC-202P5K5T2E20H2XGXXXXSXXXXAXBYCXXXXX	131L4729	Buy on EAN
VLT® AutomationDrive FC 300 5.5 KW / 7.5 HP, 380 - 480 VAC, IP20 / Chassis, RFI Class A2 (C3), No brake chopper Further options according to typecode	131B1377	Buy on EAN
VLT® AQUA Drive FC 200 22 KW / 30 HP, 380 - 480 VAC, IP20 / Chassis, RFI Class A1/B (C1), No brake chopper FC-202P22KT4E20H1XGCXXXSXXXXAXBXCXXXXX	131F6767	Buy on EAN
VLT® AutomationDrive FC 300 75 KW / 100 HP, 380 - 500 VAC, IP21 / Type 1, RFI Class A2 (C3), Brake chopper Further options according to typecode	131B6038	Buy on EAN
VLT® AutomationDrive FC 300 2.2 KW / 3.0 HP, 380 - 500 VAC, IP20 / Chassis, RFI Class A1/B (C1), No brake chopper Further options according to typecode	131B0464	Buy on EAN

VLT® AutomationDrive FC 300 315 KW / 450 HP, 380 - 500 VAC, IP54 / Type 12, RFI class A1 (C2), No brake chopper Further options according to typecode	131B6892	Buy on EAN
VLT® AQUA Drive FC 200 45 KW / 60 HP, 380 - 480 VAC, IP66 / NEMA 4X, RFI Class A2 (C3), No brake chopper FC-202P45KT4E66H2XGXXXXSXXXXAXBXXXXDX	131B9532	Buy on EAN
VLT® AQUA Drive FC 200 55 KW / 75 HP, 380 - 480 VAC, IP66 / NEMA 4X, RFI Class A2 (C3), No brake chopper FC-202P55KT4E66H2XGXXXXSXXXXAXBXXXXDX	131B9533	Buy on EAN
VLT® AQUA Drive FC 200 22 KW / 30 HP, 380 - 480 VAC, IP20 / Chassis, RFI Class A1/B (C1), No brake chopper FC-202P22KT4E20H1XGXXXXSXXXXAXBXXXXDX	131F6768	Buy on EAN
VLT® AutomationDrive FC 300 5.5 KW / 7.5 HP, 380 - 500 VAC, IP20 / Chassis, RFI Class A1/B (C1), No brake chopper Further options according to typecode	131B0467	Buy on EAN
VLT® AutomationDrive FC 300 55 KW / 75 HP, 380 - 500 VAC, IP21 / Type 1, RFI Class A2 (C3), No brake chopper Further options according to typecode	131B6032	Buy on EAN
VLT® AQUA Drive FC 200 7.5 KW / 10 HP, 380 - 480 VAC, IP20 / Chassis, RFI Class A2 (C3), Safe Stop FC-202P7K5T4E20H2TGXXXXSXXXXALBXXXXDX	134F7858	Buy on EAN
VLT® AutomationDrive FC 300 11 KW / 15 HP, 380 - 480 VAC, IP21 / Type 1, RFI Class A2 (C3), No brake chopper Further options according to typecode	131F2448	Buy on EAN
VLT® AutomationDrive FC 300 315 KW / 450 HP, 380 - 500 VAC, IP54 / Type 12, RFI class A1 (C2), No brake chopper Further options according to typecode	131B6890	Buy on EAN
VLT® AutomationDrive FC 300 2.2 KW / 3.0 HP, 380 - 500 VAC, IP20 / Chassis, RFI Class A1/B (C1), No brake chopper Further options according to typecode	131B0521	Buy on EAN
VLT® AQUA Drive FC 200 110 KW / 150 HP, 380 - 480 VAC, IP21 / Type 1, RFI class A1 (C2), No brake chopper FC-202N110T4E21H4XGCXXXXSXXXXAXBXXXXDX	134F4167	Buy on EAN
VLT® HVAC Drive FC 102 1.1 KW / 1.5 HP, 380 - 480 VAC, No brake chopper, IP55 / Type 12, RFI Class A1/B (C1), No A Option, No B Option, Not coated PCB, Mains Disconnect FC-102P1K1T4E55H1XGX1XXSXXXXAXBXXXXDX	131B7528	Buy on EAN
VLT® AutomationDrive FC 300 0.55 KW / 0.75 HP, 380 - 500 VAC, IP20 / Chassis, RFI Class A1/B (C1), No brake chopper Further options according to typecode	131B0460	Buy on EAN
VLT® HVAC Drive FC 102 11 KW / 15 HP, 380 - 480 VAC, No brake chopper, IP55 / Type 12, RFI Class A1/B (C1), No A Option, No B Option, Not coated PCB, No Mains Option FC-102P11KT4E55H1XGXXXXSXXXXAXBXXXXDX	131B1277	Buy on EAN
VLT® AQUA Drive FC 200 7.5 KW / 10 HP, 380 - 480 VAC, IP20 / Chassis, RFI Class A1/B (C1), No brake chopper FC-202P7K5T4E20H1XXXXXSXXXXA0BXXXXDX	131H2218	Buy on EAN
VLT® HVAC Drive FC 102 160 KW / 250 HP, 380 - 480 VAC, No brake chopper, IP21 / Type 1, RFI class A1 (C2), No A Option, No B Option, Not coated PCB, Mains Disconnect + Fuse FC-102P160T4E21H4XGX3XXSXXXXAXBXXXXDX	131F7957	Buy on EAN

VLT® HVAC Drive FC 102 250 KW / 350 HP, 380 - 480 VAC, No brake chopper, IP54 / Type 12, RFI Class A2 (C3), No A Option, No B Option, Not coated PCB, No Mains Option FC-102P250T4E54H2XGXXXXSXXXXAXBXCXXXXDX	131B6955	Buy on EAN
VLT® HVAC Drive FC 102 250 KW / 350 HP, 380 - 480 VAC, No brake chopper, IP54 / Type 12, RFI class A1 (C2), No A Option, No B Option, Not coated PCB, No Mains Option FC-102P250T4E54H4XGXXXXSXXXXAXBXCXXXXDX	131B6954	Buy on EAN
VLT® HVAC Drive FC 102 5.5 KW / 7.5 HP, 380 - 480 VAC, No brake chopper, IP20 / Chassis, RFI Class A2 (C3), No A Option, No B Option, Not coated PCB, No Mains Option FC-102P5K5T4E20H2XNXXXXSXXXXAXBXCXXXXDX	131B6918	Buy on EAN
VLT® HVAC Drive FC 102 11 KW / 15 HP, 380 - 480 VAC, No brake chopper, IP21 / Type 1, RFI Class A1/B (C1), No A Option, No B Option, Not coated PCB, No Mains Option FC-102P11KT4E21H1XGXXXXSXXXXAXBXCXXXXDX	131B1273	Buy on EAN
VLT® AQUA Drive FC 200 18.5 KW / 25 HP, 380 - 480 VAC, IP20 / Chassis, RFI Class A1/B (C1), No brake chopper FC-202P18KT4E20H1XXXXXSXXXXA0BXCXXXXDX	131H3722	Buy on EAN
VLT® AQUA Drive FC 200 132 KW / 200 HP, 380 - 480 VAC, IP54 / Type 12, RFI Class A2 (C3), No brake chopper FC-202N132T4E54H2XGRXXXXSXXXXAXBXCXXXXDX	134G9367	Buy on EAN
VLT® AutomationDrive FC 300 110 KW / 150 HP, 380 - 500 VAC, IP54 / Type 12, RFI class A1 (C2), No brake chopper Further options according to typecode	131B8209	Buy on EAN
VLT® HVAC Drive FC 102 7.5 KW / 10 HP, 380 - 480 VAC, No brake chopper, IP20 / Chassis, RFI Class A1/B (C1), PROFIBUS DP MCA 101, No B Option, Not coated PCB, No Mains Option FC-102P7K5T4E20H1XGXXXXSXXXXA0BXCXXXXDX	131B9524	Buy on EAN
VLT® AutomationDrive FC 300 355 KW / 500 HP, 380 - 500 VAC, IP21 / Type 1, RFI class A1 (C2), No brake chopper Further options according to typecode	131B6898	Buy on EAN
VLT® AutomationDrive FC 300 15 KW / 20 HP, 380 - 500 VAC, IP21 / Type 1, RFI Class A1/B (C1), No brake chopper Further options according to typecode	131B1681	Buy on EAN
VLT® AutomationDrive FC 300 18.5 KW / 25 HP, 380 - 480 VAC, IP20 / Chassis, RFI Class A1/B (C1), Brake chopper Further options according to typecode	131F6611	Buy on EAN
VLT® AutomationDrive FC 300 11 KW / 15 HP, 380 - 500 VAC, IP20 / Chassis, RFI Class A1/B (C1), Brake chopper Further options according to typecode	131F6613	Buy on EAN
VLT® AQUA Drive FC 200 4.0 KW / 5.5 HP, 380 - 480 VAC, IP55 / Type 12, RFI Class A1/B (C1), No brake chopper FC-202P4K0T4E55H1XGXXXXSXXXXAXBXCXXXXDX	131B9332	Buy on EAN
VLT® AQUA Drive FC 200 4.0 KW / 5.5 HP, 380 - 480 VAC, IP66 / NEMA 4X, RFI Class A2 (C3), No brake chopper FC-202P4K0T4E66H2XGXXXXSXXXXAXBXCXXXXDX	131B9333	Buy on EAN
VLT® AQUA Drive FC 200 45 KW / 60 HP, 200 - 240 VAC, IP55 / Type 12, RFI Class A2 (C3), No brake chopper FC-202P45KT2E55H2XGXXXXSXXXXAXBXCXXXXDX	131B9330	Buy on EAN

VLT® AutomationDrive FC 300 7.5 KW / 10 HP, 380 - 480 VAC, IP20 / Chassis, RFI Class A1/B (C1), No brake chopper Further options according to typecode	131B1443	Buy on EAN
VLT® AQUA Drive FC 200 132 KW / 200 HP, 380 - 480 VAC, IP00 / Chassis, RFI Class A2 (C3), No brake chopper FC-202P132T4E00H2XGXXXXSXXXXAXBXXXXDX	131B9335	Buy on EAN
VLT® AQUA Drive FC 200 22 KW / 30 HP, 380 - 480 VAC, IP20 / Chassis, RFI Class A1/B (C1), No brake chopper FC-202P22KT4E20H1XXCXXXXSXXXXA0BXXXXDX	131H7365	Buy on EAN
VLT® HVAC Drive FC 102 200 KW / 300 HP, 380 - 480 VAC, No brake chopper, IP54 / Type 12, RFI Class A2 (C3), No A Option, No B Option, Coated PCB, Mains Disconnect + Fuse FC-102N200T4E54H2XGC3XXSXXXXAXBXXXXDX	134G9095	Buy on EAN
VLT® HVAC Drive FC 102 160 KW / 250 HP, 380 - 480 VAC, No brake chopper, IP54 / Type 12, RFI Class A2 (C3), No A Option, No B Option, Coated PCB, Mains Disconnect + Fuse FC-102N160T4E54H2XGC3XXSXXXXAXBXXXXDX	134G9094	Buy on EAN
VLT® HVAC Drive FC 102 30 KW / 40 HP, 380 - 480 VAC, No brake chopper, IP66 / NEMA 4X, RFI Class A2 (C3), No A Option, MCB-101 General purp. I/O, Coated PCB, No Mains Option FC-102P30KT4E66H2XNCXXXXSXXXXAXBKXXXXDX	131U7042	Buy on EAN
VLT® AQUA Drive FC 200 75 KW / 100 HP, 380 - 480 VAC, IP21 / Type 1, RFI Class A2 (C3), No brake chopper FC-202P75KT4E21H2XGXXXXSXXXXAXBXXXXDX	131H9869	Buy on EAN
VLT® HVAC Drive FC 102 37 KW / 50 HP, 380 - 480 VAC, Brake chopper, IP20 / Chassis, RFI Class A2 (C3), No A Option, No B Option, Not coated PCB, No Mains Option FC-102P37KT4E20H2BGXXXXSXXXXAXBXXXXDX	131H7161	Buy on EAN
VLT® HVAC Drive FC 102 250 KW / 350 HP, 380 - 480 VAC, No brake chopper, IP20 / Chassis, RFI Class A2 (C3), No A Option, No B Option, Coated PCB, No Mains Option FC-102N250T4E20H2XGCXXXXSXXXXAXBXXXXDX	134F0530	Buy on EAN
VLT® HVAC Drive FC 102 5.5 KW / 7.5 HP, 380 - 480 VAC, Safe Stop, IP20 / Chassis, RFI Class A1/B (C1), PROFIBUS DP MCA 101, No B Option, Not coated PCB, No Mains Option FC-102P5K5T4E20H1TGXXXXSXXXXA0BXXXXDX	131G3931	Buy on EAN
VLT® HVAC Drive FC 102 90 KW / 125 HP, 380 - 480 VAC, Brake chopper, IP20 / Chassis, RFI Class A2 (C3), No A Option, No B Option, Not coated PCB, No Mains Option FC-102P90KT4E20H2BGXXXXSXXXXAXBXXXXDX	131H7164	Buy on EAN
VLT® AQUA Drive FC 200 18.5 KW / 25 HP, 380 - 480 VAC, IP20 / Chassis, RFI Class A2 (C3), No brake chopper FC-202P18KT4E20H2XXXXXSXXXXAXBXXXXDX	131F3063	Buy on EAN
VLT® HVAC Drive FC 102 22 KW / 30 HP, 380 - 480 VAC, No brake chopper, IP55 / Type 12, RFI Class A1/B (cable len)(C1), PROFINET MCA 120, No B Option, Not coated PCB, No Mains Option FC-102P22KT4E55H3XGXXXXSXXXXALBXXXXDX	134U6275	Buy on EAN
VLT® AutomationDrive FC 300 1.1 KW / 1.5 HP, 380 - 500 VAC, IP20 / Chassis, RFI Class A1/B (C1), Brake chopper Further options according to typecode	131B2868	Buy on EAN

VLT® HVAC Drive FC 102 315 KW / 450 HP, 380 - 480 VAC, No brake chopper, IP54/Type 12+main shield, RFI class A1 (C2), No A Option, No B Option, Coated PCB, No Mains Option FC-102P315T4E5MH4XGCXXXSXXXAXBXXXXX	131F8004	Buy on EAN
VLT® AutomationDrive FC 300 0.37 KW / 0.50 HP, 380 - 500 VAC, IP20 / Chassis, RFI Class A2 (C3), No brake chopper Further options according to typecode	131B0647	Buy on EAN
VLT® AutomationDrive FC 300 0.75 KW / 1.0 HP, 380 - 500 VAC, IP20 / Chassis, RFI Class A2 (C3), No brake chopper Further options according to typecode	131B0649	Buy on EAN
VLT® AutomationDrive FC 300 15 KW / 20 HP, 380 - 500 VAC, IP20 / Chassis, RFI Class A1/B (C1), Brake chopper Further options according to typecode	131F5235	Buy on EAN
VLT® HVAC Drive FC 102 110 KW / 150 HP, 380 - 480 VAC, No brake chopper, IP21 / Type 1, RFI class A1 (C2), No A Option, No B Option, Not coated PCB, No Mains Option FC-102P110T4E21H4XGXXXXSXXXAXBXXXXX	131B6928	Buy on EAN
VLT® AQUA Drive FC 200 0.37 KW / 0.50 HP, 380 - 480 VAC, IP55 / Type 12 A4 Frame, RFI Class A1/B (C1), No brake chopper FC-202PK37T4Z55H1XGCXXXSXXXA0BXXXXX	131U3698	Buy on EAN
VLT® AQUA Drive FC 200 37 KW / 50 HP, 380 - 480 VAC, IP55 / Type 12, RFI Class A1/B (C1), No brake chopper FC-202P37KT4E55H1XGCXXXSXXXA0BYCXXXXX	131H7033	Buy on EAN
VLT® HVAC Drive FC 102 45 KW / 60 HP, 525 - 690 VAC *, Safe Stop, IP20 / Chassis, RFI class A1 (C2), No A Option, MCB-101 General purp. I/O, Coated PCB, No Mains Option FC-102P45KT7E20H4TGCXXXSXXXAXBKXXXXX	134U6891	Buy on EAN
VLT® HVAC Drive FC 102 110 KW / 150 HP, 380 - 480 VAC, No brake chopper, IP00 / Chassis, RFI Class A2 (C3), No A Option, No B Option, Not coated PCB, No Mains Option FC-102P110T4E00H2XGXXXXSXXXAXBXXXXX	131B6927	Buy on EAN
VLT® AQUA Drive FC 200 30 KW / 40 HP, 200 - 240 VAC, IP20 / Chassis, RFI Class A2 (C3), No brake chopper FC-202P30KT2E20H2XGXXXXSXXXAXBXXXXX	131H6160	Buy on EAN
VLT® HVAC Drive FC 102 1.1 KW / 1.5 HP, 380 - 480 VAC, No brake chopper, IP20 / Chassis, RFI Class A2 (C3), PROFIBUS DP MCA 101, No B Option, Not coated PCB, No Mains Option FC-102P1K1T4E20H2XGXXXXSXXXA0BXXXXX	131F4728	Buy on EAN
VLT® AutomationDrive FC 300 15 KW / 20 HP, 380 - 480 VAC, IP20 / Chassis, RFI Class A1/B (C1), No brake chopper Further options according to typecode	131F4729	Buy on EAN
VLT® AutomationDrive FC 300 0.55 KW / 0.75 HP, 380 - 480 VAC, IP20 / Chassis, RFI Class A1/B (C1), No brake chopper Further options according to typecode	131B0906	Buy on EAN
VLT® AutomationDrive FC 300 22 KW / 30 HP, 380 - 500 VAC, IP55 / Type 12, RFI Class A1/B (C1), No brake chopper Further options according to typecode	131B2263	Buy on EAN
VLT® AutomationDrive FC 300 0.55 KW / 0.75 HP, 380 - 480 VAC, IP20 / Chassis, RFI Class A1/B (C1), Brake chopper Further options according to typecode	131B0907	Buy on EAN

VLT® HVAC Drive FC 102 45 KW / 60 HP, 380 - 480 VAC, No brake chopper, IP20 / Chassis, RFI Class A1/B (C1), No A Option, No B Option, Not coated PCB, No Mains Option FC-102P45KT4E20H1XGXXXXSXXXXAXBXCXXXXDX	131F0340	Buy on EAN
VLT® AutomationDrive FC 300 0.55 KW / 0.75 HP, 380 - 480 VAC, IP20 / Chassis, RFI Class A1/B (C1), No brake chopper Further options according to typecode	131B0905	Buy on EAN
VLT® AQUA Drive FC 200 1.1 KW / 1.5 HP, 380 - 480 VAC, IP20 / Chassis, RFI Class A2 (C3), No brake chopper FC-202P1K1T4E20H2XXXXXSXXXXA0BXCXXXXDX	131H2911	Buy on EAN
VLT® HVAC Drive FC 102 3.7 KW / 5.0 HP, 200 - 240 VAC, No brake chopper, IP55 / Type 12, RFI Class A1/B (C1), No A Option, No B Option, Coated PCB, No Mains Option FC-102P3K7T2E55H1XGCXXXSXXXXAXBXCXXXXDX	131B9295	Buy on EAN
VLT® HVAC Drive FC 102 75 KW / 100 HP, 380 - 480 VAC, Safe Stop, IP55 / Type 12, RFI Class A2 (C3), No A Option, No B Option, Not coated PCB, No Mains Option FC-102P75KT4E55H2TGXXXXSXXXXAXBXCXXXXDX	131G8793	Buy on EAN
VLT® AutomationDrive FC 300 7.5 KW / 10 HP, 380 - 500 VAC, IP55 / Type 12, RFI Class A1/B (C1), Brake chopper Further options according to typecode	131B1067	Buy on EAN
VLT® AQUA Drive FC 200 5.5 KW / 7.5 HP, 380 - 480 VAC, IP20 / Chassis, RFI Class A2 (C3), Safe Stop FC-202P5K5T4E20H2TXXXXXSXXXXALBXCXXXXDX	134L5890	Buy on EAN
VLT® AutomationDrive FC 300 90 KW / 125 HP, 380 - 500 VAC, IP00 / Chassis, RFI Class A2 (C3), No brake chopper Further options according to typecode	131B6818	Buy on EAN
VLT® AutomationDrive FC 300 110 KW / 150 HP, 380 - 500 VAC, IP00 / Chassis, RFI class A1 (C2), No brake chopper Further options according to typecode	131B6819	Buy on EAN
VLT® HVAC Drive FC 102 15 KW / 20 HP, 380 - 480 VAC, No brake chopper, IP55 / Type 12, RFI Class A1/B (C1), No A Option, No B Option, Coated PCB, No Mains Option FC-102P15KT4E55H1XGCXXXSXXXXAXBXCXXXXDX	131B6816	Buy on EAN
VLT® AutomationDrive FC 300 110 KW / 150 HP, 380 - 500 VAC, IP00 / Chassis, RFI Class A2 (C3), No brake chopper Further options according to typecode	131B6814	Buy on EAN
VLT® AQUA Drive FC 200 15 KW / 20 HP, 380 - 480 VAC, IP20 / Chassis, RFI Class A2 (C3), No brake chopper FC-202P15KT4E20H2XGCXXXSXXXXA0BXCXXXXDX	131H6013	Buy on EAN
VLT® AutomationDrive FC 300 11 KW / 15 HP, 380 - 500 VAC, IP55 / Type 12, RFI Class A2 (C3), Brake chopper Further options according to typecode	131B1664	Buy on EAN
VLT® AQUA Drive FC 200 22 KW / 30 HP, 380 - 480 VAC, IP20 / Chassis, RFI Class A2 (C3), No brake chopper FC-202P22KT4E20H2XGCXXXSXXXXA0BXCXXXXDX	131H6015	Buy on EAN
VLT® AQUA Drive FC 200 30 KW / 40 HP, 380 - 480 VAC, IP20 / Chassis, RFI Class A2 (C3), No brake chopper FC-202P30KT4E20H2XGCXXXSXXXXA0BXCXXXXDX	131H6016	Buy on EAN
VLT® AQUA Drive FC 200 45 KW / 60 HP, 380 - 480 VAC, IP20 / Chassis, RFI Class A2 (C3), No brake chopper FC-202P45KT4E20H2XGCXXXSXXXXA0BXCXXXXDX	131H6017	Buy on EAN

VLT® AQUA Drive FC 200 37 KW / 50 HP, 200 - 240 VAC, IP20 / Chassis, RFI Class A1/B (C1), No brake chopper FC-202P37KT2E20H1XGXXXXXXXA0BXCXXXXX	131L7002	Buy on EAN
VLT® AQUA Drive FC 200 55 KW / 75 HP, 380 - 480 VAC, IP20 / Chassis, RFI Class A2 (C3), No brake chopper FC-202P55KT4E20H2XGXXXXXXXALBXCXXXXX	134G5823	Buy on EAN
VLT® HVAC Drive FC 102 11 KW / 15 HP, 380 - 480 VAC, No brake chopper, IP20 / Chassis, RFI Class A2 (C3), PROFIBUS DP MCA 101, No B Option, Not coated PCB, No Mains Option FC-102P11KT4E20H2XGXXXXXXXA0BXCXXXXX	131G0740	Buy on EAN
VLT® HVAC Drive FC 102 500 KW / 650 HP, 380 - 480 VAC, No brake chopper, IP54 / Type 12, RFI Class A2 (C3), No A Option, No B Option, Coated PCB, No Mains Option FC-102P500T4E54H2XGCXXXSXXXAXBXCXXXXX	131G4864	Buy on EAN
VLT® AutomationDrive FC 300 22 KW / 30 HP, 380 - 500 VAC, IP20 / Chassis, RFI Class A1/B (C1), No brake chopper Further options according to typecode	131H1592	Buy on EAN
VLT® AutomationDrive FC 300 37 KW / 50 HP, 380 - 500 VAC, IP20 / Chassis, RFI Class A2 (C3), No brake chopper Further options according to typecode	131H1593	Buy on EAN
VLT® AutomationDrive FC 300 55 KW / 75 HP, 380 - 500 VAC, IP20 / Chassis, RFI Class A1/B (C1), No brake chopper Further options according to typecode	131H1594	Buy on EAN
VLT® AutomationDrive FC 300 30 KW / 40 HP, 380 - 500 VAC, IP20 / Chassis, RFI Class A2 (C3), No brake chopper Further options according to typecode	131H1595	Buy on EAN
VLT® AutomationDrive FC 300 18.5 KW / 25 HP, 380 - 500 VAC, IP20 / Chassis, RFI Class A1/B (C1), No brake chopper Further options according to typecode	131H1597	Buy on EAN
VLT® AutomationDrive FC 300 18.5 KW / 25 HP, 380 - 500 VAC, IP20 / Chassis, RFI Class A1/B (C1), Brake chopper Further options according to typecode	131H1598	Buy on EAN
VLT® AutomationDrive FC 300 37 KW / 50 HP, 380 - 500 VAC, IP20 / Chassis, RFI Class A1/B (C1), No brake chopper Further options according to typecode	131H1599	Buy on EAN
VLT® AutomationDrive FC 300 37 KW / 50 HP, 380 - 480 VAC, IP55 / Type 12, RFI Class A1/B (C1), Brake chopper Further options according to typecode	131B6465	Buy on EAN
VLT® AutomationDrive FC 300 5.5 KW / 7.5 HP, 380 - 500 VAC, IP55 / Type 12, RFI Class A1/B (C1), No brake chopper Further options according to typecode	131B4760	Buy on EAN
VLT® AQUA Drive FC 200 7.5 KW / 10 HP, 380 - 480 VAC, IP55 / Type 12, RFI Class A2 (C3), No brake chopper FC-202P7K5T4E55H2XGXXXXXXXALBXCXXXXX	134F3783	Buy on EAN
VLT® HVAC Drive FC 102 800 KW / 1200 HP, 380 - 480 VAC, No brake chopper, IP54 / Type 12, RFI Class A2 (C3), No A Option, No B Option, Coated PCB, No Mains Option FC-102P800T4E54H2XGCXKXSXXXAXBXCXXXXX	134U5018	Buy on EAN
VLT® AutomationDrive FC 300 0.37 KW / 0.50 HP, 380 - 500 VAC, IP20 / Chassis, RFI Class A1/B (C1), No brake chopper Further options according to typecode	131B1255	Buy on EAN

VLT® HVAC Drive FC 102 30 KW / 40 HP, 380 - 480 VAC, Safe Stop, IP20 / Chassis, RFI Class A2 (C3), PROFINET MCA 120, No B Option, Coated PCB, No Mains Option FC-102P30KT4E20H2TGCXXXSXXXXALBXCXXXXX	134U5010	Buy on EAN
VLT® AutomationDrive FC 300 4.0 KW / 5.5 HP, 380 - 500 VAC, IP20 / Chassis, RFI Class A1/B (C1), Brake chopper Further options according to typecode	131B4788	Buy on EAN
VLT® AutomationDrive FC 300 7.5 KW / 10 HP, 380 - 500 VAC, IP20 / Chassis, RFI Class A1/B (C1), Brake chopper Further options according to typecode	131B4789	Buy on EAN
VLT® AutomationDrive FC 300 90 KW / 125 HP, 380 - 500 VAC, IP00 / Chassis, RFI Class A2 (C3), Brake chopper Further options according to typecode	131X3717	Buy on EAN
VLT® HVAC Drive FC 102 7.5 KW / 10 HP, 380 - 480 VAC, No brake chopper, IP20 / Chassis, RFI Class A1/B (C1), LonWorks MCA 108, No B Option, Not coated PCB, No Mains Option FC-102P7K5T4E20H1XGXXXSXXXXAGBXCXXXXX	131F1930	Buy on EAN
VLT® AutomationDrive FC 300 1.1 KW / 1.5 HP, 380 - 500 VAC, IP20 / Chassis, RFI Class A1/B (C1), Brake chopper Further options according to typecode	131B4786	Buy on EAN
VLT® HVAC Drive FC 102 1.5 KW / 2.0 HP, 380 - 480 VAC, No brake chopper, IP20 / Chassis, RFI Class A2 (C3), LonWorks MCA 108, No B Option, Not coated PCB, No Mains Option FC-102P1K5T4E20H2XGXXXSXXXXAGBXCXXXXX	131F8023	Buy on EAN
VLT® AutomationDrive FC 300 5.5 KW / 7.5 HP, 380 - 500 VAC, IP66 / NEMA 4X, RFI Class A1/B (C1), No brake chopper Further options according to typecode	131B7320	Buy on EAN
VLT® AQUA Drive FC 200 22 KW / 30 HP, 380 - 480 VAC, IP20 / Chassis, RFI Class A2 (C3), No brake chopper FC-202P22KT4E20H2XXXXXSXXXXA4BXCXXXXX	131L0247	Buy on EAN
VLT® HVAC Drive FC 102 22 KW / 30 HP, 380 - 480 VAC, No brake chopper, IP55 / Type 12, RFI Class A1/B (C1), No A Option, No B Option, Not coated PCB, No Mains Option FC-102P22KT4E55H1XGXXXSXXXXAXBXCXXXXX	131B4267	Buy on EAN
VLT® HVAC Drive FC 102 110 KW / 150 HP, 380 - 480 VAC, No brake chopper, IP00 / Chassis, RFI Class A2 (C3), PROFIBUS DP MCA 101, No B Option, Not coated PCB, No Mains Option FC-102P110T4E00H2XGXXXSXXXXA0BXCXXXXX	131L4589	Buy on EAN
VLT® AQUA Drive FC 200 15 KW / 20 HP, 380 - 480 VAC, IP66 / NEMA 4X, RFI Class A2 (C3), No brake chopper FC-202P15KT4E66H2XNXXXSXXXXA0BXCXXXXX	131Z8115	Buy on EAN
VLT® AutomationDrive FC 300 22 KW / 30 HP, 380 - 480 VAC, IP55 / Type 12, RFI Class A1/B (C1), No brake chopper Further options according to typecode	131B5780	Buy on EAN
VLT® AutomationDrive FC 300 18.5 KW / 25 HP, 380 - 500 VAC, IP55 / Type12 Backplate, RFI Class A2 (C3), No brake chopper Further options according to typecode	131B5785	Buy on EAN
VLT® AQUA Drive FC 200 11 KW / 15 HP, 380 - 480 VAC, IP55 / Type 12, RFI Class A1/B (C1), No brake chopper FC-202P11KT4E55H1XGX1XSXXXXALBXCXXXXX	134H3557	Buy on EAN

VLT® HVAC Drive FC 102 132 KW / 200 HP, 380 - 480 VAC, No brake chopper, IP20 / Chassis, RFI Class A2 (C3), LonWorks MCA 108, No B Option, Coated PCB, No Mains Option FC-102N132T4E20H2XGCXXXSXXXA0BXCXXXXDX	134H6072	Buy on EAN
VLT® HVAC Drive FC 102 3.0 KW / 4.0 HP, 380 - 480 VAC, No brake chopper, IP20 / Chassis, RFI Class A1/B (cable len)(C1), No A Option, No B Option, Not coated PCB, No Mains Option FC-102P3K0T4E20H3XGXXXXSXXXXAXBXXXXDX	131B5471	Buy on EAN
VLT® AutomationDrive FC 300 30 KW / 40 HP, 380 - 500 VAC, IP20 / Chassis, RFI Class A2 (C3), Brake chopper Further options according to typecode	131G6518	Buy on EAN
VLT® HVAC Drive FC 102 110 KW / 150 HP, 380 - 480 VAC, No brake chopper, IP20 / Chassis, RFI Class A2 (C3), PROFIBUS DP MCA 101, No B Option, Coated PCB, No Mains Option FC-102N110T4E20H2XGCXXXSXXXXA0BXCXXXXDX	134F4995	Buy on EAN
VLT® AQUA Drive FC 200 55 KW / 75 HP, 525 - 690 VAC *, IP55 / Type 12, RFI Class A2 (C3), No brake chopper FC-202P55KT7E55H2XGCXXXSXXXXAXBXXXXDX	131X2280	Buy on EAN
VLT® AutomationDrive FC 300 1.1 KW / 1.5 HP, 380 - 480 VAC, IP20 / Chassis, RFI Class A1/B (C1), No brake chopper Further options according to typecode	131B0938	Buy on EAN
VLT® AutomationDrive FC 300 1.1 KW / 1.5 HP, 380 - 480 VAC, IP20 / Chassis, RFI Class A1/B (C1), No brake chopper Further options according to typecode	131B0937	Buy on EAN
VLT® AutomationDrive FC 300 1.1 KW / 1.5 HP, 380 - 480 VAC, IP20 / Chassis, RFI Class A2 (C3), No brake chopper Further options according to typecode	131B0934	Buy on EAN
VLT® AutomationDrive FC 300 15 KW / 20 HP, 380 - 500 VAC, IP20 / Chassis, RFI Class A1/B (C1), Brake chopper Further options according to typecode	131H0241	Buy on EAN
VLT® AQUA Drive FC 200 5.5 KW / 7.5 HP, 200 - 240 VAC, IP20 / Chassis, RFI Class A1/B (C1), No brake chopper FC-202P5K5T2E20H1XGXXXXSXXXXAXBXXXXDX	131F9649	Buy on EAN
VLT® AutomationDrive FC 300 18.5 KW / 25 HP, 380 - 500 VAC, IP21 / Type 1, RFI Class A1/B (C1), No brake chopper Further options according to typecode	131B4599	Buy on EAN
VLT® AutomationDrive FC 300 3.0 KW / 4.0 HP, 380 - 480 VAC, IP20 / Chassis, RFI Class A2 (C3), No brake chopper Further options according to typecode	131B0979	Buy on EAN
VLT® AutomationDrive FC 300 45 KW / 60 HP, 380 - 500 VAC, IP20 / Chassis, RFI Class A2 (C3), No brake chopper Further options according to typecode	131F7150	Buy on EAN
VLT® AutomationDrive FC 300 75 KW / 100 HP, 380 - 500 VAC, IP20 / Chassis, RFI Class A1/B (C1), No brake chopper Further options according to typecode	131H2522	Buy on EAN
VLT® AQUA Drive FC 200 200 KW / 300 HP, 380 - 480 VAC, IP54/Type 12 +Space Heat, RFI Class A2 (C3), No brake chopper FC-202N200T4H54H2XGCXXXSXXXXAXBXXXXDX	134U0613	Buy on EAN

VLT® AQUA Drive FC 200 11 KW / 15 HP, 380 - 480 VAC, IP20 / Chassis, RFI Class A2 (C3), No brake chopper FC-202P11KT4E20H2XGXXXXSXXXXAXBYCXXXXDX	131G1438	Buy on EAN
VLT® AQUA Drive FC 200 11 KW / 15 HP, 380 - 480 VAC, IP20 / Chassis, RFI Class A2 (C3), No brake chopper FC-202P11KT4E20H2XGXXXXSXXXXA0BYCXXXXDX	131G1439	Buy on EAN
VLT® AutomationDrive FC 300 11 KW / 15 HP, 380 - 500 VAC, IP21 / Type 1, RFI Class A1/B (C1), No brake chopper Further options according to typecode	131B3230	Buy on EAN
VLT® AutomationDrive FC 300 15 KW / 20 HP, 380 - 500 VAC, IP21 / Type 1, RFI Class A1/B (C1), No brake chopper Further options according to typecode	131B3233	Buy on EAN
VLT® HVAC Drive FC 102 30 KW / 40 HP, 380 - 480 VAC, No brake chopper, IP21 / Type 1, RFI Class A1/B (cable len) (C1), No A Option, No B Option, Not coated PCB, No Mains Option FC-102P30KT4E21H3XGXXXXSXXXXAXBXCXXXXDX	131B5478	Buy on EAN
VLT® AQUA Drive FC 200 11 KW / 15 HP, 380 - 480 VAC, IP20 / Chassis, RFI Class A2 (C3), No brake chopper FC-202P11KT4E20H2XNXXXXSXXXXA4BXCXXXXDX	131G1436	Buy on EAN
VLT® HVAC Drive FC 102 7.5 KW / 10 HP, 380 - 480 VAC, No brake chopper, IP55 / Type 12, RFI Class A2 (C3), No A Option, No B Option, Coated PCB, No Mains Option FC-102P7K5T4E55H2XGCXXXXSXXXXAXBXCXXXXDX	131B4237	Buy on EAN
VLT® AQUA Drive FC 200 90 KW / 125 HP, 380 - 480 VAC, IP20 / Chassis, RFI Class A2 (C3), Safe Stop FC-202P90KT4E20H2TGCXXXXSXXXXA0BXCXXXXD0	134H5921	Buy on EAN
VLT® AQUA Drive FC 200 315 KW / 450 HP, 380 - 480 VAC, IP20 / Chassis, RFI Class A2 (C3), No brake chopper FC-202N315T4E20H2XGCXXXXSXXXXAXBXCXXXXDX	134F4192	Buy on EAN
VLT® AutomationDrive FC 300 5.5 KW / 7.5 HP, 200 - 240 VAC, IP21 / Type 1, RFI Class A2 (C3), Brake chopper Further options according to typecode	131B8306	Buy on EAN
VLT® HVAC Drive FC 102 30 KW / 40 HP, 380 - 480 VAC, Safe Stop, IP20 / Chassis, RFI Class A2 (C3), PROFINET MCA 120, No B Option, Not coated PCB, No Mains Option FC-102P30KT4E20H2TGXXXXSXXXXALBXCXXXXDX	134L8339	Buy on EAN
VLT® AutomationDrive FC 300 3.0 KW / 4.0 HP, 380 - 500 VAC, IP20 / Chassis, RFI Class A1/B (C1), No brake chopper Further options according to typecode	131B1258	Buy on EAN
VLT® AutomationDrive FC 300 0.75 KW / 1.0 HP, 380 - 500 VAC, IP20 / Chassis, RFI Class A2 (C3), No brake chopper Further options according to typecode	131B0728	Buy on EAN
VLT® HVAC Drive FC 102 160 KW / 250 HP, 380 - 480 VAC, Safe Stop, IP54 / Type 12, RFI Class A2 (C3), PROFIBUS DP MCA 101, No B Option, Coated PCB, Mains Disconnect + Fuse FC-102P160T4E54H2TGC3XXSXXXXA0BXCXXXXD0	134F3186	Buy on EAN
VLT® AutomationDrive FC 300 90 KW / 125 HP, 380 - 500 VAC, IP21 / Type 1, RFI Class A2 (C3), Brake chopper Further options according to typecode	131F2874	Buy on EAN
VLT® AQUA Drive FC 200 200 KW / 300 HP, 380 - 480 VAC, IP54 / Type 12, RFI class A1 (C2), No brake chopper FC-202P200T4E54H4XGCXXXXSXXXXAXBXCXXXXDX	131F3658	Buy on EAN

VLT® AutomationDrive FC 300 30 KW / 40 HP, 200 - 240 VAC, IP21 / Type 1, RFI Class A2 (C3), No brake chopper Further options according to typecode	131B5830	Buy on EAN
VLT® AutomationDrive FC 300 7.5 KW / 10 HP, 380 - 480 VAC, IP20 / Chassis, RFI Class A1/B (C1), No brake chopper Further options according to typecode	131B1301	Buy on EAN
VLT® HVAC Drive FC 102 110 KW / 150 HP, 380 - 480 VAC, No brake chopper, IP00 / Chassis, RFI Class A2 (C3), No A Option, MCB-101 General purp. I/O, Not coated PCB, No Mains Option FC-102P110T4E00H2XGXXXXSXXXXAXBKXXXXDX	131F7572	Buy on EAN
VLT® HVAC Drive FC 102 132 KW / 200 HP, 380 - 480 VAC, No brake chopper, IP00 / Chassis, RFI Class A2 (C3), No A Option, MCB-101 General purp. I/O, Not coated PCB, No Mains Option FC-102P132T4E00H2XGXXXXSXXXXAXBKXXXXDX	131F7573	Buy on EAN
VLT® AutomationDrive FC 300 11 KW / 15 HP, 380 - 480 VAC, IP21 / Type 1, RFI Class A2 (C3), Brake chopper Further options according to typecode	131B3658	Buy on EAN
VLT® HVAC Drive FC 102 200 KW / 300 HP, 380 - 480 VAC, No brake chopper, IP00 / Chassis, RFI Class A2 (C3), No A Option, MCB-101 General purp. I/O, Not coated PCB, No Mains Option FC-102P200T4E00H2XGXXXXSXXXXAXBKXXXXDX	131F7576	Buy on EAN
VLT® HVAC Drive FC 102 22 KW / 30 HP, 380 - 480 VAC, Safe Stop, IP20 / Chassis, RFI Class A2 (C3), PROFIBUS DP MCA 101, No B Option, Not coated PCB, No Mains Option FC-102P22KT4E20H2TGXXXXSXXXXA0BXCXXXXDO	134F5925	Buy on EAN
VLT® HVAC Drive FC 102 200 KW / 300 HP, 380 - 480 VAC, No brake chopper, IP21 / Type 1, RFI Class A2 (C3), No A Option, No B Option, Coated PCB, No Mains Option FC-102P200T4E21H2XGCXXXXSXXXXAXBKXXXXDX	131N3743	Buy on EAN
VLT® HVAC Drive FC 102 160 KW / 250 HP, 380 - 480 VAC, No brake chopper, IP00 / Chassis, RFI Class A2 (C3), No A Option, MCB-101 General purp. I/O, Not coated PCB, No Mains Option FC-102P160T4E00H2XGXXXXSXXXXAXBKXXXXDX	131F7575	Buy on EAN
VLT® AQUA Drive FC 200 18.5 KW / 25 HP, 380 - 480 VAC, IP55 / Type 12, RFI Class A1/B (C1), Brake chopper + Safe stop FC-202P18KT4E55H1UGCXXXXSXXXXAXBKXXXXDX	131F3093	Buy on EAN
VLT® HVAC Drive FC 102 110 KW / 150 HP, 380 - 480 VAC, No brake chopper, IP00 / Chassis, RFI class A1 (C2), No A Option, MCB-101 General purp. I/O, Not coated PCB, No Mains Option FC-102P110T4E00H4XGXXXXSXXXXAXBKXXXXDX	131F7579	Buy on EAN
VLT® AutomationDrive FC 300 0.75 KW / 1.0 HP, 380 - 480 VAC, IP20 / Chassis A1 Frame, RFI Class A1/B (cable len) (C1), Safe Stop Further options according to typecode	131B3306	Buy on EAN
VLT® AQUA Drive FC 200 4.0 KW / 5.5 HP, 380 - 480 VAC, IP20 / Chassis, RFI Class A2 (C3), No brake chopper FC-202P4K0T4E20H2XXXXXSXXXXANBXCXXXXDX	131X1634	Buy on EAN

VLT® AQUA Drive FC 200 15 KW / 20 HP, 380 - 480 VAC, IP20 / Chassis, RFI Class A1/B (C1), No brake chopper FC-202P15KT4E20H1XXXXXSXXXXA0BXCXXXXDX	131H0633	Buy on EAN
VLT® HVAC Drive FC 102 4.0 KW / 5.5 HP, 380 - 480 VAC, No brake chopper, IP55 / Type 12, RFI Class A1/B (C1), No A Option, No B Option, Coated PCB, No Mains Option FC-102P4K0T4E55H1XGCXXXSXXXXAXBXXXXDX	131B8430	Buy on EAN
VLT® AQUA Drive FC 200 3.0 KW / 4.0 HP, 380 - 480 VAC, IP20 / Chassis, RFI Class A2 (C3), No brake chopper FC-202P3K0T4E20H2XNXXXXSXXXXANBXCXXXXDX	131X1632	Buy on EAN
VLT® HVAC Drive FC 102 200 KW / 300 HP, 380 - 480 VAC, No brake chopper, IP21 / Type 1, RFI class A1 (C2), No A Option, MCB-109 I/O, RTC Back-up, Not coated PCB, No Mains Option FC-102P200T4E21H4XGXXXSXXXXAXB0CXXXXDX	131F7975	Buy on EAN
VLT® HVAC Drive FC 102 200 KW / 300 HP, 380 - 480 VAC, No brake chopper, IP21 / Type 1, RFI class A1 (C2), No A Option, No B Option, Not coated PCB, Mains Disconnect + Fuse FC-102P200T4E21H4XGX3XXSXXXXAXBXXXXDX	131F7973	Buy on EAN
VLT® HVAC Drive FC 102 7.5 KW / 10 HP, 380 - 480 VAC, No brake chopper, IP20 / Chassis, RFI Class A2 (C3), PROFINET MCA 120, No B Option, Not coated PCB, No Mains Option FC-102P7K5T4E20H2XGXXXSXXXXALBXCXXXXDX	131Z7756	Buy on EAN
VLT® AutomationDrive FC 300 0.55 KW / 0.75 HP, 380 - 500 VAC, IP55 / Type 12, RFI Class A1/B (C1), No brake chopper Further options according to typecode	131B2428	Buy on EAN
VLT® AQUA Drive FC 200 15 KW / 20 HP, 380 - 480 VAC, IP20 / Chassis, RFI Class A1/B (cable len)(C1), No brake chopper FC-202P15KT4E20H3XGXXXSXXXXAXBXXXXDX	131F8517	Buy on EAN
VLT® AQUA Drive FC 200 11 KW / 15 HP, 380 - 480 VAC, IP20 / Chassis, RFI Class A1/B (cable len)(C1), No brake chopper FC-202P11KT4E20H3XGXXXSXXXXAXBXXXXDX	131F8516	Buy on EAN
VLT® AQUA Drive FC 200 15 KW / 20 HP, 380 - 480 VAC, IP20 / Chassis, RFI Class A1/B (C1), No brake chopper FC-202P15KT4E20H1XXXXXSXXXXAXBXXXXDX	131F7885	Buy on EAN
VLT® AQUA Drive FC 200 37 KW / 50 HP, 380 - 480 VAC, IP55 / Type 12, RFI Class A1/B (C1), No brake chopper FC-202P37KT4E55H1XGX1XSXXXXAXBXXXXDX	131F2053	Buy on EAN
VLT® AQUA Drive FC 200 2.2 KW / 3.0 HP, 380 - 480 VAC, IP20 / Chassis, RFI Class A2 (C3), No brake chopper FC-202P2K2T4E20H2XNXXXXSXXXXANBXCXXXXDX	131X4573	Buy on EAN
VLT® AQUA Drive FC 200 5.5 KW / 7.5 HP, 380 - 480 VAC, IP20 / Chassis, RFI Class A2 (C3), No brake chopper FC-202P5K5T4E20H2XNXXXXSXXXXANBXCXXXXDX	131X4575	Buy on EAN
VLT® AQUA Drive FC 200 2.2 KW / 3.0 HP, 380 - 480 VAC, IP20 / Chassis, RFI Class A2 (C3), No brake chopper FC-202P2K2T4E20H2XXXXXSXXXXANBXCXXXXDX	131X4574	Buy on EAN

VLT® HVAC Drive FC 102 18.5 KW / 25 HP, 200 - 240 VAC, No brake chopper, IP20 / Chassis, RFI Class A2 (C3), No A Option, No B Option, Not coated PCB, No Mains Option FC-102P18KT2E20H2XGXXXXXXXAXBXXXXX	131F3505	Buy on EAN
VLT® AutomationDrive FC 300 22 KW / 30 HP, 380 - 480 VAC, IP20 / Chassis, RFI Class A1/B (C1), No brake chopper Further options according to typecode	131F6599	Buy on EAN
VLT® AutomationDrive FC 300 18.5 KW / 25 HP, 380 - 480 VAC, IP20 / Chassis, RFI Class A1/B (C1), No brake chopper Further options according to typecode	131F6598	Buy on EAN
VLT® AQUA Drive FC 200 400 KW / 550 HP, 380 - 480 VAC, IP54 / Type 12, RFI Class A2 (C3), No brake chopper FC-202P400T4E54H2XGCXXXXXXXAXBXXXXX	131B9509	Buy on EAN
VLT® AutomationDrive FC 300 11 KW / 15 HP, 200 - 240 VAC, IP55 / Type 12, RFI Class A2 (C3), No brake chopper Further options according to typecode	131B6004	Buy on EAN
VLT® AutomationDrive FC 300 7.5 KW / 10 HP, 380 - 500 VAC, IP20 / Chassis, RFI Class A1/B (C1), Brake chopper Further options according to typecode	131B6007	Buy on EAN
VLT® AQUA Drive FC 200 2.2 KW / 3.0 HP, 380 - 480 VAC, IP20 / Chassis, RFI Class A1/B (C1), No brake chopper FC-202P2K2T4E20H1XGCXXXXXXXAXB0XXXXDX	131G7003	Buy on EAN
VLT® HVAC Drive FC 102 200 KW / 300 HP, 380 - 480 VAC, No brake chopper, IP00 / Chassis, RFI Class A2 (C3), No A Option, MCB-114 VLT Sensor Input, Not coated PCB, No Mains Option FC-102P200T4E00H2XGXXXXXXXAXB4XXXXDX	134G1193	Buy on EAN
VLT® HVAC Drive FC 102 110 KW / 150 HP, 380 - 480 VAC, Brake chopper, IP21 / Type 1, RFI class A1 (C2), No A Option, No B Option, Not coated PCB, No Mains Option FC-102P110T4E21H4BGXXXXXXXAXBXXXXDX	131H8997	Buy on EAN
VLT® AQUA Drive FC 200 355 KW / 500 HP, 380 - 480 VAC, IP54 / Type 12, RFI Class A2 (C3), No brake chopper FC-202P355T4E54H2XGCXXXXXXXAXBXXXXDX	131B9500	Buy on EAN
VLT® HVAC Drive FC 102 4.0 KW / 5.5 HP, 380 - 480 VAC, No brake chopper, IP20 / Chassis, RFI Class A1/B (C1), No A Option, No B Option, Not coated PCB, No Mains Option FC-102P4K0T4E20H1XXXXXXXAXBXXXXDX	131B7535	Buy on EAN
VLT® AQUA Drive FC 200 200 KW / 300 HP, 380 - 480 VAC, IP21 / Type 1, RFI Class A2 (C3), No brake chopper FC-202N200T4E21H2XGCXXXXXXXAXBXXXXDX	134F4179	Buy on EAN
VLT® AutomationDrive FC 300 45 KW / 60 HP, 380 - 480 VAC, IP21 / Type 1, RFI Class A2 (C3), No brake chopper Further options according to typecode	131F2452	Buy on EAN
VLT® AQUA Drive FC 200 160 KW / 250 HP, 380 - 480 VAC, IP54 / Type 12, RFI Class A2 (C3), No brake chopper FC-202N160T4E54H2XGCXXXXXXXAXBXXXXDX	134F4175	Buy on EAN
VLT® AutomationDrive FC 300 22 KW / 30 HP, 380 - 480 VAC, IP21 / Type 1, RFI Class A2 (C3), No brake chopper Further options according to typecode	131F2450	Buy on EAN

VLT® AQUA Drive FC 200 200 KW / 300 HP, 380 - 480 VAC, IP54 / Type 12, RFI class A1 (C2), No brake chopper FC-202N200T4E54H4XGCXXXSXXXXAXBXXXXX	134F4177	Buy on EAN
VLT® HVAC Drive FC 102 90 KW / 125 HP, 525 - 690 VAC *, No brake chopper, IP54/Type 12 -D1 frame, RFI Class A2 (C3), PROFIBUS DP MCA 101, No B Option, Coated PCB, No Mains Option FC-102N90KT7E5DH2XGCXXXSXXXXA0BXXXXD0	134L0363	Buy on EAN
VLT® AQUA Drive FC 200 11 KW / 15 HP, 380 - 480 VAC, IP66 / NEMA 4X, RFI Class A2 (C3), Safe Stop FC-202P11KT4E66H2TGXXXXSXXXXALBXXXXDX	134U3205	Buy on EAN
VLT® AutomationDrive FC 300 18.5 KW / 25 HP, 380 - 500 VAC, IP21 / Type 1, RFI Class A2 (C3), Brake chopper Further options according to typecode	131B1851	Buy on EAN
VLT® HVAC Drive FC 102 37 KW / 50 HP, 380 - 480 VAC, No brake chopper, IP20 / Chassis, RFI Class A2 (C3), PROFINET MCA 120, No B Option, Not coated PCB, No Mains Option FC-102P37KT4E20H2XGXXXXSXXXXALBXXXXDX	134H6302	Buy on EAN
VLT® AQUA Drive FC 200 15 KW / 20 HP, 380 - 480 VAC, IP20 / Chassis, RFI Class A2 (C3), No brake chopper FC-202P15KT4E20H2XGXXXXSXXXXAXBPCXXXXDX	131N0555	Buy on EAN
VLT® AQUA Drive FC 200 0.75 KW / 1.0 HP, 380 - 480 VAC, IP20 / Chassis, RFI Class A2 (C3), No brake chopper FC-202PK75T4E20H2XNXXXXSXXXXAXBXXXXDX	131F5134	Buy on EAN
VLT® HVAC Drive FC 102 110 KW / 150 HP, 380 - 480 VAC, No brake chopper, IP21 / Type 1, RFI Class A2 (C3), No A Option, No B Option, Not coated PCB, No Mains Option FC-102P110T4E21H2XXXXXSXXXXAXBXXXXDX	131F8540	Buy on EAN
VLT® HVAC Drive FC 102 22 KW / 30 HP, 380 - 480 VAC, No brake chopper, IP20 / Chassis, RFI Class A1/B (C1), No A Option, No B Option, Not coated PCB, No Mains Option FC-102P22KT4E20H1XGXXXXSXXXXAXBXXXXDX	131F6629	Buy on EAN
VLT® HVAC Drive FC 102 45 KW / 60 HP, 380 - 480 VAC, Safe Stop, IP55 / Type 12, RFI Class A2 (C3), No A Option, No B Option, Not coated PCB, No Mains Option FC-102P45KT4E55H2TGXXXXSXXXXAXBXXXXDX	131G4857	Buy on EAN
VLT® HVAC Drive FC 102 160 KW / 250 HP, 380 - 480 VAC, Safe Stop, IP21 / Type 1, RFI class A1 (C2), No A Option, No B Option, Coated PCB, Mains Disconnect + Fuse FC-102N160T4E21H4TGC3XXSXXXXAXBXXXXDX	134H8853	Buy on EAN
VLT® HVAC Drive FC 102 37 KW / 50 HP, 380 - 480 VAC, No brake chopper, IP20 / Chassis, RFI Class A2 (C3), No A Option, No B Option, Not coated PCB, No Mains Option FC-102P37KT4E20H2XXXXXSXXXXAXBXXXXDX	131F6624	Buy on EAN
VLT® AutomationDrive FC 300 37 KW / 50 HP, 380 - 500 VAC, IP20 / Chassis, RFI Class A1/B (C1), Brake chopper Further options according to typecode	131F6620	Buy on EAN
VLT® HVAC Drive FC 102 30 KW / 40 HP, 380 - 480 VAC, No brake chopper, IP20 / Chassis, RFI Class A2 (C3), No A Option, No B Option, Not coated PCB, No Mains Option FC-102P30KT4E20H2XXXXXSXXXXAXBXXXXDX	131F6623	Buy on EAN

VLT® HVAC Drive FC 102 22 KW / 30 HP, 380 - 480 VAC, No brake chopper, IP20 / Chassis, RFI Class A2 (C3), No A Option, No B Option, Not coated PCB, No Mains Option FC-102P22KT4E20H2XXXXXSXXXXAXBXXXXDX	131F6622	Buy on EAN
VLT® HVAC Drive FC 102 110 KW / 150 HP, 380 - 480 VAC, Brake chopper, IP20 / Chassis, RFI Class A2 (C3), No A Option, No B Option, Coated PCB, No Mains Option FC-102N110T4E20H2BGCXXXSXXXXAXBXXXXDX	134G2164	Buy on EAN
VLT® AQUA Drive FC 200 7.5 KW / 10 HP, 380 - 480 VAC, IP20 / Chassis, RFI Class A2 (C3), No brake chopper FC-202P7K5T4E20H2XNXXXXSXXXXA0BXXXXDX	131G1383	Buy on EAN
VLT® AQUA Drive FC 200 22 KW / 30 HP, 380 - 480 VAC, IP20 / Chassis, RFI Class A2 (C3), No brake chopper FC-202P22KT4E20H2XNXXXXSXXXXAXBXXXXDX	131H4386	Buy on EAN
VLT® AutomationDrive FC 300 90 KW / 125 HP, 380 - 500 VAC, IP00 / Chassis, RFI Class A2 (C3), Brake chopper Further options according to typecode	131F5820	Buy on EAN
VLT® HVAC Drive FC 102 1.5 KW / 2.0 HP, 380 - 480 VAC, Safe Stop, IP20 / Chassis, RFI Class A1/B (C1), PROFIBUS DP MCA 101, No B Option, Not coated PCB, No Mains Option FC-102P1K5T4E20H1TGXXXXSXXXXA0BXXXXDX	131G3928	Buy on EAN
VLT® HVAC Drive FC 102 2.2 KW / 3.0 HP, 380 - 480 VAC, Safe Stop, IP20 / Chassis, RFI Class A1/B (C1), PROFIBUS DP MCA 101, No B Option, Not coated PCB, No Mains Option FC-102P2K2T4E20H1TGXXXXSXXXXA0BXXXXDX	131G3929	Buy on EAN
VLT® HVAC Drive FC 102 1.1 KW / 1.5 HP, 380 - 480 VAC, Safe Stop, IP20 / Chassis, RFI Class A1/B (C1), PROFIBUS DP MCA 101, No B Option, Not coated PCB, No Mains Option FC-102P1K1T4E20H1TGXXXXSXXXXA0BXXXXDX	131G3927	Buy on EAN
VLT® HVAC Drive FC 102 18.5 KW / 25 HP, 380 - 480 VAC, No brake chopper, IP20 / Chassis, RFI Class A2 (C3), PROFIBUS DP MCA 101, No B Option, Not coated PCB, No Mains Option FC-102P18KT4E20H2XGXXXXSXXXXA0BXXXXDX	131H7176	Buy on EAN
VLT® HVAC Drive FC 102 7.5 KW / 10 HP, 200 - 240 VAC, No brake chopper, IP20 / Chassis, RFI Class A1/B (C1), No A Option, No B Option, Not coated PCB, No Mains Option FC-102P7K5T2E20H1XGXXXXSXXXXAXBXXXXDX	131F9319	Buy on EAN
VLT® AutomationDrive FC 300 1.1 KW / 1.5 HP, 380 - 480 VAC, IP66 / NEMA 4X, RFI Class A1/B (C1), Brake chopper Further options according to typecode	131B7179	Buy on EAN
VLT® AutomationDrive FC 300 5.5 KW / 7.5 HP, 380 - 480 VAC, IP20 / Chassis, RFI Class A1/B (C1), No brake chopper Further options according to typecode	131B1442	Buy on EAN
VLT® AutomationDrive FC 300 11 KW / 15 HP, 380 - 500 VAC, IP21 / Type 1, RFI Class A2 (C3), Brake chopper Further options according to typecode	131B1592	Buy on EAN
VLT® HVAC Drive FC 102 15 KW / 20 HP, 380 - 480 VAC, No brake chopper, IP66 / NEMA 4X, RFI Class A1/B (C1), No A Option, No B Option, Not coated PCB, No Mains Option FC-102P15KT4E66H1XGXXXXSXXXXAXBXXXXDX	131B8173	Buy on EAN

VLT® AutomationDrive FC 300 0.75 KW / 1.0 HP, 380 - 500 VAC, IP20 / Chassis, RFI Class A1/B (C1), Brake chopper Further options according to typecode	131F3898	Buy on EAN
VLT® AQUA Drive FC 200 11 KW / 15 HP, 200 - 240 VAC, IP20 / Chassis, RFI Class A2 (C3), No brake chopper FC-202P11KT2E20H2XGXXXXXAXBXCXXXXX	131L6961	Buy on EAN
VLT® AutomationDrive FC 300 5.5 KW / 7.5 HP, 380 - 500 VAC, IP20 / Chassis, RFI Class A2 (C3), No brake chopper Further options according to typecode	131B0654	Buy on EAN
VLT® AutomationDrive FC 300 7.5 KW / 10 HP, 380 - 500 VAC, IP20 / Chassis, RFI Class A2 (C3), No brake chopper Further options according to typecode	131B0655	Buy on EAN
VLT® AutomationDrive FC 300 2.2 KW / 3.0 HP, 380 - 500 VAC, IP20 / Chassis, RFI Class A2 (C3), No brake chopper Further options according to typecode	131B0652	Buy on EAN
VLT® AutomationDrive FC 300 3.0 KW / 4.0 HP, 380 - 500 VAC, IP20 / Chassis, RFI Class A2 (C3), No brake chopper Further options according to typecode	131B0653	Buy on EAN
VLT® AutomationDrive FC 300 18.5 KW / 25 HP, 380 - 480 VAC, IP66 / NEMA 4X, RFI Class A1/B (C1), No brake chopper Further options according to typecode	131F1019	Buy on EAN
VLT® AutomationDrive FC 300 15 KW / 20 HP, 380 - 480 VAC, IP66 / NEMA 4X, RFI Class A1/B (C1), No brake chopper Further options according to typecode	131F1018	Buy on EAN
VLT® AutomationDrive FC 300 5.5 KW / 7.5 HP, 380 - 480 VAC, IP66 / NEMA 4X, RFI Class A1/B (C1), No brake chopper Further options according to typecode	131F1017	Buy on EAN
VLT® AQUA Drive FC 200 11 KW / 15 HP, 200 - 240 VAC, IP20 / Chassis, RFI Class A1/B (C1), No brake chopper FC-202P11KT2E20H1XGXXXXXAXBXCXXXXX	131H2712	Buy on EAN
VLT® AQUA Drive FC 200 22 KW / 30 HP, 380 - 480 VAC, IP20 / Chassis, RFI Class A2 (C3), No brake chopper FC-202P22KT4E20H2XGXXXXXAXBXCXXXXX	131G1586	Buy on EAN
VLT® AutomationDrive FC 300 2.2 KW / 3.0 HP, 380 - 480 VAC, IP66 / NEMA 4X, RFI Class A1/B (C1), No brake chopper Further options according to typecode	131B5206	Buy on EAN
VLT® AutomationDrive FC 300 3.0 KW / 4.0 HP, 380 - 480 VAC, IP66 / NEMA 4X, RFI Class A1/B (C1), No brake chopper Further options according to typecode	131B5207	Buy on EAN
VLT® HVAC Drive FC 102 5.5 KW / 7.5 HP, 200 - 240 VAC, No brake chopper, IP20 / Chassis, RFI Class A2 (C3), No A Option, No B Option, Not coated PCB, No Mains Option FC-102P5K5T2E20H2XGXXXXXAXBXCXXXXX	131F9317	Buy on EAN
VLT® HVAC Drive FC 102 315 KW / 450 HP, 380 - 480 VAC, No brake chopper, IP21 / Type 1, RFI Class A2 (C3), No A Option, No B Option, Coated PCB, No Mains Option FC-102P315T4E21H2XGCXXXXXAXBXCXXXXX	131B6959	Buy on EAN
VLT® AQUA Drive FC 200 11 KW / 15 HP, 380 - 480 VAC, IP20 / Chassis, RFI Class A2 (C3), No brake chopper FC-202P11KT4E20H2XXXXXAXBXCXXXXX	131F3061	Buy on EAN

VLT® HVAC Drive FC 102 315 KW / 450 HP, 380 - 480 VAC, No brake chopper, IP00 / Chassis, RFI Class A2 (C3), No A Option, No B Option, Coated PCB, No Mains Option FC-102P315T4E00H2XGXXXXXXXAXBXXXXDX	131B6957	Buy on EAN
VLT® HVAC Drive FC 102 11 KW / 15 HP, 380 - 480 VAC, No brake chopper, IP55 / Type 12, RFI Class A1/B (cable len)(C1), No A Option, No B Option, Not coated PCB, No Mains Option FC-102P11KT4E55H3XGXXXXXXXAXBXXXXDX	131B1276	Buy on EAN
VLT® HVAC Drive FC 102 250 KW / 350 HP, 380 - 480 VAC, No brake chopper, IP21 / Type 1, RFI Class A2 (C3), No A Option, No B Option, Not coated PCB, No Mains Option FC-102P250T4E21H2XGXXXXXXXAXBXXXXDX	131B6953	Buy on EAN
VLT® HVAC Drive FC 102 250 KW / 350 HP, 380 - 480 VAC, No brake chopper, IP00 / Chassis, RFI Class A2 (C3), No A Option, No B Option, Not coated PCB, No Mains Option FC-102P250T4E00H2XGXXXXXXXAXBXXXXDX	131B6951	Buy on EAN
VLT® AutomationDrive FC 300 4.0 KW / 5.5 HP, 380 - 480 VAC, IP20 / Chassis, RFI Class A2 (C3), No brake chopper Further options according to typecode	131B2271	Buy on EAN
VLT® HVAC Drive FC 102 11 KW / 15 HP, 380 - 480 VAC, No brake chopper, IP20 / Chassis, RFI Class A2 (C3), PROFINET MCA 120, No B Option, Not coated PCB, No Mains Option FC-102P11KT4E20H2XGXXXXXXXALBXXXXDX	134F1835	Buy on EAN
VLT® HVAC Drive FC 102 132 KW / 200 HP, 380 - 480 VAC, No brake chopper, IP00 / Chassis, RFI class A1 (C2), No A Option, No B Option, Not coated PCB, Fuse FC-102P132T4E00H4XGX7XXSXXXXAXBXXXXDX	131F8212	Buy on EAN
VLT® AQUA Drive FC 200 18.5 KW / 25 HP, 380 - 480 VAC, IP55 / Type 12, RFI Class A2 (C3), No brake chopper FC-202P18KT4E55H2XGXXXXXXXALBXXXXDX	134F1878	Buy on EAN
VLT® AQUA Drive FC 200 2.2 KW / 3.0 HP, 200 - 240 VAC, IP55 / Type 12, RFI Class A2 (C3), No brake chopper FC-202P2K2T2E55H2XNXXXXXXXAXBXXXXDX	131L1037	Buy on EAN
VLT® AQUA Drive FC 200 3.0 KW / 4.0 HP, 380 - 480 VAC, IP55 / Type 12, RFI Class A2 (C3), No brake chopper FC-202P3K0T4E55H2XGXXXXXXXALBXXXXDX	134F1876	Buy on EAN
VLT® HVAC Drive FC 102 4.0 KW / 5.5 HP, 380 - 480 VAC, Safe Stop, IP20 / Chassis, RFI Class A2 (C3), PROFIBUS DP MCA 101, No B Option, Not coated PCB, No Mains Option FC-102P4K0T4E20H2TGXXXXXXXA0BXXXXDX	131L1783	Buy on EAN
VLT® AQUA Drive FC 200 0.75 KW / 1.0 HP, 380 - 480 VAC, IP20 / Chassis, RFI Class A2 (C3), No brake chopper FC-202PK75T4E20H2XGXXXXXXXA0BXXXXDX	131H2906	Buy on EAN
VLT® AQUA Drive FC 200 0.55 KW / 0.75 HP, 380 - 480 VAC, IP20 / Chassis, RFI Class A2 (C3), No brake chopper FC-202PK55T4E20H2XXXXXXXA0BXXXXDX	131H2902	Buy on EAN
VLT® AQUA Drive FC 200 0.55 KW / 0.75 HP, 380 - 480 VAC, IP20 / Chassis, RFI Class A2 (C3), No brake chopper FC-202PK55T4E20H2XGXXXXXXXA0BXXXXDX	131H2903	Buy on EAN

VLT® AQUA Drive FC 200 3.0 KW / 4.0 HP, 380 - 480 VAC, IP20 / Chassis, RFI Class A2 (C3), Safe Stop FC-202P3K0T4E20H2TXXXXXSXXXXALBXCXXXXDX	134N5758	Buy on EAN
VLT® AutomationDrive FC 300 11 KW / 15 HP, 380 - 500 VAC, IP20 / Chassis, RFI Class A1/B (C1), Brake chopper Further options according to typecode	131F8288	Buy on EAN
VLT® HVAC Drive FC 102 200 KW / 300 HP, 380 - 480 VAC, No brake chopper, IP21 / Type 1, RFI class A1 (C2), No A Option, No B Option, Not coated PCB, Fuse FC-102P200T4E21H4XGX7XXSXXXXAXBXCXXXXDX	131F8217	Buy on EAN
VLT® AutomationDrive FC 300 0.75 KW / 1.0 HP, 200 - 240 VAC, IP20 / Chassis, RFI Class A2 (C3), No brake chopper Further options according to typecode	131B1091	Buy on EAN
VLT® AutomationDrive FC 300 0.75 KW / 1.0 HP, 200 - 240 VAC, IP20 / Chassis, RFI Class A1/B (C1), No brake chopper Further options according to typecode	131G4294	Buy on EAN
VLT® AutomationDrive FC 300 7.5 KW / 10 HP, 380 - 480 VAC, IP20 / Chassis, RFI Class A1/B (C1), No brake chopper Further options according to typecode	131F1659	Buy on EAN
VLT® AutomationDrive FC 300 0.75 KW / 1.0 HP, 200 - 240 VAC, IP20 / Chassis, RFI Class A1/B (C1), No brake chopper Further options according to typecode	131B1098	Buy on EAN
VLT® HVAC Drive FC 102 110 KW / 150 HP, 380 - 480 VAC, Safe Stop, IP21 / Type 1, RFI class A1 (C2), PROFIBUS DP MCA 101, No B Option, Not coated PCB, No Mains Option FC-102P110T4E21H4TGXXXXSXXXXA0BXCXXXXDX	131F9135	Buy on EAN
VLT® AQUA Drive FC 200 132 KW / 200 HP, 380 - 480 VAC, IP21 / Type 1, RFI class A1 (C2), No brake chopper FC-202N132T4E21H4XGCXXXSXXXXAXBXCXXXXDX	134F4171	Buy on EAN
VLT® HVAC Drive FC 102 200 KW / 300 HP, 380 - 480 VAC, No brake chopper, IP21/Type 1+mains shield, RFI class A1 (C2), No A Option, No B Option, Not coated PCB, Mains Disconnect + Fuse FC-102P200T4E2MH4XGX3XXSXXXXAXBXCXXXXDX	131F9137	Buy on EAN
VLT® AutomationDrive FC 300 7.5 KW / 10 HP, 380 - 480 VAC, IP20 / Chassis, RFI Class A1/B (C1), No brake chopper Further options according to typecode	131B1303	Buy on EAN
VLT® AutomationDrive FC 300 0.37 KW / 0.50 HP, 380 - 480 VAC, IP20 / Chassis, RFI Class A1/B (C1), No brake chopper Further options according to typecode	131B1302	Buy on EAN
VLT® AutomationDrive FC 300 7.5 KW / 10 HP, 380 - 500 VAC, IP20 / Chassis, RFI Class A1/B (C1), Brake chopper Further options according to typecode	131B0786	Buy on EAN
VLT® AutomationDrive FC 300 1.1 KW / 1.5 HP, 380 - 500 VAC, IP20 / Chassis, RFI Class A1/B (C1), No brake chopper Further options according to typecode	131B0787	Buy on EAN
VLT® HVAC Drive FC 102 55 KW / 75 HP, 525 - 690 VAC *, Safe Stop, IP20 / Chassis, RFI class A1 (C2), EtherNet/IP MCA 121, No B Option, Coated PCB, No Mains Option FC-102P55KT7E20H4TGCXXXSXXXXANBXCXXXXDX	134U5710	Buy on EAN

VLT® AQUA Drive FC 200 22 KW / 30 HP, 380 - 480 VAC, IP66 / NEMA 4X, RFI Class A1/B (C1), No brake chopper FC-202P22KT4E66H1XGCXXXSXXXXAXBXCXXXXDX	131H1296	Buy on EAN
VLT® AutomationDrive FC 300 160 KW / 250 HP, 380 - 500 VAC, IP54 / Type 12, RFI Class A2 (C3), Brake chopper Further options according to typecode	131H1923	Buy on EAN
VLT® AutomationDrive FC 300 0.75 KW / 1.0 HP, 380 - 480 VAC, IP20 / Chassis, RFI Class A1/B (C1), No brake chopper Further options according to typecode	131B1308	Buy on EAN
VLT® AutomationDrive FC 300 2.2 KW / 3.0 HP, 380 - 500 VAC, IP20 / Chassis, RFI Class A1/B (C1), No brake chopper Further options according to typecode	131B0788	Buy on EAN
VLT® HVAC Drive FC 102 75 KW / 100 HP, 380 - 480 VAC, No brake chopper, IP20 / Chassis, RFI Class A1/B (cable len)(C1), PROFIBUS DP MCA 101, No B Option, Not coated PCB, No Mains Option FC-102P75KT4E20H3XGXXXXSXXXXA0BXCXXXXDX	131G4453	Buy on EAN
VLT® HVAC Drive FC 102 2.2 KW / 3.0 HP, 380 - 480 VAC, No brake chopper, IP20 / Chassis, RFI Class A1/B (C1), No A Option, No B Option, Not coated PCB, No Mains Option FC-102P2K2T4E20H1XGXXXXSXXXXAXBXCXXXXDX	131B4218	Buy on EAN
VLT® AQUA Drive FC 200 160 KW / 250 HP, 380 - 480 VAC, IP20 / Chassis, RFI Class A2 (C3), No brake chopper FC-202N160T4E20H2XGCXXXSXXXXA0BXCXXXXDX	134F6435	Buy on EAN
VLT® HVAC Drive FC 102 315 KW / 450 HP, 380 - 480 VAC, No brake chopper, IP54/Type 12+main shield, RFI Class A2 (C3), No A Option, No B Option, Coated PCB, Mains Disconnect + Fuse FC-102N315T4E5MH2XGC3XXSXXXXAXBXCXXXXDX	134L0186	Buy on EAN
VLT® AutomationDrive FC 300 4.0 KW / 5.5 HP, 380 - 480 VAC, IP20 / Chassis, RFI Class A2 (C3), Brake chopper Further options according to typecode	131B1898	Buy on EAN
VLT® AutomationDrive FC 300 0.37 KW / 0.50 HP, 380 - 500 VAC, IP20 / Chassis, RFI Class A1/B (C1), Brake chopper Further options according to typecode	131F1331	Buy on EAN
VLT® HVAC Drive FC 102 3.0 KW / 4.0 HP, 380 - 480 VAC, No brake chopper, IP20 / Chassis, RFI Class A1/B (C1), No A Option, No B Option, Not coated PCB, No Mains Option FC-102P3K0T4E20H1XGXXXXSXXXXAXBXCXXXXDX	131B4219	Buy on EAN
VLT® AutomationDrive FC 300 1.1 KW / 1.5 HP, 380 - 500 VAC, IP20 / Chassis, RFI Class A1/B (C1), Brake chopper Further options according to typecode	131B0025	Buy on EAN
VLT® HVAC Drive FC 102 4.0 KW / 5.5 HP, 380 - 480 VAC, No brake chopper, IP66 / NEMA 4X, RFI Class A1/B (C1), No A Option, No B Option, Not coated PCB, Mains Disconnect FC-102P4K0T4E66H1XGX1XSXXXXAXBXCXXXXDX	131H1722	Buy on EAN
VLT® AutomationDrive FC 300 15 KW / 20 HP, 380 - 500 VAC, IP20 / Chassis, RFI Class A1/B (C1), No brake chopper Further options according to typecode	131G5185	Buy on EAN
VLT® AutomationDrive FC 300 11 KW / 15 HP, 380 - 500 VAC, IP20 / Chassis, RFI Class A1/B (C1), No brake chopper Further options according to typecode	131G5186	Buy on EAN

VLT® HVAC Drive FC 102 250 KW / 350 HP, 380 - 480 VAC, Safe Stop, IP54 / Type 12, LHD - AAF006 filter + A2 RFI, PROFINET MCA 120, No B Option, Coated PCB, Mains Disconnect + Fuse FC-102P250T4E54N2TGC3XXSXXXXALBXCXXXXDX	134U5008	Buy on EAN
VLT® HVAC Drive FC 102 15 KW / 20 HP, 380 - 480 VAC, Safe Stop, IP20 / Chassis, RFI Class A2 (C3), PROFINET MCA 120, No B Option, Coated PCB, No Mains Option FC-102P15KT4E20H2TGCXXXSXXXXALBXCXXXXDX	134U5009	Buy on EAN
VLT® AutomationDrive FC 300 5.5 KW / 7.5 HP, 380 - 500 VAC, IP20 / Chassis, RFI Class A1/B (C1), No brake chopper Further options according to typecode	131B0534	Buy on EAN
VLT® AutomationDrive FC 300 5.5 KW / 7.5 HP, 380 - 500 VAC, IP20 / Chassis, RFI Class A1/B (C1), No brake chopper Further options according to typecode	131B0533	Buy on EAN
VLT® HVAC Drive FC 102 5.5 KW / 7.5 HP, 380 - 480 VAC, No brake chopper, IP55 / Type 12, RFI Class A1/B (C1), PROFINET MCA 120, No B Option, Not coated PCB, No Mains Option FC-102P5K5T4E55H1XGXXXXSXXXXALBXCXXXXDX	134F4837	Buy on EAN
VLT® HVAC Drive FC 102 15 KW / 20 HP, 200 - 240 VAC, No brake chopper, IP20 / Chassis, RFI Class A2 (C3), No A Option, No B Option, Coated PCB, No Mains Option FC-102P15KT2E20H2XGCXXXSXXXXAXBXCXXXXDX	131G6742	Buy on EAN
VLT® HVAC Drive FC 102 37 KW / 50 HP, 200 - 240 VAC, No brake chopper, IP20 / Chassis, RFI Class A2 (C3), No A Option, No B Option, Coated PCB, No Mains Option FC-102P37KT2E20H2XGCXXXSXXXXAXBXCXXXXDX	131G6747	Buy on EAN
VLT® AutomationDrive FC 300 0.55 KW / 0.75 HP, 380 - 500 VAC, IP20 / Chassis, RFI Class A2 (C3), No brake chopper Further options according to typecode	131G6746	Buy on EAN
VLT® AutomationDrive FC 300 0.75 KW / 1.0 HP, 200 - 240 VAC, IP20 / Chassis, RFI Class A2 (C3), No brake chopper Further options according to typecode	131B1100	Buy on EAN
VLT® AQUA Drive FC 200 45 KW / 60 HP, 380 - 480 VAC, IP55 / Type 12, RFI Class A1/B (C1), No brake chopper FC-202P45KT4E55H1XGXXXXSXXXXAXBXCXXXXDX	131B9053	Buy on EAN
VLT® HVAC Drive FC 102 11 KW / 15 HP, 380 - 480 VAC, No brake chopper, IP20 / Chassis, RFI Class A1/B (C1), LonWorks MCA 108, No B Option, Coated PCB, No Mains Option FC-102P11KT4E20H1XGCXXXSXXXXAGBXCXXXXDX	134N6875	Buy on EAN
VLT® HVAC Drive FC 102 55 KW / 75 HP, 380 - 480 VAC, No brake chopper, IP20 / Chassis, RFI Class A1/B (C1), LonWorks MCA 108, No B Option, Coated PCB, No Mains Option FC-102P55KT4E20H1XGCXXXSXXXXAGBXCXXXXDX	134N6874	Buy on EAN
VLT® AQUA Drive FC 200 2.2 KW / 3.0 HP, 380 - 480 VAC, IP66 / NEMA 4X, RFI Class A2 (C3), No brake chopper FC-202P2K2T4E66H2XGCXXXSXXXXAXBXCXXXXDX	131H0413	Buy on EAN
VLT® AutomationDrive FC 300 11 KW / 15 HP, 380 - 500 VAC, IP20 / Chassis, RFI Class A1/B (C1), No brake chopper Further options according to typecode	131H0411	Buy on EAN

VLT® AQUA Drive FC 200 0.75 KW / 1.0 HP, 380 - 480 VAC, IP20 / Chassis, RFI Class A2 (C3), No brake chopper FC-202PK75T4E20H2XXXXXSXXXXA0BXCXXXXDX	131H2905	Buy on EAN
VLT® AQUA Drive FC 200 5.5 KW / 7.5 HP, 200 - 240 VAC, IP20 / Chassis, RFI Class A2 (C3), No brake chopper FC-202P5K5T2E20H2XNXXXXSXXXXAXBXXXXDX	131F7764	Buy on EAN
VLT® AutomationDrive FC 300 5.5 KW / 7.5 HP, 380 - 500 VAC, IP20 / Chassis, RFI Class A1/B (C1), Brake chopper Further options according to typecode	131B0476	Buy on EAN
VLT® AutomationDrive FC 300 0.37 KW / 0.50 HP, 200 - 240 VAC, IP20 / Chassis, RFI Class A1/B (C1), Brake chopper Further options according to typecode	131B0323	Buy on EAN
VLT® AutomationDrive FC 300 3.0 KW / 4.0 HP, 200 - 240 VAC, IP20 / Chassis, RFI Class A1/B (C1), No brake chopper Further options according to typecode	131B0320	Buy on EAN
VLT® AutomationDrive FC 300 3.7 KW / 5.0 HP, 200 - 240 VAC, IP20 / Chassis, RFI Class A1/B (C1), No brake chopper Further options according to typecode	131B0321	Buy on EAN
VLT® AutomationDrive FC 300 0.55 KW / 0.75 HP, 200 - 240 VAC, IP20 / Chassis, RFI Class A1/B (C1), Brake chopper Further options according to typecode	131B0324	Buy on EAN
VLT® HVAC Drive FC 102 30 KW / 40 HP, 380 - 480 VAC, No brake chopper, IP21 / Type 1, RFI Class A1/B (C1), No A Option, No B Option, Not coated PCB, No Mains Option FC-102P30KT4E21H1XGXXXXSXXXXAXBXXXXDX	131B5799	Buy on EAN
VLT® AQUA Drive FC 200 2.2 KW / 3.0 HP, 380 - 480 VAC, IP66 / NEMA 4X, RFI Class A1/B (C1), No brake chopper FC-202P2K2T4E66H1XGXXXXSXXXXAXBXXXXDX	131F0838	Buy on EAN
VLT® AQUA Drive FC 200 3.0 KW / 4.0 HP, 380 - 480 VAC, IP66 / NEMA 4X, RFI Class A1/B (C1), No brake chopper FC-202P3K0T4E66H1XGXXXXSXXXXAXBXXXXDX	131F0839	Buy on EAN
VLT® HVAC Drive FC 102 7.5 KW / 10 HP, 380 - 480 VAC, No brake chopper, IP20 / Chassis, RFI Class A1/B (cable len)(C1), PROFIBUS DP MCA 101, No B Option, Not coated PCB, No Mains Option FC-102P7K5T4E20H3XGXXXXSXXXXA0BXCXXXXDX	131B9756	Buy on EAN
VLT® AutomationDrive FC 300 37 KW / 50 HP, 380 - 500 VAC, IP55 / Type 12, RFI Class A1/B (C1), No brake chopper Further options according to typecode	131B6798	Buy on EAN
VLT® AQUA Drive FC 200 22 KW / 30 HP, 380 - 480 VAC, IP20 / Chassis, RFI Class A2 (C3), No brake chopper FC-202P22KT4E20H2XGXXXXSXXXXAXBXC5XXDX	131G8806	Buy on EAN
VLT® AutomationDrive FC 300 0.75 KW / 1.0 HP, 380 - 480 VAC, IP20 / Chassis, RFI Class A2 (C3), Brake chopper Further options according to typecode	131B0920	Buy on EAN
VLT® AutomationDrive FC 300 0.75 KW / 1.0 HP, 380 - 480 VAC, IP20 / Chassis, RFI Class A1/B (C1), No brake chopper Further options according to typecode	131B0922	Buy on EAN
VLT® AQUA Drive FC 200 18.5 KW / 25 HP, 380 - 480 VAC, IP20 / Chassis, RFI Class A2 (C3), No brake chopper FC-202P18KT4E20H2XNXXXXSXXXXAXBXXXXDX	131F8721	Buy on EAN

VLT® AutomationDrive FC 300 0.75 KW / 1.0 HP, 380 - 480 VAC, IP20 / Chassis, RFI Class A1/B (C1), Brake chopper Further options according to typecode	131B0924	Buy on EAN
VLT® HVAC Drive FC 102 315 KW / 450 HP, 380 - 480 VAC, Safe Stop, IP21 / Type 1, RFI class A1 (C2), No A Option, No B Option, Coated PCB, No Mains Option FC-102P315T4E21H4TGCXXXSXXXAXBXCXXXDX	131F8727	Buy on EAN
VLT® AutomationDrive FC 300 0.75 KW / 1.0 HP, 380 - 480 VAC, IP20 / Chassis, RFI Class A2 (C3), No brake chopper Further options according to typecode	131B0926	Buy on EAN
VLT® AQUA Drive FC 200 18.5 KW / 25 HP, 380 - 480 VAC, IP66 / NEMA 4X, RFI Class A2 (C3), No brake chopper FC-202P18KT4E66H2XNXXXSXXXA4BXCXXXDX	131U8614	Buy on EAN
VLT® HVAC Drive FC 102 55 KW / 75 HP, 380 - 480 VAC, No brake chopper, IP21 / Type 1, RFI Class A2 (C3), No A Option, No B Option, Not coated PCB, No Mains Option FC-102P55KT4E21H2XGXXXSXXXAXBXCXXXDX	131B7020	Buy on EAN
VLT® AutomationDrive FC 300 2.2 KW / 3.0 HP, 200 - 240 VAC, IP20 / Chassis, RFI Class A2 (C3), No brake chopper Further options according to typecode	131B2325	Buy on EAN
VLT® AutomationDrive FC 300 132 KW / 200 HP, 380 - 500 VAC, IP21 / Type 1, RFI Class A2 (C3), Brake chopper Further options according to typecode	131F2901	Buy on EAN
VLT® AutomationDrive FC 300 75 KW / 100 HP, 380 - 500 VAC, IP20 / Chassis, RFI Class A1/B (C1), No brake chopper Further options according to typecode	131G7905	Buy on EAN
VLT® HVAC Drive FC 102 160 KW / 250 HP, 380 - 480 VAC, Safe Stop, IP20 / Chassis, RFI Class A2 (C3), No A Option, MCB-101 General purp. I/O, Coated PCB, No Mains Option FC-102N160T4E20H2TGCXXXSXXXAXBKXXXDX	134H8408	Buy on EAN
VLT® HVAC Drive FC 102 1.1 KW / 1.5 HP, 380 - 480 VAC, No brake chopper, IP20 / Chassis, RFI Class A1/B (C1), No A Option, No B Option, Not coated PCB, No Mains Option FC-102P1K1T4E20H1XGXXXSXXXAXBXCXXXDX	131B4207	Buy on EAN
VLT® AutomationDrive FC 300 5.5 KW / 7.5 HP, 380 - 480 VAC, IP20 / Chassis, RFI Class A2 (C3), No brake chopper Further options according to typecode	131B1008	Buy on EAN
VLT® AutomationDrive FC 300 1.5 KW / 2.0 HP, 200 - 240 VAC, IP20 / Chassis, RFI Class A1/B (C1), Brake chopper Further options according to typecode	134G7582	Buy on EAN
VLT® AutomationDrive FC 300 5.5 KW / 7.5 HP, 200 - 240 VAC, IP21 / Type 1, RFI Class A1/B (C1), No brake chopper Further options according to typecode	131B5979	Buy on EAN
VLT® AutomationDrive FC 300 2.2 KW / 3.0 HP, 380 - 480 VAC, IP20 / Chassis, RFI Class A2 (C3), Brake chopper Further options according to typecode	131B0952	Buy on EAN
VLT® AutomationDrive FC 300 2.2 KW / 3.0 HP, 380 - 500 VAC, IP20 / Chassis, RFI Class A1/B (C1), Brake chopper Further options according to typecode	131F7183	Buy on EAN
VLT® AutomationDrive FC 300 2.2 KW / 3.0 HP, 380 - 500 VAC, IP20 / Chassis, RFI Class A1/B (C1), Brake chopper Further options according to typecode	131F7182	Buy on EAN

VLT® AutomationDrive FC 300 30 KW / 40 HP, 380 - 500 VAC, IP21 / Type 1, RFI Class A1/B (C1), Brake chopper Further options according to typecode	131B5977	Buy on EAN
VLT® AutomationDrive FC 300 3.0 KW / 4.0 HP, 380 - 500 VAC, IP20 / Chassis, RFI Class A1/B (C1), Brake chopper Further options according to typecode	131F7186	Buy on EAN
VLT® HVAC Drive FC 102 5.5 KW / 7.5 HP, 380 - 480 VAC, Brake chopper, IP20 / Chassis, RFI Class A2 (C3), PROFIBUS DP MCA 101, No B Option, Not coated PCB, No Mains Option FC-102P5K5T4E20H2BNXXXXSXXXXA0BXCXXXXD0	131L0552	Buy on EAN
VLT® AQUA Drive FC 200 5.5 KW / 7.5 HP, 380 - 480 VAC, IP20 / Chassis, RFI Class A2 (C3), No brake chopper FC-202P5K5T4E20H2XXXXXSXXXXANBXCXXXXDX	131U6600	Buy on EAN
VLT® HVAC Drive FC 102 2.2 KW / 3.0 HP, 380 - 480 VAC, Brake chopper, IP20 / Chassis, RFI Class A2 (C3), PROFIBUS DP MCA 101, No B Option, Not coated PCB, No Mains Option FC-102P2K2T4E20H2BNXXXXSXXXXA0BXCXXXXD0	131L0551	Buy on EAN
VLT® HVAC Drive FC 102 1.1 KW / 1.5 HP, 380 - 480 VAC, Brake chopper, IP20 / Chassis, RFI Class A2 (C3), PROFIBUS DP MCA 101, No B Option, Not coated PCB, No Mains Option FC-102P1K1T4E20H2BNXXXXSXXXXA0BXCXXXXD0	131L0550	Buy on EAN
VLT® HVAC Drive FC 102 630 KW / 900 HP, 380 - 480 VAC, No brake chopper, IP54 / Type 12, RFI class A1 (C2), No A Option, No B Option, Coated PCB, No Mains Option FC-102P630T4E54H4XGCXXSXXXXAXBXCXXXXDX	131G8974	Buy on EAN
VLT® AutomationDrive FC 300 22 KW / 30 HP, 380 - 480 VAC, IP21 / Type 1, RFI Class A2 (C3), No brake chopper Further options according to typecode	131B7158	Buy on EAN
VLT® HVAC Drive FC 102 37 KW / 50 HP, 200 - 240 VAC, No brake chopper, IP55 / Type 12, RFI Class A1/B (C1), LonWorks MCA 108, No B Option, Coated PCB, No Mains Option FC-102P37KT2E55H1XGCXXSXXXXAGBXCXXXXDX	131U7077	Buy on EAN
VLT® AutomationDrive FC 300 1.5 KW / 2.0 HP, 380 - 480 VAC, IP20 / Chassis, RFI Class A1/B (C1), No brake chopper Further options according to typecode	131B0955	Buy on EAN
VLT® HVAC Drive FC 102 1.5 KW / 2.0 HP, 380 - 480 VAC, No brake chopper, IP55 / Type 12, RFI Class A1/B (C1), LonWorks MCA 108, No B Option, Coated PCB, No Mains Option FC-102P1K5T4E55H1XGCXXSXXXXAGBXCXXXXDX	131U7070	Buy on EAN
VLT® AQUA Drive FC 200 7.5 KW / 10 HP, 380 - 480 VAC, IP20 / Chassis, RFI Class A2 (C3), No brake chopper FC-202P7K5T4E20H2XNXXXXSXXXXANBXCXXXXDX	131U6598	Buy on EAN
VLT® AQUA Drive FC 200 11 KW / 15 HP, 380 - 480 VAC, IP20 / Chassis, RFI Class A1/B (C1), No brake chopper FC-202P11KT4E20H1XGXXXXSXXXXA0BXCXXXXDX	131F7503	Buy on EAN
VLT® HVAC Drive FC 102 4.0 KW / 5.5 HP, 380 - 480 VAC, No brake chopper, IP55 / Type 12, RFI Class A1/B (C1), No A Option, No B Option, Not coated PCB, No Mains Option FC-102P4K0T4E55H1XGXXXXSXXXXAXBXCXXXXDX	131B3318	Buy on EAN
VLT® AQUA Drive FC 200 4.0 KW / 5.5 HP, 380 - 480 VAC, IP20 / Chassis, RFI Class A1/B (C1), Brake chopper + Safe stop FC-202P4K0T4E20H1UGCXXSXXXXAXBXCXXXXDX	131F3082	Buy on EAN

VLT® AQUA Drive FC 200 7.5 KW / 10 HP, 380 - 480 VAC, IP20 / Chassis, RFI Class A1/B (C1), Brake chopper + Safe stop FC-202P7K5T4E20H1UGCXXXXXXXAXBXXXXX	131F3083	Buy on EAN
VLT® AutomationDrive FC 300 200 KW / 300 HP, 380 - 500 VAC, IP21 / Type 1, RFI Class A2 (C3), No brake chopper Further options according to typecode	131B3646	Buy on EAN
VLT® HVAC Drive FC 102 5.5 KW / 7.5 HP, 380 - 480 VAC, Safe Stop, IP20 / Chassis, RFI Class A1/B (C1), PROFINET MCA 120, No B Option, Not coated PCB, No Mains Option FC-102P5K5T4E20H1TGXXXXXXXALBXXXXX	134F4549	Buy on EAN
VLT® AQUA Drive FC 200 3.0 KW / 4.0 HP, 380 - 480 VAC, IP20 / Chassis, RFI Class A1/B (C1), No brake chopper FC-202P3K0T4E20H1XGXXXXXXXAXBXXXXX	131B8914	Buy on EAN
VLT® AQUA Drive FC 200 3.0 KW / 4.0 HP, 380 - 480 VAC, IP55 / Type 12, RFI Class A1/B (C1), No brake chopper FC-202P3K0T4E55H1XGXXXXXXXAXBXXXXX	131B8917	Buy on EAN
VLT® HVAC Drive FC 102 18.5 KW / 25 HP, 525 - 690 VAC *, No brake chopper, IP21 / Type 1, RFI Class A2 (C3), No A Option, No B Option, Coated PCB, No Mains Option FC-102P18KT7E21H2XGXXXXXXXAXBXXXXX	131Z4260	Buy on EAN
VLT® AQUA Drive FC 200 3.0 KW / 4.0 HP, 380 - 480 VAC, IP20 / Chassis, RFI Class A1/B (cable len)(C1), No brake chopper FC-202P3K0T4E20H3XGXXXXXXXAXBXXXXX	131B8913	Buy on EAN
VLT® HVAC Drive FC 102 22 KW / 30 HP, 380 - 480 VAC, No brake chopper, IP55 / Type 12, RFI Class A1/B (C1), PROFIBUS DP MCA 101, No B Option, Not coated PCB, No Mains Option FC-102P22KT4E55H1XGXXXXXXXA0BXXXXX	131B9424	Buy on EAN
VLT® AQUA Drive FC 200 4.0 KW / 5.5 HP, 380 - 480 VAC, IP20 / Chassis, RFI Class A2 (C3), No brake chopper FC-202P4K0T4E20H2XXXXXXXAXBXXXXX	131B8919	Buy on EAN
VLT® AQUA Drive FC 200 3.0 KW / 4.0 HP, 380 - 480 VAC, IP66 / NEMA 4X, RFI Class A2 (C3), No brake chopper FC-202P3K0T4E66H2XGXXXXXXXAXBXXXXX	131B8918	Buy on EAN
VLT® AutomationDrive FC 300 7.5 KW / 10 HP, 380 - 480 VAC, IP55 / Type 12, RFI Class A1/B (C1), No brake chopper Further options according to typecode	131B2811	Buy on EAN
VLT® AQUA Drive FC 200 15 KW / 20 HP, 380 - 480 VAC, IP20 / Chassis, RFI Class A2 (C3), No brake chopper FC-202P15KT4E20H2XNXXXXXXXANBXXXXX	131X1635	Buy on EAN
VLT® AQUA Drive FC 200 11 KW / 15 HP, 380 - 480 VAC, IP55 / Type 12, RFI Class A2 (C3), No brake chopper FC-202P11KT4E55H2XGXXXXXXXAXBYCXXXXX	131H3610	Buy on EAN
VLT® HVAC Drive FC 102 18.5 KW / 25 HP, 380 - 480 VAC, Safe Stop, IP55 / Type 12, RFI Class A2 (C3), No A Option, No B Option, Not coated PCB, No Mains Option FC-102P18KT4E55H2TGXXXXXXXAXBXXXXX	131N2405	Buy on EAN
VLT® AQUA Drive FC 200 90 KW / 125 HP, 380 - 480 VAC, IP21 / Type 1, RFI Class A1/B (C1), No brake chopper FC-202P90KT4E21H1XGXXXXXXXAXBXXXXX	131F2607	Buy on EAN

VLT® HVAC Drive FC 102 7.5 KW / 10 HP, 380 - 480 VAC, No brake chopper, IP20 / Chassis, RFI Class A2 (C3), LonWorks MCA 108, No B Option, Not coated PCB, No Mains Option FC-102P7K5T4E20H2XGXXXXSXXXXAGBXCXXXXDX	131F0029	Buy on EAN
VLT® HVAC Drive FC 102 250 KW / 350 HP, 380 - 480 VAC, No brake chopper, IP20 / Chassis, RFI Class A2 (C3), PROFIBUS DP MCA 101, No B Option, Coated PCB, No Mains Option FC-102N250T4E20H2XGCXXXXSXXXXA0BXCXXXXDX	134F5964	Buy on EAN
VLT® HVAC Drive FC 102 160 KW / 250 HP, 380 - 480 VAC, No brake chopper, IP20 / Chassis, RFI Class A2 (C3), PROFIBUS DP MCA 101, No B Option, Coated PCB, No Mains Option FC-102N160T4E20H2XGCXXXXSXXXXA0BXCXXXXDX	134F5966	Buy on EAN
VLT® HVAC Drive FC 102 22 KW / 30 HP, 380 - 480 VAC, No brake chopper, IP20 / Chassis, RFI Class A1/B (cable len)(C1), No A Option, No B Option, Not coated PCB, No Mains Option FC-102P22KT4E20H3XGXXXXSXXXXAXBXCXXXXDX	131F9921	Buy on EAN
VLT® HVAC Drive FC 102 30 KW / 40 HP, 380 - 480 VAC, No brake chopper, IP20 / Chassis, RFI Class A1/B (cable len)(C1), No A Option, No B Option, Not coated PCB, No Mains Option FC-102P30KT4E20H3XGXXXXSXXXXAXBXCXXXXDX	131F9926	Buy on EAN
VLT® HVAC Drive FC 102 132 KW / 200 HP, 380 - 480 VAC, Safe Stop, IP54 / Type 12, RFI Class A2 (C3), No A Option, No B Option, Not coated PCB, No Mains Option FC-102P132T4E54H2TGXXXXSXXXXAXBXCXXXXDX	131G6042	Buy on EAN
VLT® HVAC Drive FC 102 110 KW / 150 HP, 380 - 480 VAC, No brake chopper, IP21 / Type 1, RFI Class A2 (C3), No A Option, MCB-105 Relay Card, Not coated PCB, No Mains Option FC-102P110T4E21H2XGXXXXSXXXXAXBPCXXXXDX	131F9403	Buy on EAN
VLT® HVAC Drive FC 102 1.5 KW / 2.0 HP, 380 - 480 VAC, No brake chopper, IP55 / Type 12, RFI Class A1/B (C1), PROFIBUS DP MCA 101, No B Option, Not coated PCB, No Mains Option FC-102P1K5T4E55H1XGXXXXSXXXXA0BXCXXXXDX	131B9516	Buy on EAN
VLT® AutomationDrive FC 300 11 KW / 15 HP, 380 - 500 VAC, IP21 / Type 1, RFI Class A1/B (C1), Brake chopper Further options according to typecode	131H2675	Buy on EAN
VLT® HVAC Drive FC 102 7.5 KW / 10 HP, 380 - 480 VAC, No brake chopper, IP20 / Chassis, RFI Class A1/B (C1), No A Option, No B Option, Not coated PCB, No Mains Option FC-102P7K5T4E20H1XXXXXSXXXXAXBXCXXXXDX	131B7546	Buy on EAN
VLT® HVAC Drive FC 102 2.2 KW / 3.0 HP, 380 - 480 VAC, No brake chopper, IP55 / Type 12, RFI Class A1/B (C1), PROFIBUS DP MCA 101, No B Option, Not coated PCB, No Mains Option FC-102P2K2T4E55H1XGXXXXSXXXXA0BXCXXXXDX	131B9519	Buy on EAN
VLT® HVAC Drive FC 102 75 KW / 100 HP, 380 - 480 VAC, No brake chopper, IP55 / Type 12, RFI Class A1/B (C1), No A Option, No B Option, Not coated PCB, No Mains Option FC-102P75KT4E55H1XGXXXXSXXXXAXBXCXXXXDX	131B8595	Buy on EAN

VLT® HVAC Drive FC 102 90 KW / 125 HP, 380 - 480 VAC, No brake chopper, IP21 / Type 1, RFI Class A2 (C3), No A Option, No B Option, Not coated PCB, No Mains Option FC-102P90KT4E21H2XGXXXXXXXAXBXXXXX	131B8597	Buy on EAN
VLT® HVAC Drive FC 102 55 KW / 75 HP, 380 - 480 VAC, No brake chopper, IP66 / NEMA 4X, RFI Class A1/B (C1), LonWorks MCA 108, No B Option, Coated PCB, No Mains Option FC-102P55KT4E66H1XNCXXXXXXXAGBXXXXDX	134N8100	Buy on EAN
VLT® HVAC Drive FC 102 15 KW / 20 HP, 200 - 240 VAC, No brake chopper, IP55 / Type 12, RFI Class A1/B (C1), LonWorks MCA 108, No B Option, Coated PCB, No Mains Option FC-102P15KT2E55H1XGCXXXXXXXAGBXXXXDX	131U4484	Buy on EAN
VLT® HVAC Drive FC 102 200 KW / 300 HP, 380 - 480 VAC, Safe Stop, IP20 / Chassis, RFI Class A2 (C3), No A Option, No B Option, Coated PCB, No Mains Option FC-102N200T4E20H2TGCXXXXXXXAXBXXXXX	134H0676	Buy on EAN
VLT® HVAC Drive FC 102 55 KW / 75 HP, 380 - 480 VAC, Brake chopper + Safe stop, IP20 / Chassis, RFI Class A1/B (C1), No A Option, No B Option, Coated PCB, Loadsharing FC-102P55KT4E20H1UGCDXXXXXXXAXBXXXXX	131H3170	Buy on EAN
VLT® HVAC Drive FC 102 75 KW / 100 HP, 380 - 480 VAC, Brake chopper, IP20 / Chassis, RFI Class A2 (C3), No A Option, No B Option, Not coated PCB, No Mains Option FC-102P75KT4E20H2BGXXXXXXXAXBXXXXX	131H2713	Buy on EAN
VLT® HVAC Drive FC 102 22 KW / 30 HP, 525 - 690 VAC *, No brake chopper, IP21 / Type 1, RFI Class A2 (C3), No A Option, No B Option, Coated PCB, No Mains Option FC-102P22KT7E21H2XGCXXXXXXXAXBXXXXX	131Z7388	Buy on EAN
VLT® HVAC Drive FC 102 132 KW / 200 HP, 380 - 480 VAC, No brake chopper, IP20 / Chassis, RFI Class A2 (C3), No A Option, No B Option, Coated PCB, No Mains Option FC-102N132T4E20H2XXCXXXXXXXAXBXXXXX	134G0835	Buy on EAN
VLT® AQUA Drive FC 200 3.0 KW / 4.0 HP, 380 - 480 VAC, IP20 / Chassis, RFI Class A1/B (C1), Safe Stop FC-202P3K0T4E20H1TGXXXXXXXAXBXXXXX	131F9817	Buy on EAN
VLT® HVAC Drive FC 102 30 KW / 40 HP, 380 - 480 VAC, No brake chopper, IP20 / Chassis, RFI Class A1/B (C1), PROFIBUS DP MCA 101, No B Option, Not coated PCB, No Mains Option FC-102P30KT4E20H1XXXXXXXAXA0BXXXXX	131H4018	Buy on EAN
VLT® AQUA Drive FC 200 55 KW / 75 HP, 380 - 480 VAC, IP20 / Chassis, RFI Class A2 (C3), No brake chopper FC-202P55KT4E20H2XGXXXXXXXA0BXXXXX	131H5722	Buy on EAN
VLT® HVAC Drive FC 102 30 KW / 40 HP, 380 - 480 VAC, No brake chopper, IP20 / Chassis, RFI Class A1/B (C1), PROFIBUS DP MCA 101, No B Option, Not coated PCB, No Mains Option FC-102P30KT4E20H1XGXXXXXXXA0BXXXXX	131H4019	Buy on EAN
VLT® HVAC Drive FC 102 18.5 KW / 25 HP, 380 - 480 VAC, No brake chopper, IP20 / Chassis, RFI Class A1/B (C1), No A Option, No B Option, Not coated PCB, No Mains Option FC-102P18KT4E20H1XGXXXXXXXAXBXXXXX	131F6632	Buy on EAN

VLT® HVAC Drive FC 102 37 KW / 50 HP, 380 - 480 VAC, No brake chopper, IP20 / Chassis, RFI Class A1/B (C1), No A Option, No B Option, Not coated PCB, No Mains Option FC-102P37KT4E20H1XGXXXXXXXAXBXXXXX	131F6630	Buy on EAN
VLT® HVAC Drive FC 102 15 KW / 20 HP, 380 - 480 VAC, No brake chopper, IP20 / Chassis, RFI Class A1/B (C1), No A Option, No B Option, Not coated PCB, No Mains Option FC-102P15KT4E20H1XGXXXXXXXAXBXXXXX	131F6631	Buy on EAN
VLT® HVAC Drive FC 102 18.5 KW / 25 HP, 380 - 480 VAC, Brake chopper + Safe stop, IP55 / Type12 Backplate, RFI Class A1/B (C1), No A Option, No B Option, Coated PCB, Loadsharing FC-102P18KT4P55H1UGCDXXSXXXXAXBXXXXX	131L9646	Buy on EAN
VLT® AutomationDrive FC 300 0.37 KW / 0.50 HP, 380 - 480 VAC, IP20 / Chassis A1 Frame, RFI Class A2 (C3), No brake chopper Further options according to typecode	131B2665	Buy on EAN
VLT® HVAC Drive FC 102 132 KW / 200 HP, 380 - 480 VAC, No brake chopper, IP54 / Type 12, RFI Class A2 (C3), PROFIBUS DP MCA 101, No B Option, Not coated PCB, No Mains Option FC-102P132T4E54H2XGXXXXXXXA0BXXXXX	131H2557	Buy on EAN
VLT® AutomationDrive FC 300 0.75 KW / 1.0 HP, 380 - 480 VAC, IP20 / Chassis A1 Frame, RFI Class A2 (C3), No brake chopper Further options according to typecode	131B2667	Buy on EAN
VLT® AQUA Drive FC 200 450 KW / 600 HP, 380 - 480 VAC, IP54 / Type 12, RFI Class A2 (C3), No brake chopper FC-202P450T4E54H2XGXXXXXXXA0BXXXXX	131H3874	Buy on EAN
VLT® HVAC Drive FC 102 11 KW / 15 HP, 380 - 480 VAC, No brake chopper, IP55 / Type 12, RFI Class A1/B (C1), No A Option, No B Option, Coated PCB, No Mains Option FC-102P11KT4E55H1XGXXXXXXXAXBXXXXX	131B7942	Buy on EAN
VLT® AutomationDrive FC 300 0.75 KW / 1.0 HP, 380 - 480 VAC, IP20 / Chassis, RFI Class A2 (C3), No brake chopper Further options according to typecode	131B2464	Buy on EAN
VLT® AutomationDrive FC 300 0.75 KW / 1.0 HP, 380 - 500 VAC, IP20 / Chassis, RFI Class A2 (C3), No brake chopper Further options according to typecode	131B7495	Buy on EAN
VLT® AutomationDrive FC 300 1.5 KW / 2.0 HP, 380 - 480 VAC, IP20 / Chassis A1 Frame, RFI Class A2 (C3), No brake chopper Further options according to typecode	131B2689	Buy on EAN
VLT® AutomationDrive FC 300 1.1 KW / 1.5 HP, 380 - 480 VAC, IP20 / Chassis A1 Frame, RFI Class A2 (C3), No brake chopper Further options according to typecode	131B2688	Buy on EAN
VLT® HVAC Drive FC 102 110 KW / 150 HP, 380 - 480 VAC, Safe Stop, IP20 / Chassis, RFI Class A2 (C3), No A Option, No B Option, Coated PCB, No Mains Option FC-102N110T4E20H2TGCXXXXXXXAXBXXXXX	134G3059	Buy on EAN
VLT® AQUA Drive FC 200 11 KW / 15 HP, 380 - 480 VAC, IP20 / Chassis, RFI Class A2 (C3), No brake chopper FC-202P11KT4E20H2XXXXXXXANBXXXXX	131X1633	Buy on EAN
VLT® AutomationDrive FC 300 0.75 KW / 1.0 HP, 380 - 500 VAC, IP20 / Chassis, RFI Class A1/B (C1), Brake chopper Further options according to typecode	131B4707	Buy on EAN

VLT® AutomationDrive FC 300 0.75 KW / 1.0 HP, 380 - 480 VAC, IP20 / Chassis A1 Frame, RFI Class A2 (C3), No brake chopper Further options according to typecode	131B2687	Buy on EAN
VLT® AutomationDrive FC 300 0.55 KW / 0.75 HP, 380 - 480 VAC, IP20 / Chassis A1 Frame, RFI Class A2 (C3), No brake chopper Further options according to typecode	131B2686	Buy on EAN
VLT® AutomationDrive FC 300 0.37 KW / 0.50 HP, 380 - 480 VAC, IP20 / Chassis A1 Frame, RFI Class A2 (C3), No brake chopper Further options according to typecode	131B2685	Buy on EAN
VLT® AQUA Drive FC 200 0.75 KW / 1.0 HP, 380 - 480 VAC, IP66 / NEMA 4X, RFI Class A1/B (cable len)(C1), No brake chopper FC-202PK75T4E66H3XGX1XXSXXXXAXBXCXXXXDX	134G1555	Buy on EAN
VLT® HVAC Drive FC 102 55 KW / 75 HP, 380 - 480 VAC, Safe Stop, IP20 / Chassis, RFI Class A2 (C3), No A Option, No B Option, Not coated PCB, No Mains Option FC-102P55KT4E20H2TGXXXXSXXXXAXBXCXXXXDX	131L7798	Buy on EAN
VLT® HVAC Drive FC 102 15 KW / 20 HP, 380 - 480 VAC, Safe Stop, IP55 / Type 12, RFI Class A2 (C3), PROFIBUS DP MCA 101, No B Option, Not coated PCB, No Mains Option FC-102P15KT4E55H2TGXXXXSXXXXA0BXCXXXXDX	131X7033	Buy on EAN
VLT® HVAC Drive FC 102 37 KW / 50 HP, 380 - 480 VAC, Safe Stop, IP55 / Type 12, RFI Class A2 (C3), PROFIBUS DP MCA 101, No B Option, Not coated PCB, No Mains Option FC-102P37KT4E55H2TGXXXXSXXXXA0BXCXXXXDX	131X7032	Buy on EAN
VLT® AutomationDrive FC 300 15 KW / 20 HP, 200 - 240 VAC, IP20 / Chassis, RFI Class A2 (C3), Brake chopper Further options according to typecode	131H5200	Buy on EAN
VLT® HVAC Drive FC 102 22 KW / 30 HP, 380 - 480 VAC, Safe Stop, IP20 / Chassis, RFI Class A2 (C3), No A Option, No B Option, Not coated PCB, No Mains Option FC-102P22KT4E20H2TGXXXXSXXXXAXBXCXXXXDX	131L7797	Buy on EAN
VLT® HVAC Drive FC 102 18.5 KW / 25 HP, 380 - 480 VAC, Brake chopper, IP20 / Chassis, RFI Class A2 (C3), No A Option, No B Option, Not coated PCB, No Mains Option FC-102P18KT4E20H2BGXXXXSXXXXAXBXCXXXXDX	131H0958	Buy on EAN
VLT® HVAC Drive FC 102 1.1 KW / 1.5 HP, 380 - 480 VAC, No brake chopper, IP20 / Chassis, RFI Class A1/B (C1), LonWorks MCA 108, No B Option, Not coated PCB, No Mains Option FC-102P1K1T4E20H1XGXXXXSXXXXAGBXCXXXXDX	131B8174	Buy on EAN
VLT® AutomationDrive FC 300 1.5 KW / 2.0 HP, 380 - 480 VAC, IP20 / Chassis, RFI Class A2 (C3), No brake chopper Further options according to typecode	131B1268	Buy on EAN
VLT® AutomationDrive FC 300 2.2 KW / 3.0 HP, 380 - 480 VAC, IP20 / Chassis, RFI Class A2 (C3), No brake chopper Further options according to typecode	131B1269	Buy on EAN
VLT® AutomationDrive FC 300 3.0 KW / 4.0 HP, 200 - 240 VAC, IP20 / Chassis, RFI Class A2 (C3), No brake chopper Further options according to typecode	131B0234	Buy on EAN
VLT® AutomationDrive FC 300 1.5 KW / 2.0 HP, 380 - 500 VAC, IP20 / Chassis, RFI Class A1/B (C1), Brake chopper Further options according to typecode	131B0588	Buy on EAN

VLT® AutomationDrive FC 300 1.1 KW / 1.5 HP, 380 - 480 VAC, IP20 / Chassis, RFI Class A2 (C3), No brake chopper Further options according to typecode	131B1265	Buy on EAN
VLT® HVAC Drive FC 102 200 KW / 300 HP, 380 - 480 VAC, No brake chopper, IP21 / Type 1, RFI class A1 (C2), No A Option, No B Option, Not coated PCB, No Mains Option FC-102P200T4E21H4XGXXXXSXXXXAXBXCXXXXDX	131B6946	Buy on EAN
VLT® AutomationDrive FC 300 1.5 KW / 2.0 HP, 380 - 480 VAC, IP20 / Chassis, RFI Class A2 (C3), Brake chopper Further options according to typecode	131B1267	Buy on EAN
VLT® HVAC Drive FC 102 160 KW / 250 HP, 380 - 480 VAC, No brake chopper, IP21 / Type 1, RFI class A1 (C2), No A Option, No B Option, Not coated PCB, No Mains Option FC-102P160T4E21H4XGXXXXSXXXXAXBXCXXXXDX	131B6940	Buy on EAN
VLT® AutomationDrive FC 300 0.55 KW / 0.75 HP, 380 - 480 VAC, IP20 / Chassis, RFI Class A2 (C3), No brake chopper Further options according to typecode	131B1262	Buy on EAN
VLT® HVAC Drive FC 102 160 KW / 250 HP, 380 - 480 VAC, No brake chopper, IP54 / Type 12, RFI Class A2 (C3), No A Option, No B Option, Not coated PCB, No Mains Option FC-102P160T4E54H2XGXXXXSXXXXAXBXCXXXXDX	131B6943	Buy on EAN
VLT® HVAC Drive FC 102 160 KW / 250 HP, 380 - 480 VAC, Safe Stop, IP54 / Type 12, RFI Class A2 (C3), PROFIBUS DP MCA 101, No B Option, Coated PCB, Mains Disconnect + Fuse FC-102N160T4E54H2TGC3XXSXXXXA0BXCXXXXD0	134L6438	Buy on EAN
VLT® AQUA Drive FC 200 15 KW / 20 HP, 380 - 480 VAC, IP20 / Chassis, RFI Class A2 (C3), No brake chopper FC-202P15KT4E20H2XXXXXSXXXXA0BXCXXXXDX	131H3700	Buy on EAN
VLT® HVAC Drive FC 102 22 KW / 30 HP, 380 - 480 VAC, No brake chopper, IP66 / NEMA 4X, RFI Class A1/B (C1), No A Option, No B Option, Coated PCB, No Mains Option FC-102P22KT4E66H1XGCXXXXSXXXXAXBXCXXXXDX	131F0686	Buy on EAN
VLT® HVAC Drive FC 102 37 KW / 50 HP, 380 - 480 VAC, Safe Stop, IP20 / Chassis, RFI Class A2 (C3), No A Option, MCB-101 General purp. I/O, Not coated PCB, No Mains Option FC-102P37KT4E20H2TGXXXXSXXXXAXBKCXXXXDX	134U5813	Buy on EAN
VLT® HVAC Drive FC 102 18.5 KW / 25 HP, 380 - 480 VAC, Safe Stop, IP20 / Chassis, RFI Class A2 (C3), No A Option, MCB-101 General purp. I/O, Not coated PCB, No Mains Option FC-102P18KT4E20H2TGXXXXSXXXXAXBKCXXXXDX	134U5812	Buy on EAN
VLT® HVAC Drive FC 102 15 KW / 20 HP, 380 - 480 VAC, Safe Stop, IP20 / Chassis, RFI Class A1/B (C1), PROFINET MCA 120, No B Option, Not coated PCB, No Mains Option FC-102P15KT4E20H1TGXXXXSXXXXALBXCXXXXDX	134H8573	Buy on EAN
VLT® HVAC Drive FC 102 132 KW / 200 HP, 380 - 480 VAC, No brake chopper, IP21 / Type 1, RFI class A1 (C2), No A Option, No B Option, Coated PCB, No Mains Option FC-102N132T4E21H4XGCXXXXSXXXXAXBXCXXXXDX	134F4249	Buy on EAN
VLT® AQUA Drive FC 200 7.5 KW / 10 HP, 380 - 480 VAC, IP20 / Chassis, RFI Class A1/B (C1), No brake chopper FC-202P7K5T4E20H1XGXXXXSXXXXAXBXCXXXXDX	131F8296	Buy on EAN

VLT® AutomationDrive FC 300 30 KW / 40 HP, 380 - 500 VAC, IP20 / Chassis, RFI Class A1/B (C1), No brake chopper Further options according to typecode	131H1600	Buy on EAN
VLT® AutomationDrive FC 300 22 KW / 30 HP, 380 - 500 VAC, IP20 / Chassis, RFI Class A2 (C3), No brake chopper Further options according to typecode	131H1601	Buy on EAN
VLT® AutomationDrive FC 300 75 KW / 100 HP, 380 - 500 VAC, IP20 / Chassis, RFI Class A1/B (C1), No brake chopper Further options according to typecode	131H1602	Buy on EAN
VLT® AutomationDrive FC 300 75 KW / 100 HP, 380 - 500 VAC, IP20 / Chassis, RFI Class A2 (C3), No brake chopper Further options according to typecode	131G0297	Buy on EAN
VLT® AQUA Drive FC 200 3.0 KW / 4.0 HP, 380 - 480 VAC, IP20 / Chassis, RFI Class A2 (C3), Safe Stop FC-202P3K0T4E20H2TGXXXXXXXALBXCXXXXDX	134G4330	Buy on EAN
VLT® AQUA Drive FC 200 1.1 KW / 1.5 HP, 200 - 240 VAC, IP20 / Chassis, RFI Class A2 (C3), No brake chopper FC-202P1K1S2E20H2XGXXXXXXXAXBXCXXXXDX	131G4284	Buy on EAN
VLT® HVAC Drive FC 102 110 KW / 150 HP, 380 - 480 VAC, No brake chopper, IP54 / Type 12, RFI class A1 (C2), No A Option, No B Option, Not coated PCB, Fuse FC-102P110T4E54H4XGX7XXSXXXXAXBXCXXXXDX	131F9108	Buy on EAN
VLT® AutomationDrive FC 300 22 KW / 30 HP, 200 - 240 VAC, IP20 / Chassis, RFI Class A2 (C3), No brake chopper Further options according to typecode	131H5359	Buy on EAN
VLT® AutomationDrive FC 300 5.5 KW / 7.5 HP, 380 - 480 VAC, IP20 / Chassis, RFI Class A2 (C3), Brake chopper Further options according to typecode	131B1004	Buy on EAN
VLT® HVAC Drive FC 102 11 KW / 15 HP, 380 - 480 VAC, Safe Stop, IP21 / Type 1, RFI Class A1/B (C1), PROFIBUS DP MCA 101, No B Option, Not coated PCB, No Mains Option FC-102P11KT4E21H1TGXXXXXXXA0BXCXXXXDX	131L0553	Buy on EAN
VLT® AQUA Drive FC 200 30 KW / 40 HP, 380 - 480 VAC, IP55 / Type 12, RFI Class A1/B (C1), No brake chopper FC-202P30KT4E55H1XGX1XXSXXXXALBXCXXXXDX	134L0839	Buy on EAN
VLT® AutomationDrive FC 300 1.1 KW / 1.5 HP, 380 - 500 VAC, IP20 / Chassis, RFI Class A2 (C3), No brake chopper Further options according to typecode	131B0650	Buy on EAN
VLT® AutomationDrive FC 300 1.1 KW / 1.5 HP, 380 - 480 VAC, IP20 / Chassis, RFI Class A1/B (C1), No brake chopper Further options according to typecode	131B1310	Buy on EAN
VLT® HVAC Drive FC 102 11 KW / 15 HP, 380 - 480 VAC, Safe Stop, IP20 / Chassis, RFI Class A2 (C3), No A Option, MCB-101 General purp. I/O, Not coated PCB, No Mains Option FC-102P11KT4E20H2TGXXXXXXXAXBKXXXXDX	131U6918	Buy on EAN
VLT® AutomationDrive FC 300 1.5 KW / 2.0 HP, 380 - 480 VAC, IP20 / Chassis, RFI Class A1/B (C1), No brake chopper Further options according to typecode	131B1313	Buy on EAN
VLT® HVAC Drive FC 102 1.5 KW / 2.0 HP, 380 - 480 VAC, Safe Stop, IP20 / Chassis, RFI Class A1/B (C1), PROFINET MCA 120, No B Option, Not coated PCB, No Mains Option FC-102P1K5T4E20H1TGXXXXXXXALBXCXXXXDX	134N6136	Buy on EAN

VLT® AutomationDrive FC 300 11 KW / 15 HP, 380 - 500 VAC, IP55 / Type 12, RFI Class A2 (C3), No brake chopper Further options according to typecode	131B1647	Buy on EAN
VLT® AutomationDrive FC 300 3.0 KW / 4.0 HP, 380 - 480 VAC, IP20 / Chassis, RFI Class A1/B (C1), No brake chopper Further options according to typecode	131B1316	Buy on EAN
VLT® HVAC Drive FC 102 45 KW / 60 HP, 380 - 480 VAC, Safe Stop, IP20 / Chassis, RFI Class A2 (C3), No A Option, MCB-101 General purp. I/O, Not coated PCB, No Mains Option FC-102P45KT4E20H2TGXXXXXXXAXBKCXXXXDX	131U6919	Buy on EAN
VLT® AutomationDrive FC 300 4.0 KW / 5.5 HP, 380 - 480 VAC, IP20 / Chassis, RFI Class A1/B (C1), No brake chopper Further options according to typecode	131B1319	Buy on EAN
VLT® AutomationDrive FC 300 11 KW / 15 HP, 380 - 500 VAC, IP55 / Type 12, RFI Class A2 (C3), No brake chopper Further options according to typecode	131B1648	Buy on EAN
VLT® AQUA Drive FC 200 2.2 KW / 3.0 HP, 380 - 480 VAC, IP20 / Chassis, RFI Class A2 (C3), No brake chopper FC-202P2K2T4E20H2XGXXXXXXXAXBYCXXXXDX	131H1287	Buy on EAN
VLT® HVAC Drive FC 102 11 KW / 15 HP, 380 - 480 VAC, No brake chopper, IP20 / Chassis, RFI Class A1/B (C1), LonWorks MCA 108, No B Option, Not coated PCB, No Mains Option FC-102P11KT4E20H1XGXXXXXXXAGBXCXXXXDX	131H1281	Buy on EAN
VLT® HVAC Drive FC 102 110 KW / 150 HP, 380 - 480 VAC, No brake chopper, IP54 / Type 12, RFI class A1 (C2), No A Option, No B Option, Not coated PCB, No Mains Option FC-102P110T4E54H4XGXXXXXXXAXBXCXXXXDX	131B6930	Buy on EAN
VLT® AQUA Drive FC 200 5.5 KW / 7.5 HP, 380 - 480 VAC, IP20 / Chassis, RFI Class A2 (C3), No brake chopper FC-202P5K5T4E20H2XGXXXXXXXAXBYCXXXXDX	131H0081	Buy on EAN
VLT® AQUA Drive FC 200 90 KW / 125 HP, 380 - 480 VAC, IP20 / Chassis, RFI Class A1/B (C1), Brake chopper + Safe stop FC-202P90KT4E20H1UGCDXXSXXXXAXBXCXXXXDX	131L1241	Buy on EAN
VLT® AutomationDrive FC 300 30 KW / 40 HP, 380 - 500 VAC, IP20 / Chassis, RFI Class A2 (C3), No brake chopper Further options according to typecode	131G4849	Buy on EAN
VLT® AQUA Drive FC 200 7.5 KW / 10 HP, 380 - 480 VAC, IP20 / Chassis, RFI Class A2 (C3), No brake chopper FC-202P7K5T4E20H2XXXXXXXANBXCXXXXDX	131U6599	Buy on EAN
VLT® AutomationDrive FC 300 1.5 KW / 2.0 HP, 380 - 500 VAC, IP20 / Chassis, RFI Class A2 (C3), No brake chopper Further options according to typecode	131B0651	Buy on EAN
VLT® AQUA Drive FC 200 4.0 KW / 5.5 HP, 380 - 480 VAC, IP20 / Chassis, RFI Class A1/B (C1), No brake chopper FC-202P4K0T4E20H1XXXXXXXA0BXCXXXXDX	131H0643	Buy on EAN
VLT® AutomationDrive FC 300 3.7 KW / 5.0 HP, 200 - 240 VAC, IP20 / Chassis, RFI Class A1/B (C1), Brake chopper Further options according to typecode	131B1197	Buy on EAN

VLT® HVAC Drive FC 102 75 KW / 100 HP, 380 - 480 VAC, No brake chopper, IP55 / Type 12, RFI Class A1/B (cable len)(C1), EtherNet/IP MCA 121, No B Option, Not coated PCB, No Mains Option FC-102P75KT4E55H3XGXXXXSXXXXANBXCXXXXDX	134U0448	Buy on EAN
VLT® HVAC Drive FC 102 800 KW / 1200 HP, 380 - 480 VAC, Safe Stop, IP54 / Type 12, RFI Class A2 (C3), No A Option, No B Option, Coated PCB, No Mains Option FC-102P800T4E54H2TGCXKXSXXXXAXBXCXXXXDX	134U5929	Buy on EAN
VLT® AutomationDrive FC 300 22 KW / 30 HP, 380 - 500 VAC, IP21 / Type 1, RFI Class A2 (C3), No brake chopper Further options according to typecode	131B1869	Buy on EAN
VLT® AutomationDrive FC 300 11 KW / 15 HP, 380 - 500 VAC, IP66 / NEMA 4X, RFI Class A1/B (C1), No brake chopper Further options according to typecode	131G2202	Buy on EAN
VLT® AQUA Drive FC 200 4.0 KW / 5.5 HP, 380 - 480 VAC, IP55 / Type 12, RFI Class A2 (C3), No brake chopper FC-202P4K0T4E55H2XGCXXSXXXXAXBYCXXXXDX	131H1731	Buy on EAN
VLT® HVAC Drive FC 102 15 KW / 20 HP, 380 - 480 VAC, No brake chopper, IP55 / Type 12, RFI Class A2 (C3), No A Option, No B Option, Not coated PCB, No Mains Option FC-102P15KT4E55H2XNXXXXSXXXXAXBXCXXXXDX	131F0607	Buy on EAN
VLT® AQUA Drive FC 200 132 KW / 200 HP, 525 - 690 VAC *, IP20 / Chassis, RFI Class A2 (C3), No brake chopper FC-202N132T7E20H2XGCXXSXXXXAXBXCXXXXDX	134G8764	Buy on EAN
VLT® HVAC Drive FC 102 11 KW / 15 HP, 380 - 480 VAC, No brake chopper, IP55 / Type 12, RFI Class A1/B (cable len)(C1), PROFIBUS DP MCA 101, No B Option, Not coated PCB, No Mains Option FC-102P11KT4E55H3XGXXXXSXXXXA0BXCXXXXDX	131F3861	Buy on EAN
VLT® HVAC Drive FC 102 450 KW / 600 HP, 380 - 480 VAC, No brake chopper, IP54 / Type 12, LHD - AAF006 filter + A2 RFI, PROFINET MCA 120, No B Option, Coated PCB, Mains Disconnect + Fuse FC-102P450T4E54N2XGC3XSXXXXALBXCXXXXDX	134L2550	Buy on EAN
VLT® HVAC Drive FC 102 7.5 KW / 10 HP, 380 - 480 VAC, No brake chopper, IP20 / Chassis, RFI Class A2 (C3), PROFIBUS DP MCA 101, No B Option, Not coated PCB, No Mains Option FC-102P7K5T4E20H2XGXXXXSXXXXA0BXCXXXXDX	131F6461	Buy on EAN
VLT® AutomationDrive FC 300 15 KW / 20 HP, 380 - 500 VAC, IP20 / Chassis, RFI Class A1/B (C1), Brake chopper Further options according to typecode	131F8891	Buy on EAN
VLT® AutomationDrive FC 300 7.5 KW / 10 HP, 380 - 500 VAC, IP20 / Chassis, RFI Class A2 (C3), No brake chopper Further options according to typecode	131B0684	Buy on EAN
VLT® AutomationDrive FC 300 1.1 KW / 1.5 HP, 200 - 240 VAC, IP20 / Chassis, RFI Class A1/B (C1), Brake chopper Further options according to typecode	131B0686	Buy on EAN
VLT® AutomationDrive FC 300 3.0 KW / 4.0 HP, 380 - 500 VAC, IP20 / Chassis, RFI Class A2 (C3), No brake chopper Further options according to typecode	131B0683	Buy on EAN

VLT® HVAC Drive FC 102 3.0 KW / 4.0 HP, 380 - 480 VAC, No brake chopper, IP20 / Chassis, RFI Class A1/B (C1), LonWorks MCA 108, No B Option, Not coated PCB, No Mains Option FC-102P3K0T4E20H1XGXXXXSXXXXAGBXCXXXXDX	131F1910	Buy on EAN
VLT® HVAC Drive FC 102 18.5 KW / 25 HP, 380 - 480 VAC, No brake chopper, IP20 / Chassis, RFI Class A1/B (cable len)(C1), No A Option, No B Option, Not coated PCB, No Mains Option FC-102P18KT4E20H3XGXXXXSXXXXAXBXCXXXXDX	131G0433	Buy on EAN
VLT® AQUA Drive FC 200 2.2 KW / 3.0 HP, 380 - 480 VAC, IP20 / Chassis, RFI Class A1/B (cable len)(C1), No brake chopper FC-202P2K2T4E20H3XGXXXXSXXXXAXBPCXXXXDX	131G9225	Buy on EAN
VLT® AQUA Drive FC 200 15 KW / 20 HP, 380 - 480 VAC, IP66 / NEMA 4X, RFI Class A1/B (cable len)(C1), No brake chopper FC-202P15KT4E66H3XGC1XXSXXXXAXBXCXXXXDX	134N4347	Buy on EAN
VLT® HVAC Drive FC 102 110 KW / 150 HP, 380 - 480 VAC, No brake chopper, IP21 / Type 1, RFI class A1 (C2), No A Option, No B Option, Not coated PCB, No Mains Option FC-102P110T4E21H4XGXXXXSXXXXAXBXCXXXXD0	131F7779	Buy on EAN
VLT® HVAC Drive FC 102 110 KW / 150 HP, 380 - 480 VAC, No brake chopper, IP21 / Type 1, RFI class A1 (C2), No A Option, No B Option, Not coated PCB, Mains Disconnect + Fuse FC-102P110T4E21H4XG3XXSXXXXAXBXCXXXXDX	131F7776	Buy on EAN
VLT® HVAC Drive FC 102 75 KW / 100 HP, 380 - 480 VAC, Safe Stop, IP20 / Chassis, RFI Class A2 (C3), No A Option, No B Option, Not coated PCB, No Mains Option FC-102P75KT4E20H2TGXXXXSXXXXAXBXCXXXXDX	131G9739	Buy on EAN
VLT® HVAC Drive FC 102 110 KW / 150 HP, 380 - 480 VAC, No brake chopper, IP00 / Chassis, RFI class A1 (C2), No A Option, No B Option, Not coated PCB, No Mains Option FC-102P110T4E00H4XGXXXXSXXXXAXBXCXXXXD0	131F7773	Buy on EAN
VLT® AutomationDrive FC 300 22 KW / 30 HP, 380 - 500 VAC, IP20 / Chassis, RFI Class A1/B (C1), No brake chopper Further options according to typecode	131H1429	Buy on EAN
VLT® AutomationDrive FC 300 5.5 KW / 7.5 HP, 380 - 480 VAC, IP55 / Type 12, RFI Class A2 (C3), No brake chopper Further options according to typecode	131B4321	Buy on EAN
VLT® AutomationDrive FC 300 75 KW / 100 HP, 380 - 500 VAC, IP55 / Type 12, RFI Class A2 (C3), Brake chopper Further options according to typecode	131F1358	Buy on EAN
VLT® HVAC Drive FC 102 75 KW / 100 HP, 380 - 480 VAC, No brake chopper, IP20 / Chassis, RFI Class A2 (C3), No A Option, MCB-101 General purp. I/O, Not coated PCB, No Mains Option FC-102P75KT4E20H2XGXXXXSXXXXAXBKCXXXXDX	131G5086	Buy on EAN
VLT® AQUA Drive FC 200 5.5 KW / 7.5 HP, 380 - 480 VAC, IP55 / Type 12, RFI Class A1/B (C1), Safe Stop FC-202P5K5T4E55H1TGCXXXXSXXXXA0BXCXXXXDX	131L9207	Buy on EAN

VLT® AutomationDrive FC 300 90 KW / 125 HP, 380 - 500 VAC, IP21 / Type 1, RFI Class A2 (C3), No brake chopper Further options according to typecode	131F1826	Buy on EAN
VLT® AutomationDrive FC 300 0.37 KW / 0.50 HP, 380 - 500 VAC, IP20 / Chassis, RFI Class A1/B (C1), Brake chopper Further options according to typecode	131B0478	Buy on EAN
VLT® AutomationDrive FC 300 4.0 KW / 5.5 HP, 380 - 500 VAC, IP20 / Chassis, RFI Class A2 (C3), Brake chopper Further options according to typecode	131B0848	Buy on EAN
VLT® AutomationDrive FC 300 55 KW / 75 HP, 380 - 500 VAC, IP55 / Type 12, RFI Class A2 (C3), No brake chopper Further options according to typecode	131F1356	Buy on EAN
VLT® AutomationDrive FC 300 55 KW / 75 HP, 380 - 500 VAC, IP55 / Type 12, RFI Class A2 (C3), Brake chopper Further options according to typecode	131F1357	Buy on EAN
VLT® AutomationDrive FC 300 7.5 KW / 10 HP, 380 - 500 VAC, IP55 / Type 12, RFI Class A2 (C3), Brake chopper Further options according to typecode	131B6782	Buy on EAN
VLT® AQUA Drive FC 200 30 KW / 40 HP, 380 - 480 VAC, IP20 / Chassis, RFI Class A2 (C3), No brake chopper FC-202P30KT4E20H2XGXXXXSXXXXALBXCXXXXDX	134F2148	Buy on EAN
VLT® HVAC Drive FC 102 55 KW / 75 HP, 380 - 480 VAC, No brake chopper, IP55 / Type 12, RFI Class A1/B (C1), No A Option, No B Option, Not coated PCB, No Mains Option FC-102P55KT4E55H1XGXXXXSXXXXAXBXCXXXXDX	131B7025	Buy on EAN
VLT® AQUA Drive FC 200 30 KW / 40 HP, 380 - 480 VAC, IP55 / Type 12, RFI Class A1/B (C1), No brake chopper FC-202P30KT4E55H1XGXXXXSXXXXA0BXCXXXXDX	131F7008	Buy on EAN
VLT® AutomationDrive FC 300 0.75 KW / 1.0 HP, 380 - 480 VAC, IP20 / Chassis, RFI Class A2 (C3), No brake chopper Further options according to typecode	131B0918	Buy on EAN
VLT® HVAC Drive FC 102 110 KW / 150 HP, 380 - 480 VAC, No brake chopper, IP00 / Chassis, RFI class A1 (C2), No A Option, No B Option, Not coated PCB, No Mains Option FC-102P110T4E00H4XGXXXXSXXXXAXBXCXXXXDX	131B6549	Buy on EAN
VLT® AQUA Drive FC 200 15 KW / 20 HP, 380 - 480 VAC, IP20 / Chassis, RFI Class A2 (C3), Safe Stop FC-202P15KT4E20H2TGXXXXSXXXXA0BYCXXXXDX	131G9640	Buy on EAN
VLT® HVAC Drive FC 102 45 KW / 60 HP, 380 - 480 VAC, No brake chopper, IP55 / Type 12, RFI Class A1/B (C1), No A Option, No B Option, Not coated PCB, No Mains Option FC-102P45KT4E55H1XGXXXXSXXXXAXBXCXXXXDX	131B7015	Buy on EAN
VLT® HVAC Drive FC 102 55 KW / 75 HP, 380 - 480 VAC, Safe Stop, IP55 / Type 12, RFI Class A2 (C3), No A Option, No B Option, Coated PCB, Mains Disconnect FC-102P55KT4E55H2TGC1XXSXXXXAXBXCXXXXDX	134N4351	Buy on EAN
VLT® AutomationDrive FC 300 11 KW / 15 HP, 380 - 500 VAC, IP21 / Type 1, RFI Class A1/B (C1), No brake chopper Further options according to typecode	131B3254	Buy on EAN
VLT® AutomationDrive FC 300 4.0 KW / 5.5 HP, 380 - 480 VAC, IP20 / Chassis, RFI Class A2 (C3), Brake chopper Further options according to typecode	131B0724	Buy on EAN

VLT® HVAC Drive FC 102 1.5 KW / 2.0 HP, 380 - 480 VAC, Safe Stop, IP20 / Chassis, RFI Class A1/B (C1), EtherNet/IP MCA 121, No B Option, Not coated PCB, No Mains Option FC-102P1K5T4E20H1TGXXXXXXXANBXCXXXXDX	134G8018	Buy on EAN
VLT® HVAC Drive FC 102 315 KW / 450 HP, 380 - 480 VAC, No brake chopper, IP54/Type 12+main shield, RFI Class A2 (C3), No A Option, No B Option, Coated PCB, Mains Disconnect + Fuse FC-102P315T4E5MH2XGC3XXSXXXXAXBXXXXDX	131F8197	Buy on EAN
VLT® AutomationDrive FC 300 1.1 KW / 1.5 HP, 380 - 500 VAC, IP20 / Chassis, RFI Class A1/B (C1), Brake chopper Further options according to typecode	131F7179	Buy on EAN
VLT® HVAC Drive FC 102 1.5 KW / 2.0 HP, 380 - 480 VAC, No brake chopper, IP20 / Chassis, RFI Class A1/B (C1), No A Option, No B Option, Not coated PCB, No Mains Option FC-102P1K5T4E20H1XGXXXXXXXAXBXXXXDX	131B4217	Buy on EAN
VLT® HVAC Drive FC 102 132 KW / 200 HP, 380 - 480 VAC, Brake chopper + Safe stop, IP21 / Type 1, RFI Class A2 (C3), PROFIBUS DP MCA 101, No B Option, Not coated PCB, No Mains Option FC-102P132T4E21H2UGXXXXXXXA0BXCXXXXDX	134G6403	Buy on EAN
VLT® AutomationDrive FC 300 200 KW / 300 HP, 380 - 500 VAC, IP21 / Type 1, RFI class A1 (C2), No brake chopper Further options according to typecode	131B5940	Buy on EAN
VLT® AQUA Drive FC 200 30 KW / 40 HP, 380 - 480 VAC, IP20 / Chassis, RFI Class A1/B (cable len)(C1), No brake chopper FC-202P30KT4E20H3XGXXXXXXXAXBXXXXDX	131H3043	Buy on EAN
VLT® HVAC Drive FC 102 30 KW / 40 HP, 380 - 480 VAC, No brake chopper, IP20 / Chassis, RFI Class A1/B (C1), No A Option, No B Option, Not coated PCB, No Mains Option FC-102P30KT4E20H1XGXXXXXXXAXBXXXXDX	131B5945	Buy on EAN
VLT® HVAC Drive FC 102 200 KW / 300 HP, 380 - 480 VAC, No brake chopper, IP21 / Type 1, RFI Class A2 (C3), No A Option, No B Option, Coated PCB, Fuse FC-102P200T4E21H2XGC7XXSXXXXAXBXXXXDX	131G6379	Buy on EAN
VLT® AQUA Drive FC 200 37 KW / 50 HP, 380 - 480 VAC, IP20 / Chassis, RFI Class A1/B (cable len)(C1), No brake chopper FC-202P37KT4E20H3XGXXXXXXXAXBXXXXDX	131H3048	Buy on EAN
VLT® AutomationDrive FC 300 15 KW / 20 HP, 380 - 500 VAC, IP21 / Type 1, RFI Class A1/B (C1), Brake chopper Further options according to typecode	131F7191	Buy on EAN
VLT® AutomationDrive FC 300 4.0 KW / 5.5 HP, 380 - 480 VAC, IP20 / Chassis, RFI Class A2 (C3), No brake chopper Further options according to typecode	131B0725	Buy on EAN
VLT® AQUA Drive FC 200 75 KW / 100 HP, 380 - 480 VAC, IP20 / Chassis, RFI Class A2 (C3), No brake chopper FC-202P75KT4E20H2XGXXXXXXXAXBXXXXDX	131H9595	Buy on EAN
VLT® AQUA Drive FC 200 11 KW / 15 HP, 380 - 480 VAC, IP55 / Type 12, RFI Class A2 (C3), No brake chopper FC-202P11KT4E55H2XGXXXXXXXANBXXXXDX	131N7704	Buy on EAN

VLT® AQUA Drive FC 200 2.2 KW / 3.0 HP, 380 - 480 VAC, IP55 / Type 12 A4 Frame, RFI Class A1/B (C1), No brake chopper FC-202P2K2T4Z55H1XGXXXXSXXXXAXBXXXXDX	131U1495	Buy on EAN
VLT® AutomationDrive FC 300 15 KW / 20 HP, 200 - 240 VAC, IP20 / Chassis, RFI Class A2 (C3), No brake chopper Further options according to typecode	131H4559	Buy on EAN
VLT® AutomationDrive FC 300 4.0 KW / 5.5 HP, 380 - 500 VAC, IP20 / Chassis, RFI Class A1/B (C1), Brake chopper Further options according to typecode	131B0485	Buy on EAN
VLT® HVAC Drive FC 102 30 KW / 40 HP, 380 - 480 VAC, No brake chopper, IP55 / Type 12, RFI Class A1/B (cable len)(C1), PROFIBUS DP MCA 101, No B Option, Not coated PCB, No Mains Option FC-102P30KT4E55H3XGXXXXSXXXXA0BXXXXDX	131H8426	Buy on EAN
VLT® HVAC Drive FC 102 22 KW / 30 HP, 380 - 480 VAC, No brake chopper, IP20 / Chassis, RFI Class A2 (C3), PROFIBUS DP MCA 101, No B Option, Not coated PCB, No Mains Option FC-102P22KT4E20H2XGXXXXSXXXXA0BXXXXDO	131U9208	Buy on EAN
VLT® AutomationDrive FC 300 2.2 KW / 3.0 HP, 380 - 480 VAC, IP20 / Chassis, RFI Class A1/B (C1), No brake chopper Further options according to typecode	131B1439	Buy on EAN
VLT® AQUA Drive FC 200 75 KW / 100 HP, 380 - 480 VAC, IP20 / Chassis, RFI Class A2 (C3), No brake chopper FC-202P75KT4E20H2XXXXXSXXXXAXBXXXXDX	131F3071	Buy on EAN
VLT® AutomationDrive FC 300 15 KW / 20 HP, 380 - 480 VAC, IP21 / Type 1, RFI Class A2 (C3), Brake chopper Further options according to typecode	131B3675	Buy on EAN
VLT® HVAC Drive FC 102 110 KW / 150 HP, 380 - 480 VAC, No brake chopper, IP21 / Type 1, RFI class A1 (C2), No A Option, No B Option, Not coated PCB, Fuse FC-102P110T4E21H4XGX7XSXXXXAXBXXXXDX	131F8211	Buy on EAN
VLT® AutomationDrive FC 300 15 KW / 20 HP, 380 - 480 VAC, IP55 / Type 12, RFI Class A1/B (C1), No brake chopper Further options according to typecode	131B3677	Buy on EAN
VLT® AutomationDrive FC 300 15 KW / 20 HP, 380 - 480 VAC, IP21 / Type 1, RFI Class A2 (C3), No brake chopper Further options according to typecode	131B3673	Buy on EAN
VLT® AQUA Drive FC 200 2.2 KW / 3.0 HP, 200 - 240 VAC, IP20 / Chassis, RFI Class A2 (C3), No brake chopper FC-202P2K2T2E20H2XGCXXXSXXXXAXBXXXXDX	131B9180	Buy on EAN
VLT® HVAC Drive FC 102 250 KW / 350 HP, 380 - 480 VAC, No brake chopper, IP54/Type 12+main shield, RFI class A1 (C2), No A Option, No B Option, Not coated PCB, Mains Disconnect + Fuse FC-102P250T4E5MH4XGX3XSXXXXAXBXXXXDX	131F7992	Buy on EAN
VLT® AQUA Drive FC 200 0.75 KW / 1.0 HP, 380 - 480 VAC, IP20 / Chassis, RFI Class A2 (C3), No brake chopper FC-202PK75T4E20H2XGXXXXSXXXXALBXXXXDX	134H9854	Buy on EAN

VLT® HVAC Drive FC 102 315 KW / 450 HP, 380 - 480 VAC, No brake chopper, IP00 / Chassis, RFI class A1 (C2), No A Option, No B Option, Coated PCB, No Mains Option FC-102P315T4E00H4XGXXXXXXXAXBXXXXD0	131F7995	Buy on EAN
VLT® HVAC Drive FC 102 37 KW / 50 HP, 380 - 480 VAC, No brake chopper, IP55 / Type 12, RFI Class A1/B (cable len)(C1), PROFIBUS DP MCA 101, No B Option, Not coated PCB, No Mains Option FC-102P37KT4E55H3XGXXXXXXXA0BXXXXDX	131H3602	Buy on EAN
VLT® AutomationDrive FC 300 1.5 KW / 2.0 HP, 380 - 500 VAC, IP20 / Chassis, RFI Class A2 (C3), No brake chopper Further options according to typecode	131B3106	Buy on EAN
VLT® HVAC Drive FC 102 7.5 KW / 10 HP, 380 - 480 VAC, Safe Stop, IP20 / Chassis, RFI Class A1/B (C1), PROFINET MCA 120, No B Option, Not coated PCB, No Mains Option FC-102P7K5T4E20H1TGXXXXXXXALBXXXXDX	134F4550	Buy on EAN
VLT® AutomationDrive FC 300 0.75 KW / 1.0 HP, 380 - 500 VAC, IP20 / Chassis, RFI Class A1/B (C1), Brake chopper Further options according to typecode	131B0479	Buy on EAN
VLT® HVAC Drive FC 102 7.5 KW / 10 HP, 380 - 480 VAC, No brake chopper, IP20 / Chassis, RFI Class A1/B (C1), No A Option, No B Option, Not coated PCB, No Mains Option FC-102P7K5T4E20H1XNXXXXXXXAXBXXXXDX	131B5595	Buy on EAN
VLT® HVAC Drive FC 102 132 KW / 200 HP, 380 - 480 VAC, Safe Stop, IP20 / Chassis, RFI Class A2 (C3), No A Option, MCB-101 General purp. I/O, Coated PCB, No Mains Option FC-102N132T4E20H2TGCXXXXXXXAXBKXXXXDX	134H8407	Buy on EAN
VLT® AutomationDrive FC 300 15 KW / 20 HP, 380 - 500 VAC, IP66 / NEMA 4X, RFI Class A1/B (C1), No brake chopper Further options according to typecode	131B7333	Buy on EAN
VLT® HVAC Drive FC 102 22 KW / 30 HP, 380 - 480 VAC, No brake chopper, IP55 / Type 12, RFI Class A1/B (C1), No A Option, No B Option, Not coated PCB, No Mains Option FC-102P22KT4E55H1XNXXXXXXXAXBXXXXDX	131B6768	Buy on EAN
VLT® AQUA Drive FC 200 11 KW / 15 HP, 525 - 690 VAC *, IP20 / Chassis, Marine, ruggedised RFI A2 (C3), Brake chopper + Safe stop FC-202P11KT7E20H5UGXXXXXXXAXBXXXXDX	134N6739	Buy on EAN
VLT® AutomationDrive FC 300 11 KW / 15 HP, 380 - 480 VAC, IP20 / Chassis, RFI Class A1/B (C1), No brake chopper Further options according to typecode	131F6593	Buy on EAN
VLT® HVAC Drive FC 102 110 KW / 150 HP, 380 - 480 VAC, Brake chopper, IP54 / Type 12, RFI class A1 (C2), PROFIBUS DP MCA 101, No B Option, Not coated PCB, Fuse FC-102P110T4E54H4BGX7XXSXXXXA0BXXXXD0	131U6860	Buy on EAN
VLT® AQUA Drive FC 200 11 KW / 15 HP, 200 - 240 VAC, IP20 / Chassis, RFI Class A1/B (C1), No brake chopper FC-202P11KT2E20H1XNXXXXXXXAXBXXXXDX	134G5503	Buy on EAN
VLT® HVAC Drive FC 102 30 KW / 40 HP, 380 - 480 VAC, No brake chopper, IP66 / NEMA 4X, RFI Class A2 (C3), No A Option, No B Option, Not coated PCB, No Mains Option FC-102P30KT4E66H2XGXXXXXXXAXBXXXXDX	131G0791	Buy on EAN

VLT® HVAC Drive FC 102 22 KW / 30 HP, 380 - 480 VAC, Safe Stop, IP55 / Type 12, RFI Class A1/B (C1), No A Option, No B Option, Not coated PCB, Mains Disconnect FC-102P22KT4E55H1TGX1XXSXXXXAXBXCXXXXDX	131G6027	Buy on EAN
VLT® AutomationDrive FC 300 0.75 KW / 1.0 HP, 380 - 480 VAC, IP20 / Chassis A1 Frame, RFI Class A2 (C3), No brake chopper Further options according to typecode	131B2707	Buy on EAN
VLT® AQUA Drive FC 200 4.0 KW / 5.5 HP, 380 - 480 VAC, IP20 / Chassis, RFI Class A2 (C3), Safe Stop FC-202P4K0T4E20H2TXXXXXSXXXXALBXCXXXXDX	134L8319	Buy on EAN
VLT® AQUA Drive FC 200 75 KW / 100 HP, 380 - 480 VAC, IP20 / Chassis, RFI Class A1/B (C1), No brake chopper FC-202P75KT4E20H1XGXXXXSXXXXAXBXCXXXXDX	131H8733	Buy on EAN
VLT® AutomationDrive FC 300 4.0 KW / 5.5 HP, 380 - 500 VAC, IP20 / Chassis, RFI Class A1/B (C1), Brake chopper Further options according to typecode	131F7188	Buy on EAN
VLT® AutomationDrive FC 300 1.5 KW / 2.0 HP, 380 - 480 VAC, IP20 / Chassis, RFI Class A1/B (C1), Brake chopper Further options according to typecode	131B1409	Buy on EAN
VLT® HVAC Drive FC 102 37 KW / 50 HP, 380 - 480 VAC, No brake chopper, IP20 / Chassis, RFI Class A1/B (cable len)(C1), No A Option, No B Option, Not coated PCB, No Mains Option FC-102P37KT4E20H3XGXXXXSXXXXAXBXCXXXXDX	131F9931	Buy on EAN
VLT® AutomationDrive FC 300 7.5 KW / 10 HP, 380 - 500 VAC, IP20 / Chassis, RFI Class A1/B (C1), Brake chopper Further options according to typecode	131B0477	Buy on EAN
VLT® HVAC Drive FC 102 45 KW / 60 HP, 380 - 480 VAC, No brake chopper, IP20 / Chassis, RFI Class A1/B (cable len)(C1), No A Option, No B Option, Not coated PCB, No Mains Option FC-102P45KT4E20H3XGXXXXSXXXXAXBXCXXXXDX	131F9936	Buy on EAN
VLT® AQUA Drive FC 200 5.5 KW / 7.5 HP, 380 - 480 VAC, IP66 / NEMA 4X, RFI Class A2 (C3), No brake chopper FC-202P5K5T4E66H2XGCXXXSXXXXAXBXCXXXXDX	131H2645	Buy on EAN
VLT® HVAC Drive FC 102 7.5 KW / 10 HP, 380 - 480 VAC, No brake chopper, IP55 / Type 12, RFI Class A1/B (C1), PROFIBUS DP MCA 101, No B Option, Not coated PCB, No Mains Option FC-102P7K5T4E55H1XGXXXXSXXXXA0BXCXXXXDX	131B9564	Buy on EAN
VLT® AutomationDrive FC 300 75 KW / 100 HP, 380 - 500 VAC, IP20 / Chassis, RFI Class A2 (C3), No brake chopper Further options according to typecode	131H2641	Buy on EAN
VLT® HVAC Drive FC 102 2.2 KW / 3.0 HP, 380 - 480 VAC, Safe Stop, IP20 / Chassis, RFI Class A1/B (C1), No A Option, No B Option, Not coated PCB, No Mains Option FC-102P2K2T4E20H1TXXXXXSXXXXAXBXCXXXXDX	131G3279	Buy on EAN
VLT® HVAC Drive FC 102 5.5 KW / 7.5 HP, 380 - 480 VAC, No brake chopper, IP55 / Type 12, RFI Class A1/B (C1), PROFIBUS DP MCA 101, No B Option, Not coated PCB, No Mains Option FC-102P5K5T4E55H1XGXXXXSXXXXA0BXCXXXXDX	131B9561	Buy on EAN

VLT® AutomationDrive FC 300 5.5 KW / 7.5 HP, 380 - 480 VAC, IP20 / Chassis, RFI Class A1/B (C1), No brake chopper Further options according to typecode	131B7552	Buy on EAN
VLT® HVAC Drive FC 102 75 KW / 100 HP, 380 - 480 VAC, No brake chopper, IP20 / Chassis, RFI Class A2 (C3), No A Option, No B Option, Coated PCB, No Mains Option FC-102P75KT4E20H2XGCXXXSXXXAXBXXXXX	131H3267	Buy on EAN
VLT® AutomationDrive FC 300 0.37 KW / 0.50 HP, 380 - 500 VAC, IP20 / Chassis, RFI Class A2 (C3), No brake chopper Further options according to typecode	131B7824	Buy on EAN
VLT® HVAC Drive FC 102 110 KW / 150 HP, 380 - 480 VAC, Brake chopper, IP54 / Type 12, RFI Class A2 (C3), No A Option, No B Option, Coated PCB, No Mains Option FC-102N110T4E54H2BGCXXXSXXXAXBXXXXX	134H0168	Buy on EAN
VLT® AutomationDrive FC 300 75 KW / 100 HP, 380 - 500 VAC, IP20 / Chassis, RFI Class A2 (C3), No brake chopper Further options according to typecode	131H2243	Buy on EAN
VLT® AQUA Drive FC 200 2.2 KW / 3.0 HP, 380 - 480 VAC, IP55 / Type 12, RFI Class A1/B (C1), No brake chopper FC-202P2K2T4E55H1XGXXXSXXXAXBXXXXX	131B8909	Buy on EAN
VLT® AQUA Drive FC 200 2.2 KW / 3.0 HP, 380 - 480 VAC, IP20 / Chassis, RFI Class A2 (C3), No brake chopper FC-202P2K2T4E20H2XXXXXSXXXAXBXXXXX	131B8902	Buy on EAN
VLT® AQUA Drive FC 200 1.1 KW / 1.5 HP, 380 - 480 VAC, IP55 / Type 12, RFI Class A1/B (C1), No brake chopper FC-202P1K1T4E55H1XGXXXSXXXAXBXXXXX	131B8900	Buy on EAN
VLT® AQUA Drive FC 200 2.2 KW / 3.0 HP, 380 - 480 VAC, IP20 / Chassis, RFI Class A1/B (C1), No brake chopper FC-202P2K2T4E20H1XGXXXSXXXAXBXXXXX	131B8906	Buy on EAN
VLT® AutomationDrive FC 300 1.5 KW / 2.0 HP, 380 - 500 VAC, IP20 / Chassis, RFI Class A1/B (C1), Brake chopper Further options according to typecode	131F7180	Buy on EAN
VLT® AQUA Drive FC 200 30 KW / 40 HP, 380 - 480 VAC, IP55 / Type 12, RFI Class A2 (C3), No brake chopper FC-202P30KT4E55H2XGDXXSXXXAXBXXXXX	131G2876	Buy on EAN
VLT® AQUA Drive FC 200 400 KW / 550 HP, 380 - 480 VAC, IP54 / Type 12, RFI class A1 (C2), No brake chopper FC-202P400T4E54H4XGC3XSXXXAQB4CXXXXX	134N5822	Buy on EAN
VLT® AQUA Drive FC 200 18.5 KW / 25 HP, 380 - 480 VAC, IP20 / Chassis, RFI Class A1/B (C1), No brake chopper FC-202P18KT4E20H1XGCXXXSXXXAXBXXXXX	131F6647	Buy on EAN
VLT® AutomationDrive FC 300 55 KW / 75 HP, 380 - 500 VAC, IP21 / Type 1, RFI Class A2 (C3), No brake chopper Further options according to typecode	131B8760	Buy on EAN
VLT® AQUA Drive FC 200 15 KW / 20 HP, 380 - 480 VAC, IP20 / Chassis, RFI Class A1/B (C1), No brake chopper FC-202P15KT4E20H1XGXXXSXXXAXBXXXXX	131F6644	Buy on EAN
VLT® AQUA Drive FC 200 15 KW / 20 HP, 380 - 480 VAC, IP20 / Chassis, RFI Class A1/B (C1), No brake chopper FC-202P15KT4E20H1XGCXXXSXXXAXBXXXXX	131F6643	Buy on EAN

VLT® AutomationDrive FC 300 0.37 KW / 0.50 HP, 380 - 480 VAC, IP20 / Chassis, RFI Class A1/B (C1), No brake chopper Further options according to typecode	131B1418	Buy on EAN
VLT® AutomationDrive FC 300 3.0 KW / 4.0 HP, 380 - 500 VAC, IP20 / Chassis, RFI Class A1/B (C1), Brake chopper Further options according to typecode	131F7184	Buy on EAN
VLT® AutomationDrive FC 300 4.0 KW / 5.5 HP, 380 - 500 VAC, IP55 / Type 12, RFI Class A1/B (C1), Brake chopper Further options according to typecode	131B1412	Buy on EAN
VLT® AQUA Drive FC 200 18.5 KW / 25 HP, 380 - 480 VAC, IP20 / Chassis, RFI Class A1/B (C1), No brake chopper FC-202P18KT4E20H1XGXXXXSXXXXAXBXXXXDX	131F6648	Buy on EAN
VLT® AutomationDrive FC 300 45 KW / 60 HP, 380 - 500 VAC, IP55 / Type 12, RFI Class A1/B (C1), Brake chopper Further options according to typecode	131B6802	Buy on EAN
VLT® AutomationDrive FC 300 0.75 KW / 1.0 HP, 380 - 500 VAC, IP20 / Chassis, RFI Class A2 (C3), No brake chopper Further options according to typecode	131B4920	Buy on EAN
VLT® AQUA Drive FC 200 1.1 KW / 1.5 HP, 200 - 240 VAC, IP20 / Chassis, RFI Class A2 (C3), No brake chopper FC-202P1K1T2E20H2XGXXXXSXXXXAXBXXXXDX	131B9160	Buy on EAN
VLT® AQUA Drive FC 200 1.1 KW / 1.5 HP, 200 - 240 VAC, IP66 / NEMA 4X, RFI Class A2 (C3), No brake chopper FC-202P1K1T2E66H2XGXXXXSXXXXAXBXXXXDX	131B9166	Buy on EAN
VLT® AQUA Drive FC 200 3.0 KW / 4.0 HP, 200 - 240 VAC, IP21 / Type 1, RFI Class A2 (C3), No brake chopper FC-202P3K0S2E21H2XGXXXXSXXXXAXBXXXXDX	131L1061	Buy on EAN
VLT® HVAC Drive FC 102 11 KW / 15 HP, 525 - 690 VAC *, No brake chopper, IP21 / Type 1, RFI Class A2 (C3), No A Option, No B Option, Coated PCB, No Mains Option FC-102P11KT7E21H2XGXXXXSXXXXAXBXXXXDX	131Z0945	Buy on EAN
VLT® HVAC Drive FC 102 15 KW / 20 HP, 380 - 480 VAC, Safe Stop, IP20 / Chassis, RFI Class A2 (C3), PROFIBUS DP MCA 101, No B Option, Not coated PCB, No Mains Option FC-102P15KT4E20H2TGXXXXSXXXXA0BXXXXDX	131N2676	Buy on EAN
VLT® HVAC Drive FC 102 3.0 KW / 4.0 HP, 380 - 480 VAC, Safe Stop, IP20 / Chassis, RFI Class A2 (C3), PROFIBUS DP MCA 101, No B Option, Not coated PCB, No Mains Option FC-102P3K0T4E20H2TGXXXXSXXXXA0BXXXXDX	131N2674	Buy on EAN
VLT® AutomationDrive FC 300 315 KW / 450 HP, 380 - 500 VAC, IP54 / Type 12, RFI Class A2 (C3), No brake chopper Further options according to typecode	131G3678	Buy on EAN
VLT® HVAC Drive FC 102 22 KW / 30 HP, 380 - 480 VAC, Brake chopper, IP20 / Chassis, RFI Class A2 (C3), No A Option, No B Option, Not coated PCB, No Mains Option FC-102P22KT4E20H2BGXXXXSXXXXAXBXXXXDX	131H7159	Buy on EAN
VLT® HVAC Drive FC 102 37 KW / 50 HP, 380 - 480 VAC, No brake chopper, IP20 / Chassis, RFI Class A1/B (cable len)(C1), PROFIBUS DP MCA 101, No B Option, Not coated PCB, No Mains Option FC-102P37KT4E20H3XGXXXXSXXXXA0BXXXXDX	131H4607	Buy on EAN

VLT® AQUA Drive FC 200 15 KW / 20 HP, 380 - 480 VAC, IP55 / Type 12, RFI Class A1/B (C1), No brake chopper FC-202P15KT4E55H1XGX1XXSXXXXALBXCXXXXDX	134L0838	Buy on EAN
VLT® HVAC Drive FC 102 11 KW / 15 HP, 380 - 480 VAC, No brake chopper, IP21 / Type 1, RFI Class A2 (C3), No A Option, No B Option, Not coated PCB, No Mains Option FC-102P11KT4E21H2XGXXXXSXXXXAXBXCXXXXDX	131B1271	Buy on EAN
VLT® AQUA Drive FC 200 55 KW / 75 HP, 380 - 480 VAC, IP66 / NEMA 4X, RFI Class A2 (C3), No brake chopper FC-202P55KT4E66H2XNXXXXSXXXXAXBXCXXXXDX	131X6741	Buy on EAN
VLT® AutomationDrive FC 300 22 KW / 30 HP, 380 - 500 VAC, IP66 / NEMA 4X, RFI Class A1/B (C1), No brake chopper Further options according to typecode	131B7343	Buy on EAN
VLT® HVAC Drive FC 102 37 KW / 50 HP, 200 - 240 VAC, No brake chopper, IP20 / Chassis, RFI Class A1/B (C1), No A Option, No B Option, Not coated PCB, No Mains Option FC-102P37KT2E20H1XGXXXXSXXXXAXBXCXXXXDX	131H3795	Buy on EAN
VLT® HVAC Drive FC 102 11 KW / 15 HP, 380 - 480 VAC, No brake chopper, IP20 / Chassis, RFI Class A1/B (C1), PROFIBUS DP MCA 101, No B Option, Not coated PCB, No Mains Option FC-102P11KT4E20H1XXXXXSXXXXA0BXCXXXXDX	131H2735	Buy on EAN
VLT® AutomationDrive FC 300 22 KW / 30 HP, 380 - 500 VAC, IP55 / Type 12, RFI Class A1/B (C1), Brake chopper Further options according to typecode	131B1523	Buy on EAN
VLT® HVAC Drive FC 102 400 KW / 550 HP, 380 - 480 VAC, No brake chopper, IP54 / Type 12, RFI Class A2 (C3), No A Option, No B Option, Coated PCB, No Mains Option FC-102P400T4E54H2XGCXXXSXXXXAXBXCXXXXDX	131B6973	Buy on EAN
VLT® HVAC Drive FC 102 11 KW / 15 HP, 380 - 480 VAC, Safe Stop, IP55 / Type 12, RFI Class A1/B (C1), PROFIBUS DP MCA 101, No B Option, Not coated PCB, No Mains Option FC-102P11KT4E55H1TGXXXXSXXXXA0BXCXXXXDX	131L2231	Buy on EAN
VLT® AutomationDrive FC 300 22 KW / 30 HP, 380 - 500 VAC, IP21 / Type 1, RFI Class A2 (C3), Brake chopper Further options according to typecode	131B1527	Buy on EAN
VLT® HVAC Drive FC 102 200 KW / 300 HP, 380 - 480 VAC, No brake chopper, IP20 / Chassis, RFI Class A2 (C3), No A Option, No B Option, Coated PCB, No Mains Option FC-102N200T4E20H2XGCXXXSXXXXAXBXCXXXXDX	134F0389	Buy on EAN
VLT® HVAC Drive FC 102 90 KW / 125 HP, 380 - 480 VAC, No brake chopper, IP55 / Type 12, RFI Class A1/B (C1), No A Option, No B Option, Not coated PCB, No Mains Option FC-102P90KT4E55H1XGXXXXSXXXXAXBXCXXXXDX	131B6204	Buy on EAN
VLT® HVAC Drive FC 102 160 KW / 250 HP, 380 - 480 VAC, No brake chopper, IP20 / Chassis, RFI Class A2 (C3), No A Option, No B Option, Coated PCB, No Mains Option FC-102N160T4E20H2XGCXXXSXXXXAXBXCXXXXDX	134F0386	Buy on EAN
VLT® HVAC Drive FC 102 132 KW / 200 HP, 380 - 480 VAC, No brake chopper, IP54 / Type 12, RFI class A1 (C2), No A Option, No B Option, Coated PCB, No Mains Option FC-102N132T4E54H4XGCXXXSXXXXAXBXCXXXXDX	134F0385	Buy on EAN

VLT® HVAC Drive FC 102 132 KW / 200 HP, 380 - 480 VAC, No brake chopper, IP20 / Chassis, RFI class A1 (C2), No A Option, No B Option, Coated PCB, No Mains Option FC-102N132T4E20H4XGCXXXSXXXAXBXXXXX	134F0384	Buy on EAN
VLT® HVAC Drive FC 102 132 KW / 200 HP, 380 - 480 VAC, No brake chopper, IP20 / Chassis, RFI Class A2 (C3), No A Option, No B Option, Coated PCB, No Mains Option FC-102N132T4E20H2XGCXXXSXXXAXBXXXXX	134F0383	Buy on EAN
VLT® HVAC Drive FC 102 110 KW / 150 HP, 380 - 480 VAC, No brake chopper, IP54 / Type 12, RFI Class A2 (C3), No A Option, MCB-101 General purp. I/O, Coated PCB, No Mains Option FC-102N110T4E54H2XGCXXXSXXXAXBXXXXX	134F0381	Buy on EAN
VLT® HVAC Drive FC 102 110 KW / 150 HP, 380 - 480 VAC, No brake chopper, IP54 / Type 12, RFI Class A2 (C3), No A Option, No B Option, Coated PCB, No Mains Option FC-102N110T4E54H2XGCXXXSXXXAXBXXXXX	134F0380	Buy on EAN
VLT® AutomationDrive FC 300 4.0 KW / 5.5 HP, 380 - 500 VAC, IP20 / Chassis, RFI Class A2 (C3), Brake chopper Further options according to typecode	131B0090	Buy on EAN
VLT® AutomationDrive FC 300 0.37 KW / 0.50 HP, 200 - 240 VAC, IP20 / Chassis, RFI Class A1/B (C1), No brake chopper Further options according to typecode	131X7902	Buy on EAN
VLT® AutomationDrive FC 300 0.75 KW / 1.0 HP, 380 - 480 VAC, IP20 / Chassis, RFI Class A2 (C3), No brake chopper Further options according to typecode	131B5571	Buy on EAN
VLT® AutomationDrive FC 300 0.37 KW / 0.50 HP, 200 - 240 VAC, IP20 / Chassis, RFI Class A2 (C3), No brake chopper Further options according to typecode	131B0298	Buy on EAN
VLT® AutomationDrive FC 300 200 KW / 300 HP, 380 - 500 VAC, IP54 / Type 12, RFI Class A2 (C3), Brake chopper Further options according to typecode	131H7123	Buy on EAN
VLT® HVAC Drive FC 102 1.5 KW / 2.0 HP, 380 - 480 VAC, No brake chopper, IP55 / Type 12, RFI Class A1/B (C1), LonWorks MCA 108, No B Option, Coated PCB, No Mains Option FC-102P1K5T4E55H1XNCXXXSXXXAGBXXXXX	134L1342	Buy on EAN
VLT® HVAC Drive FC 102 11 KW / 15 HP, 380 - 480 VAC, Safe Stop, IP20 / Chassis, RFI Class A1/B (C1), PROFIBUS DP MCA 101, No B Option, Not coated PCB, No Mains Option FC-102P11KT4E20H1TGXXXSXXXXA0BXXXXD0	131G9300	Buy on EAN
VLT® AutomationDrive FC 300 11 KW / 15 HP, 380 - 500 VAC, IP20 / Chassis, RFI Class A1/B (C1), No brake chopper Further options according to typecode	131G2302	Buy on EAN
VLT® AutomationDrive FC 300 110 KW / 150 HP, 380 - 500 VAC, IP21 / Type 1, RFI Class A2 (C3), No brake chopper Further options according to typecode	131H6898	Buy on EAN
VLT® HVAC Drive FC 102 30 KW / 40 HP, 380 - 480 VAC, No brake chopper, IP20 / Chassis, RFI Class A1/B (cable len)(C1), PROFIBUS DP MCA 101, No B Option, Not coated PCB, No Mains Option FC-102P30KT4E20H3XGXXXSXXXXA0BXXXXX	131H6878	Buy on EAN
VLT® AQUA Drive FC 200 22 KW / 30 HP, 380 - 480 VAC, IP55 / Type 12, RFI Class A2 (C3), No brake chopper FC-202P22KT4E55H2XGCXXXSXXXAXBXXXXX	131F3988	Buy on EAN

VLT® AQUA Drive FC 200 18.5 KW / 25 HP, 380 - 480 VAC, IP55 / Type 12, RFI Class A2 (C3), No brake chopper FC-202P18KT4E55H2XGCXXXSXXXAXBXCXXXDX	131F3987	Buy on EAN
VLT® AutomationDrive FC 300 15 KW / 20 HP, 380 - 500 VAC, IP55 / Type 12, RFI Class A2 (C3), No brake chopper Further options according to typecode	131B1788	Buy on EAN
VLT® AQUA Drive FC 200 15 KW / 20 HP, 380 - 480 VAC, IP55 / Type 12, RFI Class A2 (C3), No brake chopper FC-202P15KT4E55H2XGCXXXSXXXAXBXCXXXDX	131F3980	Buy on EAN
VLT® AutomationDrive FC 300 0.55 KW / 0.75 HP, 200 - 240 VAC, IP20 / Chassis, RFI Class A1/B (C1), No brake chopper Further options according to typecode	131B1079	Buy on EAN
VLT® AQUA Drive FC 200 15 KW / 20 HP, 380 - 480 VAC, IP55 / Type 12, RFI Class A1/B (C1), Safe Stop FC-202P15KT4E55H1TGXXXSXXXA0BXCXXXDO	131G8293	Buy on EAN
VLT® AQUA Drive FC 200 250 KW / 350 HP, 380 - 480 VAC, IP21 / Type 1, RFI Class A2 (C3), No brake chopper FC-202P250T4E21H2XGCXXXSXXXAXBXCXXXDX	131F4241	Buy on EAN
VLT® AutomationDrive FC 300 0.55 KW / 0.75 HP, 380 - 480 VAC, IP20 / Chassis A1 Frame, RFI Class A1/B (cable len)(C1), Safe Stop Further options according to typecode	131B5081	Buy on EAN
VLT® AutomationDrive FC 300 0.75 KW / 1.0 HP, 380 - 480 VAC, IP20 / Chassis A1 Frame, RFI Class A1/B (cable len) (C1), Safe Stop Further options according to typecode	131B5082	Buy on EAN
VLT® HVAC Drive FC 102 250 KW / 350 HP, 380 - 480 VAC, No brake chopper, IP54 / Type 12, RFI class A1 (C2), No A Option, No B Option, Not coated PCB, Fuse FC-102P250T4E54H4XGX7XSXXXAXBXCXXXDX	131F9112	Buy on EAN
VLT® HVAC Drive FC 102 315 KW / 450 HP, 380 - 480 VAC, No brake chopper, IP54 / Type 12, RFI class A1 (C2), No A Option, No B Option, Coated PCB, Fuse FC-102P315T4E54H4XGC7XSXXXAXBXCXXXDX	131F9113	Buy on EAN
VLT® HVAC Drive FC 102 160 KW / 250 HP, 380 - 480 VAC, No brake chopper, IP54 / Type 12, RFI class A1 (C2), No A Option, No B Option, Not coated PCB, Fuse FC-102P160T4E54H4XGX7XSXXXAXBXCXXXDX	131F9110	Buy on EAN
VLT® HVAC Drive FC 102 200 KW / 300 HP, 380 - 480 VAC, No brake chopper, IP20 / Chassis, RFI Class A2 (C3), No A Option, No B Option, Coated PCB, Fuse FC-102N200T4E20H2XGC7XSXXXAXBXCXXXDX	134F8458	Buy on EAN
VLT® AutomationDrive FC 300 15 KW / 20 HP, 380 - 480 VAC, IP66 / NEMA 4X, RFI Class A1/B (C1), No brake chopper Further options according to typecode	131B5314	Buy on EAN
VLT® AutomationDrive FC 300 18.5 KW / 25 HP, 380 - 480 VAC, IP66 / NEMA 4X, RFI Class A1/B (C1), No brake chopper Further options according to typecode	131B5315	Buy on EAN
VLT® AutomationDrive FC 300 22 KW / 30 HP, 380 - 480 VAC, IP66 / NEMA 4X, RFI Class A1/B (C1), No brake chopper Further options according to typecode	131B5316	Buy on EAN
VLT® AutomationDrive FC 300 30 KW / 40 HP, 380 - 480 VAC, IP66 / NEMA 4X, RFI Class A1/B (C1), No brake chopper Further options according to typecode	131B5317	Buy on EAN

VLT® AutomationDrive FC 300 4.0 KW / 5.5 HP, 380 - 480 VAC, IP66 / NEMA 4X, RFI Class A1/B (C1), No brake chopper Further options according to typecode	131B5312	Buy on EAN
VLT® AutomationDrive FC 300 2.2 KW / 3.0 HP, 200 - 240 VAC, IP20 / Chassis, RFI Class A2 (C3), No brake chopper Further options according to typecode	131B0233	Buy on EAN
VLT® AutomationDrive FC 300 5.5 KW / 7.5 HP, 380 - 500 VAC, IP20 / Chassis, RFI Class A1/B (C1), Brake chopper Further options according to typecode	131B1324	Buy on EAN
VLT® AQUA Drive FC 200 30 KW / 40 HP, 380 - 480 VAC, IP20 / Chassis, RFI Class A2 (C3), No brake chopper FC-202P30KT4E20H2XGXXXXSXXXXAXBXCX5XXDX	131L1658	Buy on EAN
VLT® HVAC Drive FC 102 160 KW / 250 HP, 380 - 480 VAC, No brake chopper, IP54 / Type 12, RFI class A1 (C2), PROFIBUS DP MCA 101, No B Option, Not coated PCB, No Mains Option FC-102P160T4E54H4XGXXXXSXXXXA0BXCXXXXDX	131H6048	Buy on EAN
VLT® HVAC Drive FC 102 75 KW / 100 HP, 380 - 480 VAC, No brake chopper, IP55 / Type 12, RFI Class A1/B (cable len)(C1), PROFIBUS DP MCA 101, No B Option, Not coated PCB, No Mains Option FC-102P75KT4E55H3XGXXXXSXXXXA0BXCXXXXDX	131H0097	Buy on EAN
VLT® AutomationDrive FC 300 15 KW / 20 HP, 380 - 480 VAC, IP20 / Chassis, RFI Class A2 (C3), No brake chopper Further options according to typecode	131H0090	Buy on EAN
VLT® AutomationDrive FC 300 22 KW / 30 HP, 380 - 500 VAC, IP21 / Type 1, RFI Class A1/B (C1), Brake chopper Further options according to typecode	131B1522	Buy on EAN
VLT® HVAC Drive FC 102 450 KW / 600 HP, 380 - 480 VAC, Safe Stop, IP54 / Type 12, RFI class A1 (C2), No A Option, No B Option, Coated PCB, Fuse FC-102P450T4E54H4TGC7XXSXXXXAXBXCXXXXDX	131H8360	Buy on EAN
VLT® AQUA Drive FC 200 5.5 KW / 7.5 HP, 525 - 690 VAC *, IP20 / Chassis, RFI class A1 (C2), Brake chopper + Safe stop FC-202P5K5T7E20H4UGCXXXXSXXXXA0BXCXXXXDX	134U4191	Buy on EAN
VLT® AQUA Drive FC 200 11 KW / 15 HP, 525 - 690 VAC *, IP20 / Chassis, RFI class A1 (C2), Brake chopper + Safe stop FC-202P11KT7E20H4UGCXXXXSXXXXA0BXCXXXXDX	134U4193	Buy on EAN
VLT® AQUA Drive FC 200 7.5 KW / 10 HP, 380 - 480 VAC, IP55 / Type 12, RFI Class A1/B (C1), Safe Stop FC-202P7K5T4E55H1TGXXXXSXXXXA0BXCXXXXDX	131G8126	Buy on EAN
VLT® AQUA Drive FC 200 11 KW / 15 HP, 380 - 480 VAC, IP20 / Chassis, RFI Class A2 (C3), Safe Stop FC-202P11KT4E20H2TGXXXXSXXXXAXBXCXXXXDX	131N0635	Buy on EAN
VLT® HVAC Drive FC 102 18.5 KW / 25 HP, 380 - 480 VAC, No brake chopper, IP20 / Chassis, RFI Class A1/B (C1), PROFIBUS DP MCA 101, No B Option, Not coated PCB, No Mains Option FC-102P18KT4E20H1XXXXXSXXXXA0BXCXXXXDX	131H2815	Buy on EAN

VLT® HVAC Drive FC 102 200 KW / 300 HP, 380 - 480 VAC, No brake chopper, IP54 / Type 12, RFI Class A2 (C3), PROFIBUS DP MCA 101, No B Option, Coated PCB, Mains Disconnect + Fuse FC-102N200T4E54H2XGC3XXSXXXXA0BXCXXXXDX	134N2910	Buy on EAN
VLT® HVAC Drive FC 102 45 KW / 60 HP, 200 - 240 VAC, No brake chopper, IP20 / Chassis, RFI Class A1/B (C1), LonWorks MCA 108, No B Option, Coated PCB, No Mains Option FC-102P45KT2E20H1XGCXXXSXXXXAGBXCXXXXDX	131Z0054	Buy on EAN
VLT® HVAC Drive FC 102 55 KW / 75 HP, 380 - 480 VAC, No brake chopper, IP20 / Chassis, RFI Class A1/B (C1), No A Option, No B Option, Not coated PCB, No Mains Option FC-102P55KT4E20H1XGXXXXSXXXXAXBXCXXXXDX	131F0341	Buy on EAN
VLT® HVAC Drive FC 102 75 KW / 100 HP, 380 - 480 VAC, No brake chopper, IP20 / Chassis, RFI Class A1/B (C1), No A Option, No B Option, Not coated PCB, No Mains Option FC-102P75KT4E20H1XGXXXXSXXXXAXBXCXXXXDX	131F0342	Buy on EAN
VLT® HVAC Drive FC 102 90 KW / 125 HP, 380 - 480 VAC, No brake chopper, IP20 / Chassis, RFI Class A1/B (C1), No A Option, No B Option, Not coated PCB, No Mains Option FC-102P90KT4E20H1XGXXXXSXXXXAXBXCXXXXDX	131F0343	Buy on EAN
VLT® HVAC Drive FC 102 18.5 KW / 25 HP, 200 - 240 VAC, No brake chopper, IP20 / Chassis, RFI Class A1/B (C1), LonWorks MCA 108, No B Option, Coated PCB, No Mains Option FC-102P18KT2E20H1XGCXXXSXXXXAGBXCXXXXDX	131Z0053	Buy on EAN
VLT® AQUA Drive FC 200 160 KW / 250 HP, 380 - 480 VAC, IP54 / Type 12, RFI class A1 (C2), No brake chopper FC-202P160T4E54H4XGCXXXSXXXXAXBXCXXXXDX	131F3853	Buy on EAN
VLT® AutomationDrive FC 300 5.5 KW / 7.5 HP, 380 - 500 VAC, IP20 / Chassis, RFI Class A1/B (C1), Brake chopper Further options according to typecode	131B0121	Buy on EAN
VLT® AutomationDrive FC 300 3.7 KW / 5.0 HP, 200 - 240 VAC, IP20 / Chassis, RFI Class A1/B (C1), Brake chopper Further options according to typecode	131B0697	Buy on EAN
VLT® AutomationDrive FC 300 90 KW / 125 HP, 380 - 500 VAC, IP54 / Type 12, RFI class A1 (C2), No brake chopper Further options according to typecode	131F1965	Buy on EAN
VLT® AQUA Drive FC 200 18.5 KW / 25 HP, 380 - 480 VAC, IP20 / Chassis, RFI Class A2 (C3), Safe Stop FC-202P18KT4E20H2TGXXXXSXXXXA0BXCXXXXDX	131U1008	Buy on EAN
VLT® AQUA Drive FC 200 18.5 KW / 25 HP, 380 - 480 VAC, IP20 / Chassis, RFI Class A2 (C3), Safe Stop FC-202P18KT4E20H2TGXXXXSXXXXA0BYCXXXXDX	131U1007	Buy on EAN
VLT® AutomationDrive FC 300 3.0 KW / 4.0 HP, 380 - 500 VAC, IP66 / NEMA 4X, RFI Class A1/B (C1), No brake chopper Further options according to typecode	131B7310	Buy on EAN
VLT® AQUA Drive FC 200 45 KW / 60 HP, 380 - 480 VAC, IP55 / Type 12, RFI Class A1/B (cable len)(C1), No brake chopper FC-202P45KT4E55H3XGXXXXSXXXXAXBXCXXXXDX	131F0823	Buy on EAN
VLT® AutomationDrive FC 300 110 KW / 150 HP, 380 - 500 VAC, IP21 / Type 1, RFI Class A2 (C3), No brake chopper Further options according to typecode	131F1969	Buy on EAN

VLT® AutomationDrive FC 300 1.5 KW / 2.0 HP, 380 - 480 VAC, IP20 / Chassis, RFI Class A2 (C3), No brake chopper Further options according to typecode	131B4330	Buy on EAN
VLT® HVAC Drive FC 102 160 KW / 250 HP, 380 - 480 VAC, No brake chopper, IP21 / Type 1, RFI Class A2 (C3), No A Option, No B Option, Coated PCB, Fuse FC-102P160T4E21H2XGC7XXSXXXXAXBXXXXX	131Z8491	Buy on EAN
VLT® HVAC Drive FC 102 30 KW / 40 HP, 200 - 240 VAC, No brake chopper, IP20 / Chassis, RFI Class A1/B (C1), No A Option, No B Option, Not coated PCB, Loadsharing FC-102P30KT2E20H1XGXDXXSXXXXAXBXXXXX	134H3039	Buy on EAN
VLT® AQUA Drive FC 200 45 KW / 60 HP, 380 - 480 VAC, IP20 / Chassis, RFI Class A2 (C3), No brake chopper FC-202P45KT4E20H2XGXXXXSXXXXA4BXXXXX	131G1643	Buy on EAN
VLT® AutomationDrive FC 300 22 KW / 30 HP, 380 - 480 VAC, IP21 / Type 1, RFI Class A2 (C3), Brake chopper Further options according to typecode	131B3716	Buy on EAN
VLT® AutomationDrive FC 300 15 KW / 20 HP, 380 - 500 VAC, IP20 / Chassis, RFI Class A2 (C3), Brake chopper Further options according to typecode	131G5520	Buy on EAN
VLT® AQUA Drive FC 200 18.5 KW / 25 HP, 380 - 480 VAC, IP55 / Type 12, RFI Class A1/B (cable len)(C1), No brake chopper FC-202P18KT4E55H3XGXXXXSXXXXA0BXXXXX	131F9279	Buy on EAN
VLT® AQUA Drive FC 200 15 KW / 20 HP, 380 - 480 VAC, IP55 / Type 12, RFI Class A1/B (cable len)(C1), No brake chopper FC-202P15KT4E55H3XGXXXXSXXXXA0BXXXXX	131F9278	Buy on EAN
VLT® HVAC Drive FC 102 250 KW / 350 HP, 380 - 480 VAC, No brake chopper, IP00 / Chassis, RFI class A1 (C2), No A Option, No B Option, Not coated PCB, Mains Disconnect + Fuse FC-102P250T4E00H4XGX3XXSXXXXAXBXXXXX	131F7982	Buy on EAN
VLT® AutomationDrive FC 300 110 KW / 150 HP, 380 - 500 VAC, IP00 / Chassis, RFI class A1 (C2), Brake chopper Further options according to typecode	131H0432	Buy on EAN
VLT® AQUA Drive FC 200 2.2 KW / 3.0 HP, 380 - 480 VAC, IP20 / Chassis, RFI Class A1/B (C1), No brake chopper FC-202P2K2T4E20H1XGCXXSXXXXAXBXXXXX	131F3954	Buy on EAN
VLT® AutomationDrive FC 300 3.0 KW / 4.0 HP, 380 - 480 VAC, IP20 / Chassis, RFI Class A2 (C3), No brake chopper Further options according to typecode	131B0721	Buy on EAN
VLT® AQUA Drive FC 200 1.5 KW / 2.0 HP, 200 - 240 VAC, IP20 / Chassis, RFI Class A2 (C3), No brake chopper FC-202P1K5T2E20H2XGCXXSXXXXAXBXXXXX	131F0657	Buy on EAN
VLT® AutomationDrive FC 300 0.55 KW / 0.75 HP, 380 - 480 VAC, IP20 / Chassis, RFI Class A2 (C3), No brake chopper Further options according to typecode	131B0902	Buy on EAN
VLT® AutomationDrive FC 300 0.55 KW / 0.75 HP, 380 - 480 VAC, IP20 / Chassis, RFI Class A2 (C3), No brake chopper Further options according to typecode	131B0901	Buy on EAN

VLT® AQUA Drive FC 200 1.5 KW / 2.0 HP, 380 - 480 VAC, IP55 / Type 12, RFI Class A1/B (C1), No brake chopper FC-202P1K5T4E55H1XGXXXXSXXXXA0BXCXXXXDX	131F6908	Buy on EAN
VLT® AQUA Drive FC 200 18.5 KW / 25 HP, 200 - 240 VAC, IP20 / Chassis, RFI Class A1/B (C1), No brake chopper FC-202P18KT2E20H1XGXXXXSXXXXAXBXCXXXXDX	131H6820	Buy on EAN
VLT® HVAC Drive FC 102 37 KW / 50 HP, 380 - 480 VAC, No brake chopper, IP55 / Type 12, RFI Class A1/B (C1), No A Option, No B Option, Not coated PCB, No Mains Option FC-102P37KT4E55H1XGXXXXSXXXXAXBXCXXXXDX	131B7008	Buy on EAN
VLT® AQUA Drive FC 200 18.5 KW / 25 HP, 380 - 480 VAC, IP20 / Chassis, RFI Class A2 (C3), No brake chopper FC-202P18KT4E20H2XGXXXXSXXXXAXBXCXXXXDX	131H7801	Buy on EAN
VLT® AQUA Drive FC 200 1.5 KW / 2.0 HP, 200 - 240 VAC, IP20 / Chassis, RFI Class A1/B (cable len)(C1), No brake chopper FC-202P1K5T2E20H3XGXXXXSXXXXAXBXCXXXXDX	131F0655	Buy on EAN
VLT® HVAC Drive FC 102 90 KW / 125 HP, 380 - 480 VAC, No brake chopper, IP55 / Type 12, RFI Class A1/B (C1), No A Option, No B Option, Coated PCB, No Mains Option FC-102P90KT4E55H1XGXXXXSXXXXAXBXCXXXXDX	131F8188	Buy on EAN
VLT® AutomationDrive FC 300 11 KW / 15 HP, 380 - 480 VAC, IP20 / Chassis, RFI Class A1/B (C1), No brake chopper Further options according to typecode	131H0074	Buy on EAN
VLT® AQUA Drive FC 200 7.5 KW / 10 HP, 380 - 480 VAC, IP20 / Chassis, RFI Class A2 (C3), No brake chopper FC-202P7K5T4E20H2XGXXXXSXXXXA4BXCXXXXDX	131G1394	Buy on EAN
VLT® AQUA Drive FC 200 7.5 KW / 10 HP, 380 - 480 VAC, IP20 / Chassis, RFI Class A2 (C3), No brake chopper FC-202P7K5T4E20H2XGXXXXSXXXXA0BYCXXXXDX	131G1391	Buy on EAN
VLT® HVAC Drive FC 102 45 KW / 60 HP, 380 - 480 VAC, No brake chopper, IP55 / Type 12, RFI Class A1/B (C1), No A Option, MCB-101 General purp. I/O, Not coated PCB, No Mains Option FC-102P45KT4E55H1XGXXXXSXXXXAXBKCXXXXDX	131F7340	Buy on EAN
VLT® AQUA Drive FC 200 18.5 KW / 25 HP, 380 - 480 VAC, IP20 / Chassis, RFI Class A2 (C3), No brake chopper FC-202P18KT4E20H2XNXXXXSXXXXA4BXCXXXXDX	131G1461	Buy on EAN
VLT® HVAC Drive FC 102 4.0 KW / 5.5 HP, 380 - 480 VAC, No brake chopper, IP20 / Chassis, RFI Class A1/B (C1), No A Option, No B Option, Not coated PCB, No Mains Option FC-102P4K0T4E20H1XGXXXXSXXXXAXBXCXXXXDX	131B3489	Buy on EAN
VLT® HVAC Drive FC 102 132 KW / 200 HP, 380 - 480 VAC, Safe Stop, IP54 / Type 12, RFI class A1 (C2), No A Option, No B Option, Coated PCB, No Mains Option FC-102P132T4E54H4TGCXXXXSXXXXAXBXCXXXXDX	131G1399	Buy on EAN
VLT® AQUA Drive FC 200 30 KW / 40 HP, 380 - 480 VAC, IP55 / Type 12, RFI Class A1/B (C1), No brake chopper FC-202P30KT4E55H1XGXXXXSXXXXAXBXCXXXXDX	131F1705	Buy on EAN
VLT® AutomationDrive FC 300 5.5 KW / 7.5 HP, 380 - 480 VAC, IP20 / Chassis, RFI Class A1/B (C1), No brake chopper Further options according to typecode	131B1247	Buy on EAN

VLT® HVAC Drive FC 102 1.1 KW / 1.5 HP, 380 - 480 VAC, No brake chopper, IP20 / Chassis, RFI Class A2 (C3), No A Option, No B Option, Not coated PCB, No Mains Option FC-102P1K1T4E20H2XNXXXXSXXXXAXBXXXXDX	131B9624	Buy on EAN
VLT® HVAC Drive FC 102 22 KW / 30 HP, 380 - 480 VAC, No brake chopper, IP55 / Type 12, RFI Class A2 (C3), No A Option, MCB-109 I/O, RTC Back-up, Not coated PCB, No Mains Option FC-102P22KT4E55H2XGXXXXSXXXXAXB0CXXXXDX	131F8303	Buy on EAN
VLT® AutomationDrive FC 300 15 KW / 20 HP, 380 - 500 VAC, IP20 / Chassis, RFI Class A1/B (C1), No brake chopper Further options according to typecode	131F8724	Buy on EAN
VLT® HVAC Drive FC 102 560 KW / 750 HP, 380 - 480 VAC, No brake chopper, IP54 / Type 12, RFI Class A2 (C3), PROFIBUS DP MCA 101, No B Option, Coated PCB, No Mains Option FC-102P560T4E54H2XGCXXXXSXXXXA0BXXXXDX	131L8038	Buy on EAN
VLT® AutomationDrive FC 300 55 KW / 75 HP, 380 - 500 VAC, IP21 / Type 1, RFI Class A1/B (C1), No brake chopper Further options according to typecode	131B4581	Buy on EAN
VLT® AutomationDrive FC 300 11 KW / 15 HP, 380 - 480 VAC, IP55 / Type 12, RFI Class A2 (C3), No brake chopper Further options according to typecode	131B3663	Buy on EAN
VLT® AQUA Drive FC 200 15 KW / 20 HP, 380 - 480 VAC, IP20 / Chassis, RFI Class A2 (C3), No brake chopper FC-202P15KT4E20H2XXXXXSXXXXAXBXXXXDX	131F3062	Buy on EAN
VLT® AQUA Drive FC 200 5.5 KW / 7.5 HP, 380 - 480 VAC, IP20 / Chassis, RFI Class A2 (C3), No brake chopper FC-202P5K5T4E20H2XNXXXXSXXXXA4BXXXXDX	131G1341	Buy on EAN
VLT® AQUA Drive FC 200 18.5 KW / 25 HP, 380 - 480 VAC, IP55 / Type 12, RFI Class A1/B (C1), No brake chopper FC-202P18KT4E55H1XGXXXXSXXXXAXBXXXXDX	131B9016	Buy on EAN
VLT® AutomationDrive FC 300 0.25 KW / 0.33 HP, 200 - 240 VAC, IP20 / Chassis, RFI Class A2 (C3), No brake chopper Further options according to typecode	131B0552	Buy on EAN
VLT® AQUA Drive FC 200 2.2 KW / 3.0 HP, 380 - 480 VAC, IP20 / Chassis, RFI Class A2 (C3), No brake chopper FC-202P2K2T4E20H2XXXXXSXXXXA4BXXXXDX	131G1264	Buy on EAN
VLT® AQUA Drive FC 200 3.0 KW / 4.0 HP, 200 - 240 VAC, IP20 / Chassis, RFI Class A2 (C3), No brake chopper FC-202P3K0T2E20H2XGXXXXSXXXXAXBXXXXDX	131B9190	Buy on EAN
VLT® AQUA Drive FC 200 45 KW / 60 HP, 380 - 480 VAC, IP21 / Type 1, RFI Class A2 (C3), No brake chopper FC-202P45KT4E21H2XGXXXXSXXXXA0BXXXXDX	131H3675	Buy on EAN
VLT® AQUA Drive FC 200 132 KW / 200 HP, 380 - 480 VAC, IP20 / Chassis, RFI Class A2 (C3), No brake chopper FC-202N132T4E20H2XGCXXXXSXXXXA0BXXXXDX	134F4831	Buy on EAN
VLT® HVAC Drive FC 102 5.5 KW / 7.5 HP, 380 - 480 VAC, No brake chopper, IP20 / Chassis, RFI Class A1/B (C1), LonWorks MCA 108, No B Option, Not coated PCB, No Mains Option FC-102P5K5T4E20H1XGXXXXSXXXXAGBXXXXDX	131F1929	Buy on EAN

VLT® AutomationDrive FC 300 30 KW / 40 HP, 380 - 500 VAC, IP55 / Type 12, RFI Class A1/B (C1), No brake chopper Further options according to typecode	131B9198	Buy on EAN
VLT® AutomationDrive FC 300 30 KW / 40 HP, 200 - 240 VAC, IP20 / Chassis, RFI Class A2 (C3), No brake chopper Further options according to typecode	131H4488	Buy on EAN
VLT® AutomationDrive FC 300 200 KW / 300 HP, 380 - 500 VAC, IP21 / Type 1, RFI Class A2 (C3), No brake chopper Further options according to typecode	131L3505	Buy on EAN
VLT® HVAC Drive FC 102 11 KW / 15 HP, 380 - 480 VAC, No brake chopper, IP20 / Chassis, RFI Class A1/B (cable len)(C1), No A Option, No B Option, Not coated PCB, No Mains Option FC-102P11KT4E20H3XGXXXXSXXXXAXBXXXXDX	131F8307	Buy on EAN
VLT® AQUA Drive FC 200 30 KW / 40 HP, 380 - 480 VAC, IP66 / NEMA 4X, RFI Class A2 (C3), No brake chopper FC-202P30KT4E66H2XGXXXXSXXXXAXBXXXXDX	131B9039	Buy on EAN
VLT® AutomationDrive FC 300 11 KW / 15 HP, 380 - 500 VAC, IP20 / Chassis, RFI Class A1/B (C1), No brake chopper Further options according to typecode	131F7527	Buy on EAN
VLT® HVAC Drive FC 102 132 KW / 200 HP, 380 - 480 VAC, No brake chopper, IP21 / Type 1, RFI class A1 (C2), No A Option, No B Option, Not coated PCB, Mains Disconnect + Fuse FC-102P132T4E21H4XG3XXSXXXXAXBXXXXDX	131F8562	Buy on EAN
VLT® HVAC Drive FC 102 5.5 KW / 7.5 HP, 380 - 480 VAC, No brake chopper, IP55 / Type 12, RFI Class A2 (C3), PROFIBUS DP MCA 101, No B Option, Not coated PCB, No Mains Option FC-102P5K5T4E55H2XGXXXXSXXXXA0BXXXXDX	131F6344	Buy on EAN
VLT® HVAC Drive FC 102 22 KW / 30 HP, 380 - 480 VAC, No brake chopper, IP55 / Type 12, RFI Class A2 (C3), PROFIBUS DP MCA 101, No B Option, Not coated PCB, No Mains Option FC-102P22KT4E55H2XGXXXXSXXXXA0BXXXXDX	131F6345	Buy on EAN
VLT® AutomationDrive FC 300 22 KW / 30 HP, 380 - 500 VAC, IP20 / Chassis, RFI Class A1/B (C1), Brake chopper Further options according to typecode	131H3493	Buy on EAN
VLT® HVAC Drive FC 102 4.0 KW / 5.5 HP, 380 - 480 VAC, Safe Stop, IP20 / Chassis, RFI Class A1/B (C1), PROFIBUS DP MCA 101, No B Option, Not coated PCB, No Mains Option FC-102P4K0T4E20H1TGXXXXSXXXXA0BXXXXDX	131H8606	Buy on EAN
VLT® AQUA Drive FC 200 30 KW / 40 HP, 200 - 240 VAC, IP21 / Type 1, RFI Class A2 (C3), No brake chopper FC-202P30KT2E21H2XGXXXXSXXXXAXBXXXXDX	131B9289	Buy on EAN
VLT® AutomationDrive FC 300 22 KW / 30 HP, 380 - 500 VAC, IP20 / Chassis, RFI Class A1/B (C1), No brake chopper Further options according to typecode	131H3495	Buy on EAN
VLT® AutomationDrive FC 300 30 KW / 40 HP, 380 - 500 VAC, IP20 / Chassis, RFI Class A1/B (C1), Brake chopper Further options according to typecode	131H3494	Buy on EAN
VLT® AQUA Drive FC 200 3.0 KW / 4.0 HP, 380 - 480 VAC, IP20 / Chassis, RFI Class A1/B (C1), No brake chopper FC-202P3K0T4E20H1XGXXXXSXXXXA0BXXXXDX	131F5691	Buy on EAN

VLT® AutomationDrive FC 300 75 KW / 100 HP, 380 - 480 VAC, IP20 / Chassis, RFI Class A2 (C3), No brake chopper Further options according to typecode	131H2653	Buy on EAN
VLT® AQUA Drive FC 200 18.5 KW / 25 HP, 380 - 480 VAC, IP20 / Chassis, RFI Class A2 (C3), No brake chopper FC-202P18KT4E20H2XGXXXXSXXXXA0BYCXXXXX	131G1463	Buy on EAN
VLT® AutomationDrive FC 300 7.5 KW / 10 HP, 200 - 240 VAC, IP20 / Chassis, RFI Class A1/B (C1), No brake chopper Further options according to typecode	131H3498	Buy on EAN
VLT® HVAC Drive FC 102 160 KW / 250 HP, 380 - 480 VAC, No brake chopper, IP21 / Type 1, RFI class A1 (C2), PROFIBUS DP MCA 101, No B Option, Not coated PCB, No Mains Option FC-102P160T4E21H4XGXXXXSXXXXA0BXCXXXXX	131F9908	Buy on EAN
VLT® HVAC Drive FC 102 45 KW / 60 HP, 380 - 480 VAC, No brake chopper, IP55 / Type 12, RFI Class A1/B (C1), PROFIBUS DP MCA 101, No B Option, Not coated PCB, No Mains Option FC-102P45KT4E55H1XGXXXXSXXXXA0BXCXXXXX	131B9574	Buy on EAN
VLT® HVAC Drive FC 102 55 KW / 75 HP, 380 - 480 VAC, No brake chopper, IP55 / Type 12, RFI Class A1/B (C1), PROFIBUS DP MCA 101, No B Option, Not coated PCB, No Mains Option FC-102P55KT4E55H1XGXXXXSXXXXA0BXCXXXXX	131B9575	Buy on EAN
VLT® HVAC Drive FC 102 75 KW / 100 HP, 380 - 480 VAC, No brake chopper, IP55 / Type 12, RFI Class A2 (C3), No A Option, No B Option, Not coated PCB, Mains Disconnect FC-102P75KT4E55H2XGX1XXSXXXXAXBXXXXX	131F7839	Buy on EAN
VLT® HVAC Drive FC 102 45 KW / 60 HP, 380 - 480 VAC, No brake chopper, IP55 / Type 12, RFI Class A1/B (C1), No A Option, No B Option, Coated PCB, No Mains Option FC-102P45KT4E55H1XGCXXXXSXXXXAXBXXXXX	131B7562	Buy on EAN
VLT® HVAC Drive FC 102 55 KW / 75 HP, 380 - 480 VAC, No brake chopper, IP55 / Type 12, RFI Class A2 (C3), No A Option, No B Option, Coated PCB, No Mains Option FC-102P55KT4E55H2XGCXXXXSXXXXAXBXXXXX	131B7565	Buy on EAN
VLT® HVAC Drive FC 102 37 KW / 50 HP, 380 - 480 VAC, No brake chopper, IP55 / Type 12, RFI Class A1/B (C1), PROFIBUS DP MCA 101, No B Option, Not coated PCB, No Mains Option FC-102P37KT4E55H1XGXXXXSXXXXA0BXCXXXXX	131B9573	Buy on EAN
VLT® AQUA Drive FC 200 37 KW / 50 HP, 380 - 480 VAC, IP55 / Type 12, RFI Class A1/B (C1), No brake chopper FC-202P37KT4E55H1XGCXXXXSXXXXAXBXXXXX	131F4000	Buy on EAN
VLT® HVAC Drive FC 102 1.1 KW / 1.5 HP, 380 - 480 VAC, No brake chopper, IP20 / Chassis, RFI Class A1/B (C1), PROFIBUS DP MCA 101, No B Option, Not coated PCB, No Mains Option FC-102P1K1T4E20H1XGXXXXSXXXXA0BXCXXXXX	131B8578	Buy on EAN
VLT® HVAC Drive FC 102 7.5 KW / 10 HP, 380 - 480 VAC, Safe Stop, IP20 / Chassis, RFI Class A1/B (C1), PROFIBUS DP MCA 101, No B Option, Not coated PCB, No Mains Option FC-102P7K5T4E20H1TGXXXXSXXXXA0BXCXXXXX	131H8605	Buy on EAN

VLT® AutomationDrive FC 300 4.0 KW / 5.5 HP, 380 - 500 VAC, IP20 / Chassis, RFI Class A1/B (C1), Brake chopper Further options according to typecode	131F7946	Buy on EAN
VLT® AQUA Drive FC 200 1.5 KW / 2.0 HP, 200 - 240 VAC, IP21 / Type 1, RFI Class A2 (C3), No brake chopper FC-202P1K5S2E21H2XGXXXXSXXXXAXBXXXXDX	131G9673	Buy on EAN
VLT® AQUA Drive FC 200 1.5 KW / 2.0 HP, 380 - 480 VAC, IP20 / Chassis, RFI Class A2 (C3), No brake chopper FC-202P1K5T4E20H2XGXXXXSXXXXALBXXXXDX	134L3919	Buy on EAN
VLT® HVAC Drive FC 102 18.5 KW / 25 HP, 380 - 480 VAC, Safe Stop, IP55 / Type 12, RFI Class A2 (C3), PROFIBUS DP MCA 101, No B Option, Not coated PCB, No Mains Option FC-102P18KT4E55H2TGXXXXSXXXXA0BXXXXDX	131L7158	Buy on EAN
VLT® HVAC Drive FC 102 11 KW / 15 HP, 380 - 480 VAC, Safe Stop, IP55 / Type 12, RFI Class A2 (C3), PROFIBUS DP MCA 101, No B Option, Not coated PCB, No Mains Option FC-102P11KT4E55H2TGXXXXSXXXXA0BXXXXDX	131L7159	Buy on EAN
VLT® HVAC Drive FC 102 250 KW / 350 HP, 380 - 480 VAC, No brake chopper, IP20 / Chassis, RFI Class A2 (C3), No A Option, MCB-109 I/O, RTC Back-up, Coated PCB, No Mains Option FC-102N250T4E20H2XGXXXXSXXXXAXB0CXXXXDX	134L1756	Buy on EAN
VLT® HVAC Drive FC 102 37 KW / 50 HP, 200 - 240 VAC, No brake chopper, IP55 / Type 12, RFI Class A1/B (C1), No A Option, No B Option, Coated PCB, No Mains Option FC-102P37KT2E55H1XGXXXXSXXXXAXBXXXXDX	131N3640	Buy on EAN
VLT® HVAC Drive FC 102 22 KW / 30 HP, 380 - 480 VAC, Safe Stop, IP55 / Type 12, RFI Class A2 (C3), PROFIBUS DP MCA 101, No B Option, Not coated PCB, No Mains Option FC-102P22KT4E55H2TGXXXXSXXXXA0BXXXXDX	131X0840	Buy on EAN
VLT® AutomationDrive FC 300 11 KW / 15 HP, 380 - 480 VAC, IP20 / Chassis, RFI Class A1/B (C1), No brake chopper Further options according to typecode	131F8410	Buy on EAN
VLT® AQUA Drive FC 200 11 KW / 15 HP, 380 - 480 VAC, IP21 / Type 1, RFI Class A2 (C3), No brake chopper FC-202P11KT4E21H2XXXXXSXXXXAXBXXXXDX	131B8975	Buy on EAN
VLT® AQUA Drive FC 200 7.5 KW / 10 HP, 380 - 480 VAC, IP66 / NEMA 4X, RFI Class A2 (C3), No brake chopper FC-202P7K5T4E66H2XGXXXXSXXXXAXBXXXXDX	131B8974	Buy on EAN
VLT® AQUA Drive FC 200 7.5 KW / 10 HP, 380 - 480 VAC, IP55 / Type 12, RFI Class A1/B (C1), No brake chopper FC-202P7K5T4E55H1XGXXXXSXXXXAXBXXXXDX	131B8972	Buy on EAN
VLT® AutomationDrive FC 300 11 KW / 15 HP, 380 - 500 VAC, IP20 / Chassis, RFI Class A2 (C3), Brake chopper Further options according to typecode	131F8417	Buy on EAN
VLT® HVAC Drive FC 102 315 KW / 450 HP, 380 - 480 VAC, No brake chopper, IP20 / Chassis, RFI Class A2 (C3), No A Option, No B Option, Coated PCB, No Mains Option FC-102N315T4E20H2XGXXXXSXXXXAXBXXXXDX	134F1124	Buy on EAN
VLT® AutomationDrive FC 300 90 KW / 125 HP, 380 - 500 VAC, IP21 / Type 1, RFI Class A2 (C3), No brake chopper Further options according to typecode	131B6826	Buy on EAN

VLT® AQUA Drive FC 200 7.5 KW / 10 HP, 380 - 480 VAC, IP20 / Chassis, RFI Class A1/B (C1), No brake chopper FC-202P7K5T4E20H1XXXXXSXXXXAXBXCXXXXDX	131F5474	Buy on EAN
VLT® HVAC Drive FC 102 1.1 KW / 1.5 HP, 380 - 480 VAC, No brake chopper, IP20 / Chassis, RFI Class A2 (C3), No A Option, MCB-109 I/O, RTC Back-up, Not coated PCB, No Mains Option FC-102P1K1T4E20H2XGXXXXSXXXXAXB0CXXXXDX	131G2869	Buy on EAN
VLT® AQUA Drive FC 200 55 KW / 75 HP, 380 - 480 VAC, IP20 / Chassis, RFI Class A1/B (C1), No brake chopper FC-202P55KT4E20H1XGCXXXXSXXXXAXBXCXXXXDX	131F6656	Buy on EAN
VLT® AQUA Drive FC 200 55 KW / 75 HP, 380 - 480 VAC, IP20 / Chassis, RFI Class A1/B (C1), No brake chopper FC-202P55KT4E20H1XGXXXXSXXXXAXBXCXXXXDX	131F6657	Buy on EAN
VLT® AQUA Drive FC 200 45 KW / 60 HP, 380 - 480 VAC, IP20 / Chassis, RFI Class A1/B (C1), No brake chopper FC-202P45KT4E20H1XGXXXXSXXXXAXBXCXXXXDX	131F6653	Buy on EAN
VLT® AutomationDrive FC 300 4.0 KW / 5.5 HP, 380 - 480 VAC, IP20 / Chassis, RFI Class A1/B (C1), No brake chopper Further options according to typecode	131B1404	Buy on EAN
VLT® AQUA Drive FC 200 110 KW / 150 HP, 380 - 480 VAC, IP54 / Type 12, RFI class A1 (C2), No brake chopper FC-202P110T4E54H4XGXXXXSXXXXAXBXCXXXXDX	131B9374	Buy on EAN
VLT® AQUA Drive FC 200 110 KW / 150 HP, 380 - 480 VAC, IP54 / Type 12, RFI Class A2 (C3), No brake chopper FC-202P110T4E54H2XGXXXXSXXXXAXBXCXXXXDX	131B9375	Buy on EAN
VLT® AQUA Drive FC 200 110 KW / 150 HP, 380 - 480 VAC, IP00 / Chassis, RFI class A1 (C2), No brake chopper FC-202P110T4E00H4XGXXXXSXXXXAXBXCXXXXDX	131B9372	Buy on EAN
VLT® HVAC Drive FC 102 1.1 KW / 1.5 HP, 380 - 480 VAC, No brake chopper, IP20 / Chassis, RFI Class A1/B (C1), No A Option, No B Option, Not coated PCB, No Mains Option FC-102P1K1T4E20H1XXXXXSXXXXAXBXCXXXXDX	131B7526	Buy on EAN
VLT® AutomationDrive FC 300 15 KW / 20 HP, 380 - 500 VAC, IP20 / Chassis, RFI Class A1/B (C1), No brake chopper Further options according to typecode	131F4874	Buy on EAN
VLT® HVAC Drive FC 102 160 KW / 250 HP, 380 - 480 VAC, Brake chopper, IP21 / Type 1, RFI Class A2 (C3), No A Option, No B Option, Not coated PCB, No Mains Option FC-102P160T4E21H2BGXXXXSXXXXAXBXCXXXXDX	131F9133	Buy on EAN
VLT® AQUA Drive FC 200 2.2 KW / 3.0 HP, 200 - 240 VAC, IP20 / Chassis, RFI Class A2 (C3), No brake chopper FC-202P2K2T2E20H2XGXXXXSXXXXAXBXCXXXXDX	131B9175	Buy on EAN
VLT® HVAC Drive FC 102 11 KW / 15 HP, 380 - 480 VAC, No brake chopper, IP55 / Type 12, RFI Class A2 (C3), No A Option, No B Option, Not coated PCB, Mains Disconnect FC-102P11KT4E55H2XG1XXSXXXXAXBXCXXXXDX	131B7964	Buy on EAN
VLT® AutomationDrive FC 300 0.37 KW / 0.50 HP, 200 - 240 VAC, IP20 / Chassis, RFI Class A2 (C3), No brake chopper Further options according to typecode	131B1401	Buy on EAN

VLT® AutomationDrive FC 300 0.75 KW / 1.0 HP, 380 - 500 VAC, IP20 / Chassis, RFI Class A1/B (C1), No brake chopper Further options according to typecode	131B0681	Buy on EAN
VLT® HVAC Drive FC 102 110 KW / 150 HP, 380 - 480 VAC, Safe Stop, IP21 / Type 1, RFI class A1 (C2), No A Option, No B Option, Not coated PCB, No Mains Option FC-102P110T4E21H4TGXXXXSXXXXAXBXXXXDX	131F9134	Buy on EAN
VLT® HVAC Drive FC 102 22 KW / 30 HP, 380 - 480 VAC, Safe Stop, IP20 / Chassis, RFI Class A1/B (C1), No A Option, No B Option, Not coated PCB, No Mains Option FC-102P22KT4E20H1TGXXXXSXXXXAXBXXXXDX	131H4949	Buy on EAN
VLT® AQUA Drive FC 200 132 KW / 200 HP, 380 - 480 VAC, IP54 / Type 12, RFI class A1 (C2), Brake chopper + Safe stop FC-202P132T4E54H4UGCXXXXSXXXXAXBXXXXDX	131H3112	Buy on EAN
VLT® HVAC Drive FC 102 160 KW / 250 HP, 380 - 480 VAC, Safe Stop, IP00 / Chassis, RFI Class A2 (C3), No A Option, MCB-101 General purp. I/O, Not coated PCB, Mains Disconnect + Fuse FC-102P160T4E00H2TGX3XXSXXXXAXBXXXXDX	131G3683	Buy on EAN
VLT® AutomationDrive FC 300 22 KW / 30 HP, 380 - 480 VAC, IP66 / NEMA 4X, RFI Class A1/B (C1), No brake chopper Further options according to typecode	131F1020	Buy on EAN
VLT® HVAC Drive FC 102 22 KW / 30 HP, 380 - 480 VAC, Safe Stop, IP55 / Type 12, RFI Class A1/B (cable len)(C1), No A Option, No B Option, Not coated PCB, No Mains Option FC-102P22KT4E55H3TGXXXXSXXXXAXBXXXXDX	131B8151	Buy on EAN
VLT® HVAC Drive FC 102 1.5 KW / 2.0 HP, 380 - 480 VAC, No brake chopper, IP20 / Chassis, RFI Class A1/B (C1), LonWorks MCA 108, No B Option, Not coated PCB, No Mains Option FC-102P1K5T4E20H1XGXXXXSXXXXAGBXXXXDX	131B8620	Buy on EAN
VLT® AutomationDrive FC 300 5.5 KW / 7.5 HP, 200 - 240 VAC, IP20 / Chassis, RFI Class A1/B (C1), No brake chopper Further options according to typecode	131F8900	Buy on EAN
VLT® AQUA Drive FC 200 55 KW / 75 HP, 380 - 480 VAC, IP55 / Type 12, RFI Class A1/B (C1), Brake chopper + Safe stop FC-202P55KT4E55H1UGCXXXXSXXXXAXBXXXXDX	131H3110	Buy on EAN
VLT® HVAC Drive FC 102 132 KW / 200 HP, 380 - 480 VAC, No brake chopper, IP54/Type 12+main shield, RFI class A1 (C2), PROFIBUS DP MCA 101, No B Option, Coated PCB, Mains Disconnect + Fuse FC-102N132T4E5MH4XGC3XQSXXXXA0BXXXXDX	134U6580	Buy on EAN
VLT® HVAC Drive FC 102 355 KW / 500 HP, 380 - 480 VAC, No brake chopper, IP54 / Type 12, RFI Class A2 (C3), No A Option, No B Option, Coated PCB, No Mains Option FC-102P355T4E54H2XGCXXXXSXXXXAXBXXXXDX	131B6967	Buy on EAN
VLT® HVAC Drive FC 102 355 KW / 500 HP, 380 - 480 VAC, No brake chopper, IP21 / Type 1, RFI Class A2 (C3), No A Option, No B Option, Coated PCB, No Mains Option FC-102P355T4E21H2XGCXXXXSXXXXAXBXXXXDX	131B6965	Buy on EAN

VLT® HVAC Drive FC 102 355 KW / 500 HP, 380 - 480 VAC, No brake chopper, IP00 / Chassis, RFI Class A2 (C3), No A Option, No B Option, Coated PCB, No Mains Option FC-102P355T4E00H2XGCXXXSXXXXAXBXCXXXDX	131B6963	Buy on EAN
VLT® HVAC Drive FC 102 315 KW / 450 HP, 380 - 480 VAC, No brake chopper, IP54 / Type 12, RFI Class A2 (C3), No A Option, No B Option, Coated PCB, No Mains Option FC-102P315T4E54H2XGCXXXSXXXXAXBXCXXXDX	131B6961	Buy on EAN
VLT® HVAC Drive FC 102 250 KW / 350 HP, 380 - 480 VAC, No brake chopper, IP54 / Type 12, LHD - AAF006 filter + A2 RFI, PROFIBUS DP MCA 101, No B Option, Coated PCB, No Mains Option FC-102P250T4E54N2XGCXXXSXXXXA0BXCXXXDX	134N1535	Buy on EAN
VLT® AutomationDrive FC 300 15 KW / 20 HP, 200 - 240 VAC, IP66 / NEMA 4X, RFI Class A1/B (C1), No brake chopper Further options according to typecode	131H1629	Buy on EAN
VLT® AQUA Drive FC 200 37 KW / 50 HP, 380 - 480 VAC, IP55 / Type 12, RFI Class A2 (C3), No brake chopper FC-202P37KT4E55H2XGCXXXSXXXXAXBXCXXXDX	131F3998	Buy on EAN
VLT® AQUA Drive FC 200 15 KW / 20 HP, 380 - 480 VAC, IP20 / Chassis, RFI Class A2 (C3), No brake chopper FC-202P15KT4E20H2XNXXXXSXXXXAXBXCXXXDX	131H0864	Buy on EAN
VLT® HVAC Drive FC 102 18.5 KW / 25 HP, 380 - 480 VAC, No brake chopper, IP66 / NEMA 4X, RFI Class A1/B (C1), No A Option, No B Option, Not coated PCB, No Mains Option FC-102P18KT4E66H1XGXXXXSXXXXAXBXCXXXDX	131B6981	Buy on EAN
VLT® AQUA Drive FC 200 30 KW / 40 HP, 380 - 480 VAC, IP55 / Type 12, RFI Class A2 (C3), No brake chopper FC-202P30KT4E55H2XGCXXXSXXXXAXBXCXXXDX	131F3997	Buy on EAN
VLT® AutomationDrive FC 300 4.0 KW / 5.5 HP, 380 - 500 VAC, IP20 / Chassis, RFI Class A1/B (C1), Brake chopper Further options according to typecode	131B0591	Buy on EAN
VLT® AutomationDrive FC 300 3.0 KW / 4.0 HP, 380 - 500 VAC, IP20 / Chassis, RFI Class A1/B (C1), Brake chopper Further options according to typecode	131B0590	Buy on EAN
VLT® AutomationDrive FC 300 7.5 KW / 10 HP, 380 - 500 VAC, IP20 / Chassis, RFI Class A1/B (C1), Brake chopper Further options according to typecode	131B0593	Buy on EAN
VLT® AutomationDrive FC 300 5.5 KW / 7.5 HP, 380 - 500 VAC, IP20 / Chassis, RFI Class A1/B (C1), Brake chopper Further options according to typecode	131B0592	Buy on EAN
VLT® AQUA Drive FC 200 45 KW / 60 HP, 380 - 480 VAC, IP21 / Type 1, RFI Class A1/B (C1), No brake chopper FC-202P45KT4E21H1XGXXXXSXXXXAXBXCXXXDX	131B8292	Buy on EAN
VLT® AQUA Drive FC 200 4.0 KW / 5.5 HP, 380 - 480 VAC, IP55 / Type 12, RFI Class A1/B (C1), No brake chopper FC-202P4K0T4E55H1XGCXXXSXXXXA0BXCXXXDX	131F5301	Buy on EAN
VLT® AQUA Drive FC 200 15 KW / 20 HP, 380 - 480 VAC, IP55 / Type 12, RFI Class A1/B (C1), No brake chopper FC-202P15KT4E55H1XGCXXXSXXXXA0BXCXXXDX	131F5304	Buy on EAN

VLT® AutomationDrive FC 300 3.0 KW / 4.0 HP, 200 - 240 VAC, IP20 / Chassis, RFI Class A1/B (C1), No brake chopper Further options according to typecode	131B0201	Buy on EAN
VLT® AutomationDrive FC 300 1.5 KW / 2.0 HP, 200 - 240 VAC, IP20 / Chassis, RFI Class A1/B (C1), No brake chopper Further options according to typecode	131B0200	Buy on EAN
VLT® AutomationDrive FC 300 1.1 KW / 1.5 HP, 200 - 240 VAC, IP20 / Chassis, RFI Class A1/B (C1), No brake chopper Further options according to typecode	131B0202	Buy on EAN
VLT® AQUA Drive FC 200 45 KW / 60 HP, 380 - 480 VAC, IP20 / Chassis, RFI Class A2 (C3), Safe Stop FC-202P45KT4E20H2TGXXXXSXXXXA0BXCXXXXDX	131G6171	Buy on EAN
VLT® AutomationDrive FC 300 1.1 KW / 1.5 HP, 380 - 480 VAC, IP55 / Type 12, RFI Class A2 (C3), No brake chopper Further options according to typecode	131B8027	Buy on EAN
VLT® AQUA Drive FC 200 15 KW / 20 HP, 380 - 480 VAC, IP21 / Type 1, RFI Class A1/B (C1), No brake chopper FC-202P15KT4E21H1XGXXXXSXXXXAXBXCXXXXDX	131B8291	Buy on EAN
VLT® HVAC Drive FC 102 11 KW / 15 HP, 380 - 480 VAC, No brake chopper, IP20 / Chassis, RFI Class A1/B (C1), No A Option, No B Option, Not coated PCB, No Mains Option FC-102P11KT4E20H1XGXXXXSXXXXAXBXCXXXXDX	131F0427	Buy on EAN
VLT® AQUA Drive FC 200 4.0 KW / 5.5 HP, 380 - 480 VAC, IP55 / Type 12 A4 Frame, RFI Class A1/B (C1), No brake chopper FC-202P4K0T4Z55H1XGCXXSXXXXA0BXCXXXXDX	131U3705	Buy on EAN
VLT® AQUA Drive FC 200 0.75 KW / 1.0 HP, 380 - 480 VAC, IP55 / Type 12 A4 Frame, RFI Class A1/B (C1), No brake chopper FC-202PK75T4Z55H1XGCXXSXXXXA0BXCXXXXDX	131U3700	Buy on EAN
VLT® AQUA Drive FC 200 1.1 KW / 1.5 HP, 380 - 480 VAC, IP55 / Type 12 A4 Frame, RFI Class A1/B (C1), No brake chopper FC-202P1K1T4Z55H1XGCXXSXXXXA0BXCXXXXDX	131U3701	Buy on EAN
VLT® HVAC Drive FC 102 250 KW / 350 HP, 380 - 480 VAC, Safe Stop, IP00 / Chassis, RFI Class A2 (C3), No A Option, No B Option, Not coated PCB, No Mains Option FC-102P250T4E00H2TGXXXXSXXXXAXBXCXXXXDX	131N0608	Buy on EAN
VLT® AutomationDrive FC 300 2.2 KW / 3.0 HP, 380 - 480 VAC, IP20 / Chassis, RFI Class A2 (C3), No brake chopper Further options according to typecode	131B0972	Buy on EAN
VLT® AutomationDrive FC 300 22 KW / 30 HP, 380 - 500 VAC, IP20 / Chassis, RFI Class A1/B (C1), No brake chopper Further options according to typecode	131H2823	Buy on EAN
VLT® HVAC Drive FC 102 7.5 KW / 10 HP, 380 - 480 VAC, Safe Stop, IP20 / Chassis, RFI Class A1/B (C1), PROFIBUS DP MCA 101, No B Option, Not coated PCB, No Mains Option FC-102P7K5T4E20H1TGXXXXSXXXXA0BXCXXXXDX	131F9164	Buy on EAN
VLT® AutomationDrive FC 300 45 KW / 60 HP, 380 - 500 VAC, IP20 / Chassis, RFI Class A1/B (C1), Brake chopper Further options according to typecode	131H2825	Buy on EAN

VLT® HVAC Drive FC 102 1.5 KW / 2.0 HP, 380 - 480 VAC, No brake chopper, IP66 / NEMA 4X, RFI Class A1/B (C1), No A Option, No B Option, Not coated PCB, Mains Disconnect FC-102P1K5T4E66H1XGX1XXSXXXXAXBXCXXXXDX	131H1719	Buy on EAN
VLT® AQUA Drive FC 200 22 KW / 30 HP, 380 - 480 VAC, IP66 / NEMA 4X, RFI Class A2 (C3), No brake chopper FC-202P22KT4E66H2XGCXXXSXXXXAXBXCXXXXDX	131F0816	Buy on EAN
VLT® AutomationDrive FC 300 30 KW / 40 HP, 380 - 480 VAC, IP21 / Type 1, RFI Class A1/B (C1), No brake chopper Further options according to typecode	131B5324	Buy on EAN
VLT® AutomationDrive FC 300 5.5 KW / 7.5 HP, 380 - 480 VAC, IP20 / Chassis, RFI Class A2 (C3), No brake chopper Further options according to typecode	131B0755	Buy on EAN
VLT® HVAC Drive FC 102 200 KW / 300 HP, 380 - 480 VAC, No brake chopper, IP54 / Type 12, RFI Class A2 (C3), No A Option, No B Option, Coated PCB, Fuse FC-102N200T4E54H2XGC7XXSXXXXAXBXCXXXXDX	134F6900	Buy on EAN
VLT® AQUA Drive FC 200 15 KW / 20 HP, 380 - 480 VAC, IP20 / Chassis, RFI Class A2 (C3), No brake chopper FC-202P15KT4E20H2XGXXXXSXXXXA0BXCXXXXDX	131H1590	Buy on EAN
VLT® AQUA Drive FC 200 0.25 KW / 0.33 HP, 200 - 240 VAC, IP20 / Chassis, RFI Class A2 (C3), Brake chopper + Safe stop FC-202PK25T2E20H2UGXXXXSXXXXAXBYCXXXXDX	131F1200	Buy on EAN
VLT® HVAC Drive FC 102 90 KW / 125 HP, 380 - 480 VAC, Brake chopper, IP55 / Type 12, RFI Class A1/B (C1), PROFIBUS DP MCA 101, No B Option, Not coated PCB, No Mains Option FC-102P90KT4E55H1BGXXXXSXXXXA0BXCXXXXD0	131X3672	Buy on EAN
VLT® HVAC Drive FC 102 3.0 KW / 4.0 HP, 380 - 480 VAC, No brake chopper, IP66 / NEMA 4X, RFI Class A2 (C3), No A Option, No B Option, Not coated PCB, No Mains Option FC-102P3K0T4E66H2XGXXXXSXXXXAXBXCXXXXDX	131G0635	Buy on EAN
VLT® AutomationDrive FC 300 7.5 KW / 10 HP, 380 - 480 VAC, IP20 / Chassis, RFI Class A1/B (C1), Brake chopper Further options according to typecode	131B5437	Buy on EAN
VLT® HVAC Drive FC 102 18.5 KW / 25 HP, 380 - 480 VAC, No brake chopper, IP55 / Type 12, RFI Class A1/B (cable len)(C1), PROFIBUS DP MCA 101, No B Option, Not coated PCB, No Mains Option FC-102P18KT4E55H3XGXXXXSXXXXA0BXCXXXXDX	131F9041	Buy on EAN
VLT® AutomationDrive FC 300 0.75 KW / 1.0 HP, 380 - 500 VAC, IP20 / Chassis, RFI Class A1/B (C1), Brake chopper Further options according to typecode	131B0119	Buy on EAN
VLT® AutomationDrive FC 300 7.5 KW / 10 HP, 380 - 480 VAC, IP20 / Chassis, RFI Class A2 (C3), No brake chopper Further options according to typecode	131B0759	Buy on EAN
VLT® HVAC Drive FC 102 11 KW / 15 HP, 380 - 480 VAC, No brake chopper, IP21 / Type 1, RFI Class A2 (C3), No A Option, No B Option, Coated PCB, No Mains Option FC-102P11KT4E21H2XGCXXXSXXXXAXBXCXXXXDX	131F1590	Buy on EAN

VLT® AutomationDrive FC 300 132 KW / 200 HP, 380 - 500 VAC, IP54 / Type 12, RFI Class A2 (C3), No brake chopper Further options according to typecode	131F1975	Buy on EAN
VLT® HVAC Drive FC 102 15 KW / 20 HP, 380 - 480 VAC, Safe Stop, IP20 / Chassis, RFI Class A1/B (C1), PROFIBUS DP MCA 101, No B Option, Not coated PCB, No Mains Option FC-102P15KT4E20H1TGXXXXXXXA0BXCXXXXD0	131G9249	Buy on EAN
VLT® HVAC Drive FC 102 110 KW / 150 HP, 380 - 480 VAC, Brake chopper, IP54 / Type 12, RFI class A1 (C2), PROFIBUS DP MCA 101, No B Option, Not coated PCB, No Mains Option FC-102P110T4E54H4BGXXXXXXXA0BXCXXXXDX	131H6941	Buy on EAN
VLT® HVAC Drive FC 102 15 KW / 20 HP, 380 - 480 VAC, No brake chopper, IP55 / Type 12, RFI Class A2 (C3), No A Option, No B Option, Coated PCB, No Mains Option FC-102P15KT4E55H2XNCXXXXXXXAXBXXXXDX	131H0916	Buy on EAN
VLT® HVAC Drive FC 102 75 KW / 100 HP, 380 - 480 VAC, No brake chopper, IP21 / Type 1, RFI Class A2 (C3), No A Option, No B Option, Not coated PCB, No Mains Option FC-102P75KT4E21H2XGXXXXXXXAXBXXXXDX	131B8593	Buy on EAN
VLT® AutomationDrive FC 300 30 KW / 40 HP, 380 - 500 VAC, IP21 / Type 1, RFI Class A2 (C3), No brake chopper Further options according to typecode	131B5902	Buy on EAN
VLT® HVAC Drive FC 102 90 KW / 125 HP, 380 - 480 VAC, No brake chopper, IP55 / Type 12, RFI Class A2 (C3), No A Option, No B Option, Coated PCB, No Mains Option FC-102P90KT4E55H2XGCXXXXXXXAXBXXXXDX	131H3270	Buy on EAN
VLT® AutomationDrive FC 300 7.5 KW / 10 HP, 380 - 480 VAC, IP20 / Chassis, RFI Class A2 (C3), No brake chopper Further options according to typecode	131B4334	Buy on EAN
VLT® AutomationDrive FC 300 22 KW / 30 HP, 380 - 500 VAC, IP20 / Chassis, RFI Class A2 (C3), No brake chopper Further options according to typecode	131G0259	Buy on EAN
VLT® AutomationDrive FC 300 0.75 KW / 1.0 HP, 380 - 500 VAC, IP20 / Chassis, RFI Class A2 (C3), No brake chopper Further options according to typecode	131B0578	Buy on EAN
VLT® AutomationDrive FC 300 5.5 KW / 7.5 HP, 380 - 500 VAC, IP20 / Chassis, RFI Class A2 (C3), No brake chopper Further options according to typecode	131G5556	Buy on EAN
VLT® AQUA Drive FC 200 11 KW / 15 HP, 380 - 480 VAC, IP20 / Chassis, RFI Class A2 (C3), No brake chopper FC-202P11KT4E20H2XGCXXXXXXXA0BXCXXXXDX	131L1264	Buy on EAN
VLT® AutomationDrive FC 300 0.37 KW / 0.50 HP, 200 - 240 VAC, IP20 / Chassis, RFI Class A1/B (C1), No brake chopper Further options according to typecode	131H8987	Buy on EAN
VLT® AutomationDrive FC 300 0.55 KW / 0.75 HP, 380 - 500 VAC, IP20 / Chassis, RFI Class A2 (C3), No brake chopper Further options according to typecode	131B0577	Buy on EAN
VLT® HVAC Drive FC 102 250 KW / 350 HP, 380 - 480 VAC, No brake chopper, IP54 / Type 12, RFI class A1 (C2), No A Option, No B Option, Coated PCB, No Mains Option FC-102N250T4E54H4XGCXXXXXXXAXBXXXXDX	134F4264	Buy on EAN

VLT® HVAC Drive FC 102 18.5 KW / 25 HP, 380 - 480 VAC, No brake chopper, IP20 / Chassis, RFI Class A1/B (C1), LonWorks MCA 108, No B Option, Not coated PCB, No Mains Option FC-102P18KT4E20H1XGXXXXSXXXXAGBXCXXXXDX	131H9496	Buy on EAN
VLT® HVAC Drive FC 102 315 KW / 450 HP, 380 - 480 VAC, No brake chopper, IP54 / Type 12, RFI class A1 (C2), No A Option, No B Option, Coated PCB, No Mains Option FC-102N315T4E54H4XGCXXXXSXXXXAXBXXXXDX	134F4265	Buy on EAN
VLT® AutomationDrive FC 300 1.5 KW / 2.0 HP, 380 - 500 VAC, IP20 / Chassis, RFI Class A1/B (C1), Brake chopper Further options according to typecode	131B6562	Buy on EAN
VLT® HVAC Drive FC 102 315 KW / 450 HP, 380 - 480 VAC, No brake chopper, IP54 / Type 12, RFI Class A2 (C3), No A Option, No B Option, Coated PCB, No Mains Option FC-102N315T4E54H2XGCXXXXSXXXXAXBXXXXDX	134F4266	Buy on EAN
VLT® AQUA Drive FC 200 37 KW / 50 HP, 380 - 480 VAC, IP55 / Type 12, RFI Class A1/B (cable len)(C1), No brake chopper FC-202P37KT4E55H3XGXXXXSXXXXAXBXXXXDX	131F0882	Buy on EAN
VLT® AQUA Drive FC 200 30 KW / 40 HP, 380 - 480 VAC, IP55 / Type 12, RFI Class A1/B (cable len)(C1), No brake chopper FC-202P30KT4E55H3XGXXXXSXXXXAXBXXXXDX	131F0881	Buy on EAN
VLT® AQUA Drive FC 200 2.2 KW / 3.0 HP, 380 - 480 VAC, IP55 / Type 12, RFI Class A1/B (C1), Safe Stop FC-202P2K2T4E55H1TGXXXXSXXXXA0BXCXXXXO	131G8215	Buy on EAN
VLT® AutomationDrive FC 300 0.75 KW / 1.0 HP, 380 - 500 VAC, IP55 / Type 12, RFI Class A1/B (C1), No brake chopper Further options according to typecode	131B3275	Buy on EAN
VLT® AutomationDrive FC 300 0.55 KW / 0.75 HP, 380 - 500 VAC, IP55 / Type 12, RFI Class A1/B (C1), No brake chopper Further options according to typecode	131B3274	Buy on EAN
VLT® AutomationDrive FC 300 2.2 KW / 3.0 HP, 380 - 500 VAC, IP55 / Type 12, RFI Class A1/B (C1), No brake chopper Further options according to typecode	131B3278	Buy on EAN
VLT® HVAC Drive FC 102 7.5 KW / 10 HP, 380 - 480 VAC, No brake chopper, IP55 / Type 12, RFI Class A2 (C3), LonWorks MCA 108, No B Option, Not coated PCB, No Mains Option FC-102P7K5T4E55H2XGXXXXSXXXXAGBXCXXXXDX	131H9750	Buy on EAN
VLT® HVAC Drive FC 102 250 KW / 350 HP, 380 - 480 VAC, No brake chopper, IP54 / Type 12, RFI Class A2 (C3), No A Option, No B Option, Coated PCB, No Mains Option FC-102N250T4E54H2XGCXXXXSXXXXAXBXXXXDX	134F4263	Buy on EAN
VLT® AQUA Drive FC 200 7.5 KW / 10 HP, 380 - 480 VAC, IP20 / Chassis, RFI Class A2 (C3), No brake chopper FC-202P7K5T4E20H2XNXXXXSXXXXA4BXCXXXXDX	131G1386	Buy on EAN
VLT® HVAC Drive FC 102 132 KW / 200 HP, 380 - 480 VAC, No brake chopper, IP54 / Type 12, RFI class A1 (C2), PROFIBUS DP MCA 101, No B Option, Coated PCB, No Mains Option FC-102N132T4E54H4XGCXXXXSXXXXA0BXCXXXXDX	134G7777	Buy on EAN

VLT® HVAC Drive FC 102 315 KW / 450 HP, 380 - 480 VAC, No brake chopper, IP00 / Chassis, RFI class A1 (C2), No A Option, No B Option, Coated PCB, Fuse FC-102P315T4E00H4XGC7XXSXXXXAXBXCXXXXX	131F7687	Buy on EAN
VLT® HVAC Drive FC 102 30 KW / 40 HP, 380 - 480 VAC, No brake chopper, IP55 / Type 12, RFI Class A2 (C3), No A Option, No B Option, Coated PCB, No Mains Option FC-102P30KT4E55H2XGCXXXSXXXXAXBXCXXXXX	131B4271	Buy on EAN
VLT® HVAC Drive FC 102 22 KW / 30 HP, 380 - 480 VAC, No brake chopper, IP55 / Type 12, RFI Class A2 (C3), No A Option, No B Option, Coated PCB, No Mains Option FC-102P22KT4E55H2XGCXXXSXXXXAXBXCXXXXX	131B4272	Buy on EAN
VLT® HVAC Drive FC 102 18.5 KW / 25 HP, 380 - 480 VAC, Safe Stop, IP20 / Chassis, RFI Class A2 (C3), No A Option, No B Option, Not coated PCB, No Mains Option FC-102P18KT4E20H2TGXXXXSXXXXAXBXCXXXXX	131G6772	Buy on EAN
VLT® AutomationDrive FC 300 11 KW / 15 HP, 380 - 500 VAC, IP20 / Chassis, RFI Class A2 (C3), Brake chopper Further options according to typecode	131F0154	Buy on EAN
VLT® HVAC Drive FC 102 7.5 KW / 10 HP, 380 - 480 VAC, Safe Stop, IP20 / Chassis, RFI Class A2 (C3), No A Option, No B Option, Not coated PCB, No Mains Option FC-102P7K5T4E20H2TGXXXXSXXXXAXBXCXXXXX	131G6770	Buy on EAN
VLT® HVAC Drive FC 102 7.5 KW / 10 HP, 380 - 480 VAC, Brake chopper + Safe stop, IP55 / Type12 Backplate, RFI Class A1/B (C1), No A Option, No B Option, Coated PCB, No Mains Option FC-102P7K5T4P55H1UGCXXXSXXXXAXBXCXXXXX	131L9645	Buy on EAN
VLT® HVAC Drive FC 102 160 KW / 250 HP, 380 - 480 VAC, Safe Stop, IP00 / Chassis, RFI Class A2 (C3), No A Option, No B Option, Not coated PCB, No Mains Option FC-102P160T4E00H2TGXXXXSXXXXAXBXCXXXXX	131G6774	Buy on EAN
VLT® HVAC Drive FC 102 37 KW / 50 HP, 380 - 480 VAC, Safe Stop, IP20 / Chassis, RFI Class A2 (C3), No A Option, No B Option, Not coated PCB, No Mains Option FC-102P37KT4E20H2TGXXXXSXXXXAXBXCXXXXX	131G6775	Buy on EAN
VLT® HVAC Drive FC 102 30 KW / 40 HP, 380 - 480 VAC, Safe Stop, IP20 / Chassis, RFI Class A1/B (cable len)(C1), PROFINET MCA 120, No B Option, Coated PCB, No Mains Option FC-102P30KT4E20H3TGCXXXSXXXXALBXCXXXXD0	134U7354	Buy on EAN
VLT® HVAC Drive FC 102 18.5 KW / 25 HP, 380 - 480 VAC, Safe Stop, IP20 / Chassis, RFI Class A1/B (cable len)(C1), PROFINET MCA 120, No B Option, Coated PCB, No Mains Option FC-102P18KT4E20H3TGCXXXSXXXXALBXCXXXXD0	134U7355	Buy on EAN
VLT® HVAC Drive FC 102 200 KW / 300 HP, 380 - 480 VAC, No brake chopper, IP54 / Type 12, RFI class A1 (C2), PROFIBUS DP MCA 101, No B Option, Coated PCB, No Mains Option FC-102N200T4E54H4XGCXXXSXXXXA0BXCXXXXX	134G7404	Buy on EAN
VLT® AQUA Drive FC 200 11 KW / 15 HP, 380 - 480 VAC, IP20 / Chassis, RFI Class A2 (C3), No brake chopper FC-202P11KT4E20H2XNXXXXSXXXXANBXCXXXXX	131X2971	Buy on EAN

VLT® AutomationDrive FC 300 11 KW / 15 HP, 200 - 240 VAC, IP20 / Chassis, RFI Class A2 (C3), No brake chopper Further options according to typecode	131H4575	Buy on EAN
VLT® AutomationDrive FC 300 15 KW / 20 HP, 200 - 240 VAC, IP20 / Chassis, RFI Class A2 (C3), No brake chopper Further options according to typecode	131H4577	Buy on EAN
VLT® AutomationDrive FC 300 11 KW / 15 HP, 200 - 240 VAC, IP20 / Chassis, RFI Class A1/B (C1), No brake chopper Further options according to typecode	131H4576	Buy on EAN
VLT® AutomationDrive FC 300 15 KW / 20 HP, 200 - 240 VAC, IP20 / Chassis, RFI Class A1/B (C1), No brake chopper Further options according to typecode	131H4578	Buy on EAN
VLT® AutomationDrive FC 300 3.0 KW / 4.0 HP, 380 - 500 VAC, IP20 / Chassis, RFI Class A1/B (C1), Brake chopper Further options according to typecode	131B0800	Buy on EAN
VLT® HVAC Drive FC 102 30 KW / 40 HP, 380 - 480 VAC, No brake chopper, IP55 / Type 12, RFI Class A1/B (C1), No A Option, No B Option, Not coated PCB, No Mains Option FC-102P30KT4E55H1XGXXXXSXXXXAXBXCXXXXDX	131B4268	Buy on EAN
VLT® AutomationDrive FC 300 1.5 KW / 2.0 HP, 380 - 500 VAC, IP20 / Chassis, RFI Class A2 (C3), No brake chopper Further options according to typecode	131B0805	Buy on EAN
VLT® AutomationDrive FC 300 1.5 KW / 2.0 HP, 380 - 500 VAC, IP20 / Chassis, RFI Class A2 (C3), No brake chopper Further options according to typecode	131B0804	Buy on EAN
VLT® HVAC Drive FC 102 75 KW / 100 HP, 380 - 480 VAC, No brake chopper, IP55 / Type 12, RFI Class A1/B (cable len)(C1), No A Option, No B Option, Not coated PCB, No Mains Option FC-102P75KT4E55H3XGXXXXSXXXXAXBXCXXXXDX	131B9364	Buy on EAN
VLT® AQUA Drive FC 200 18.5 KW / 25 HP, 380 - 480 VAC, IP21 / Type 1, RFI Class A1/B (C1), No brake chopper FC-202P18KT4E21H1XGXXXXSXXXXANBXCXXXXDX	134U3062	Buy on EAN
VLT® AutomationDrive FC 300 11 KW / 15 HP, 380 - 480 VAC, IP21 / Type 1, RFI Class A1/B (C1), No brake chopper Further options according to typecode	131B3614	Buy on EAN
VLT® AutomationDrive FC 300 45 KW / 60 HP, 380 - 500 VAC, IP20 / Chassis, RFI Class A2 (C3), No brake chopper Further options according to typecode	131G6806	Buy on EAN
VLT® AutomationDrive FC 300 11 KW / 15 HP, 380 - 480 VAC, IP21 / Type 1, RFI Class A2 (C3), No brake chopper Further options according to typecode	131B3618	Buy on EAN
VLT® AutomationDrive FC 300 3.0 KW / 4.0 HP, 380 - 500 VAC, IP20 / Chassis, RFI Class A2 (C3), No brake chopper Further options according to typecode	131B3125	Buy on EAN
VLT® AutomationDrive FC 300 5.5 KW / 7.5 HP, 380 - 500 VAC, IP20 / Chassis, RFI Class A2 (C3), Brake chopper Further options according to typecode	131B1905	Buy on EAN
VLT® AutomationDrive FC 300 15 KW / 20 HP, 380 - 480 VAC, IP20 / Chassis, RFI Class A1/B (C1), No brake chopper Further options according to typecode	131H0230	Buy on EAN

VLT® HVAC Drive FC 102 55 KW / 75 HP, 380 - 480 VAC, No brake chopper, IP21 / Type 1, RFI Class A1/B (C1), No A Option, No B Option, Not coated PCB, No Mains Option FC-102P55KT4E21H1XGXXXXSXXXXAXBXCXXXXDX	131B6182	Buy on EAN
VLT® HVAC Drive FC 102 45 KW / 60 HP, 380 - 480 VAC, No brake chopper, IP21 / Type 1, RFI Class A1/B (C1), No A Option, No B Option, Not coated PCB, No Mains Option FC-102P45KT4E21H1XGXXXXSXXXXAXBXCXXXXDX	131B6184	Buy on EAN
VLT® AutomationDrive FC 300 30 KW / 40 HP, 380 - 500 VAC, IP21 / Type 1, RFI Class A1/B (C1), Brake chopper Further options according to typecode	131B9111	Buy on EAN
VLT® HVAC Drive FC 102 90 KW / 125 HP, 380 - 480 VAC, Safe Stop, IP20 / Chassis, RFI Class A1/B (C1), PROFIBUS DP MCA 101, No B Option, Coated PCB, No Mains Option FC-102P90KT4E20H1TGCXXXXSXXXXA0BXCXXXXD0	131N2472	Buy on EAN
VLT® HVAC Drive FC 102 7.5 KW / 10 HP, 380 - 480 VAC, Brake chopper + Safe stop, IP20 / Chassis, RFI Class A1/B (C1), No A Option, No B Option, Coated PCB, No Mains Option FC-102P7K5T4E20H1UGCXXXXSXXXXAXBXCXXXXDX	131F3239	Buy on EAN
VLT® HVAC Drive FC 102 4.0 KW / 5.5 HP, 380 - 480 VAC, Brake chopper + Safe stop, IP20 / Chassis, RFI Class A1/B (C1), No A Option, No B Option, Coated PCB, No Mains Option FC-102P4K0T4E20H1UGCXXXXSXXXXAXBXCXXXXDX	131F3238	Buy on EAN
VLT® AQUA Drive FC 200 15 KW / 20 HP, 380 - 480 VAC, IP20 / Chassis, RFI Class A2 (C3), No brake chopper FC-202P15KT4E20H2XXXXXSXXXXANBXCXXXXDX	131X4933	Buy on EAN
VLT® AQUA Drive FC 200 1.1 KW / 1.5 HP, 380 - 480 VAC, IP20 / Chassis, RFI Class A2 (C3), No brake chopper FC-202P1K1T4E20H2XXXXXSXXXXANBXCXXXXDX	131X4932	Buy on EAN
VLT® AQUA Drive FC 200 18.5 KW / 25 HP, 380 - 480 VAC, IP20 / Chassis, RFI Class A2 (C3), No brake chopper FC-202P18KT4E20H2XXXXXSXXXXANBXCXXXXDX	131X4934	Buy on EAN
VLT® AutomationDrive FC 300 2.2 KW / 3.0 HP, 380 - 500 VAC, IP20 / Chassis, RFI Class A1/B (C1), No brake chopper Further options according to typecode	131B6749	Buy on EAN
VLT® AutomationDrive FC 300 18.5 KW / 25 HP, 200 - 240 VAC, IP20 / Chassis, RFI Class A1/B (C1), No brake chopper Further options according to typecode	131H5355	Buy on EAN
VLT® AutomationDrive FC 300 4.0 KW / 5.5 HP, 380 - 500 VAC, IP20 / Chassis, RFI Class A1/B (C1), Brake chopper Further options according to typecode	131B7616	Buy on EAN
VLT® AutomationDrive FC 300 18.5 KW / 25 HP, 380 - 500 VAC, IP20 / Chassis, RFI Class A1/B (C1), No brake chopper Further options according to typecode	131H2822	Buy on EAN
VLT® AQUA Drive FC 200 55 KW / 75 HP, 380 - 480 VAC, IP21 / Type 1, RFI Class A2 (C3), No brake chopper FC-202P55KT4E21H2XGXXXXSXXXXA0BXCXXXXDX	131F6339	Buy on EAN
VLT® AutomationDrive FC 300 18.5 KW / 25 HP, 380 - 500 VAC, IP20 / Chassis, RFI Class A2 (C3), No brake chopper Further options according to typecode	131F7146	Buy on EAN

VLT® AutomationDrive FC 300 11 KW / 15 HP, 380 - 500 VAC, IP20 / Chassis, RFI Class A1/B (C1), No brake chopper Further options according to typecode	131F8792	Buy on EAN
VLT® AQUA Drive FC 200 37 KW / 50 HP, 380 - 480 VAC, IP21 / Type 1, RFI Class A2 (C3), No brake chopper FC-202P37KT4E21H2XGXXXXSXXXXA0BXCXXXXX	131F6335	Buy on EAN
VLT® AQUA Drive FC 200 315 KW / 450 HP, 380 - 480 VAC, IP21 / Type 1, RFI Class A2 (C3), No brake chopper FC-202P315T4E21H2XGCXXXXSXXXXAXB4CXXXXDX	131Z7627	Buy on EAN
VLT® AQUA Drive FC 200 7.5 KW / 10 HP, 380 - 480 VAC, IP20 / Chassis, RFI Class A2 (C3), No brake chopper FC-202P7K5T4E20H2XGXXXXSXXXXA0BXCXXXXDX	131F6331	Buy on EAN
VLT® AQUA Drive FC 200 7.5 KW / 10 HP, 380 - 480 VAC, IP55 / Type 12, RFI Class A2 (C3), No brake chopper FC-202P7K5T4E55H2XGXXXXSXXXXA0BXCXXXXDX	131F6330	Buy on EAN
VLT® AQUA Drive FC 200 3.0 KW / 4.0 HP, 380 - 480 VAC, IP20 / Chassis, RFI Class A2 (C3), No brake chopper FC-202P3K0T4E20H2XGXXXXSXXXXAXB4CXXXXDX	131H2626	Buy on EAN
VLT® AutomationDrive FC 300 22 KW / 30 HP, 380 - 500 VAC, IP66 / NEMA 4X, RFI Class A2 (C3), No brake chopper Further options according to typecode	131H2625	Buy on EAN
VLT® AQUA Drive FC 200 30 KW / 40 HP, 380 - 480 VAC, IP20 / Chassis, RFI Class A2 (C3), No brake chopper FC-202P30KT4E20H2XGXXXXSXXXXAXB4CXXXXDX	134N2721	Buy on EAN
VLT® HVAC Drive FC 102 110 KW / 150 HP, 380 - 480 VAC, No brake chopper, IP54/Type 12+main shield, RFI Class A2 (C3), No A Option, No B Option, Not coated PCB, Mains Disconnect + Fuse FC-102P110T4E5MH2XGX3XXSXXXXAXBXXXXDX	131F7829	Buy on EAN
VLT® HVAC Drive FC 102 7.5 KW / 10 HP, 200 - 240 VAC, No brake chopper, IP20 / Chassis, RFI Class A2 (C3), No A Option, No B Option, Not coated PCB, No Mains Option FC-102P7K5T2E20H2XGXXXXSXXXXAXBXXXXDX	131F5458	Buy on EAN
VLT® AutomationDrive FC 300 18.5 KW / 25 HP, 380 - 500 VAC, IP55 / Type 12, RFI Class A1/B (C1), No brake chopper Further options according to typecode	131B2052	Buy on EAN
VLT® AQUA Drive FC 200 18.5 KW / 25 HP, 380 - 480 VAC, IP20 / Chassis, RFI Class A2 (C3), No brake chopper FC-202P18KT4E20H2XXXXXSXXXXA0BXCXXXXX	131H3717	Buy on EAN
VLT® AutomationDrive FC 300 3.0 KW / 4.0 HP, 380 - 500 VAC, IP20 / Chassis, RFI Class A1/B (C1), Brake chopper Further options according to typecode	131B7807	Buy on EAN
VLT® AQUA Drive FC 200 18.5 KW / 25 HP, 380 - 480 VAC, IP20 / Chassis, RFI Class A1/B (C1), Safe Stop FC-202P18KT4E20H1TGXXXXSXXXXAXBXXXXDX	131F9826	Buy on EAN
VLT® AQUA Drive FC 200 7.5 KW / 10 HP, 380 - 480 VAC, IP20 / Chassis, RFI Class A2 (C3), Safe Stop FC-202P7K5T4E20H2TXXXXXSXXXXALBXXXXDX	134L5889	Buy on EAN

VLT® HVAC Drive FC 102 55 KW / 75 HP, 380 - 480 VAC, No brake chopper, IP55 / Type 12, RFI Class A1/B (cable len)(C1), PROFIBUS DP MCA 101, No B Option, Not coated PCB, No Mains Option FC-102P55KT4E55H3XGXXXXSXXXXA0BXCXXXXDX	131F6489	Buy on EAN
VLT® AutomationDrive FC 300 15 KW / 20 HP, 380 - 500 VAC, IP20 / Chassis, RFI Class A1/B (C1), No brake chopper Further options according to typecode	131F8424	Buy on EAN
VLT® AutomationDrive FC 300 15 KW / 20 HP, 200 - 240 VAC, IP21 / Type 1, RFI Class A2 (C3), Brake chopper Further options according to typecode	131B8967	Buy on EAN
VLT® HVAC Drive FC 102 37 KW / 50 HP, 380 - 480 VAC, No brake chopper, IP20 / Chassis, RFI Class A1/B (C1), PROFIBUS DP MCA 101, No B Option, Not coated PCB, No Mains Option FC-102P37KT4E20H1XGXXXXSXXXXA0BXCXXXXDX	131H4597	Buy on EAN
VLT® AutomationDrive FC 300 400 KW / 550 HP, 380 - 500 VAC, IP00 / Chassis, RFI Class A2 (C3), Brake chopper Further options according to typecode	131F3300	Buy on EAN
VLT® AutomationDrive FC 300 15 KW / 20 HP, 380 - 500 VAC, IP21 / Type 1, RFI Class A1/B (C1), Brake chopper Further options according to typecode	131B3205	Buy on EAN
VLT® HVAC Drive FC 102 11 KW / 15 HP, 200 - 240 VAC, No brake chopper, IP20 / Chassis, RFI Class A2 (C3), No A Option, No B Option, Not coated PCB, No Mains Option FC-102P11KT2E20H2XGXXXXSXXXXAXBXCXXXXDX	131F5460	Buy on EAN
VLT® AutomationDrive FC 300 450 KW / 600 HP, 380 - 500 VAC, IP21 / Type 1, RFI Class A2 (C3), No brake chopper Further options according to typecode	131F8363	Buy on EAN
VLT® AQUA Drive FC 200 75 KW / 100 HP, 380 - 480 VAC, IP20 / Chassis, RFI Class A1/B (C1), No brake chopper FC-202P75KT4E20H1XGXXXXSXXXXAXBXCXXXXDX	131F6661	Buy on EAN
VLT® AQUA Drive FC 200 200 KW / 300 HP, 380 - 480 VAC, IP54 / Type 12, RFI Class A2 (C3), No brake chopper FC-202N200T4E54H2XGCXXXSXXXXA0BXCXXXXDX	134H3227	Buy on EAN
VLT® AQUA Drive FC 200 90 KW / 125 HP, 380 - 480 VAC, IP20 / Chassis, RFI Class A1/B (C1), No brake chopper FC-202P90KT4E20H1XGCXXXSXXXXAXBXCXXXXDX	131F6665	Buy on EAN
VLT® AQUA Drive FC 200 11 KW / 15 HP, 380 - 480 VAC, IP55 / Type 12, RFI Class A1/B (C1), Safe Stop FC-202P11KT4E55H1TGCXXXSXXXXA0BXCXXXXDX	131G2819	Buy on EAN
VLT® AQUA Drive FC 200 90 KW / 125 HP, 380 - 480 VAC, IP20 / Chassis, RFI Class A1/B (C1), No brake chopper FC-202P90KT4E20H1XGXXXXSXXXXAXBXCXXXXDX	131F6666	Buy on EAN
VLT® HVAC Drive FC 102 450 KW / 600 HP, 380 - 480 VAC, No brake chopper, IP21 / Type 1, RFI Class A2 (C3), PROFIBUS DP MCA 101, No B Option, Coated PCB, No Mains Option FC-102P450T4E21H2XGCXXXSXXXXA0BXCXXXXDX	134F7184	Buy on EAN
VLT® AQUA Drive FC 200 160 KW / 250 HP, 380 - 480 VAC, IP00 / Chassis, RFI Class A2 (C3), No brake chopper FC-202P160T4E00H2XGXXXXSXXXXAXBXCXXXXDX	131B9381	Buy on EAN

VLT® HVAC Drive FC 102 22 KW / 30 HP, 200 - 240 VAC, No brake chopper, IP21 / Type 1, RFI Class A2 (C3), No A Option, No B Option, Not coated PCB, No Mains Option FC-102P22KT2E21H2XGXXXXSXXXXAXBXCXXXXDX	131B8707	Buy on EAN
VLT® AQUA Drive FC 200 160 KW / 250 HP, 380 - 480 VAC, IP54 / Type 12, RFI Class A2 (C3), No brake chopper FC-202P160T4E54H2XGXXXXSXXXXAXBXCXXXXDX	131B9385	Buy on EAN
VLT® AutomationDrive FC 300 5.5 KW / 7.5 HP, 380 - 500 VAC, IP66 / NEMA 4X, RFI Class A1/B (C1), No brake chopper Further options according to typecode	131B6359	Buy on EAN
VLT® HVAC Drive FC 102 11 KW / 15 HP, 380 - 480 VAC, No brake chopper, IP21 / Type 1, RFI Class A2 (C3), PROFIBUS DP MCA 101, No B Option, Not coated PCB, No Mains Option FC-102P11KT4E21H2XGXXXXSXXXXA0BXCXXXXDX	131F6462	Buy on EAN
VLT® AQUA Drive FC 200 200 KW / 300 HP, 380 - 480 VAC, IP21 / Type 1, RFI class A1 (C2), No brake chopper FC-202P200T4E21H4XGXXXXSXXXXAXBXCXXXXDX	131B9389	Buy on EAN
VLT® AutomationDrive FC 300 55 KW / 75 HP, 380 - 500 VAC, IP20 / Chassis, RFI Class A2 (C3), No brake chopper Further options according to typecode	131G2492	Buy on EAN
VLT® AutomationDrive FC 300 90 KW / 125 HP, 380 - 500 VAC, IP00 / Chassis, RFI class A1 (C2), Brake chopper Further options according to typecode	131B8492	Buy on EAN
VLT® AutomationDrive FC 300 55 KW / 75 HP, 380 - 500 VAC, IP55 / Type 12, RFI Class A1/B (C1), No brake chopper Further options according to typecode	131B8675	Buy on EAN
VLT® AutomationDrive FC 300 11 KW / 15 HP, 380 - 500 VAC, IP21 / Type 1, RFI Class A1/B (C1), Brake chopper Further options according to typecode	131B1558	Buy on EAN
VLT® AutomationDrive FC 300 15 KW / 20 HP, 380 - 500 VAC, IP20 / Chassis, RFI Class A2 (C3), Brake chopper Further options according to typecode	131G3651	Buy on EAN
VLT® AQUA Drive FC 200 75 KW / 100 HP, 380 - 480 VAC, IP20 / Chassis, RFI Class A2 (C3), No brake chopper FC-202P75KT4E20H2XGXXXXSXXXXA0BXCXXXXDX	131H3809	Buy on EAN
VLT® HVAC Drive FC 102 250 KW / 350 HP, 380 - 480 VAC, Safe Stop, IP54 / Type 12, RFI Class A2 (C3), PROFIBUS DP MCA 101, MCB-114 VLT Sensor Input, Coated PCB, Mains Disconnect + Fuse FC-102N250T4E54H2TGC3XSXXXXA0B4CXXXXD0	134N7585	Buy on EAN
VLT® HVAC Drive FC 102 132 KW / 200 HP, 380 - 480 VAC, Safe Stop, IP00 / Chassis, RFI Class A2 (C3), No A Option, No B Option, Not coated PCB, No Mains Option FC-102P132T4E00H2TGXXXXSXXXXAXBXCXXXXDX	131L2592	Buy on EAN
VLT® AutomationDrive FC 300 22 KW / 30 HP, 380 - 500 VAC, IP55 / Type 12, RFI Class A1/B (C1), No brake chopper Further options according to typecode	131B5189	Buy on EAN
VLT® HVAC Drive FC 102 90 KW / 125 HP, 380 - 480 VAC, No brake chopper, IP20 / Chassis, RFI Class A2 (C3), PROFINET MCA 120, No B Option, Not coated PCB, No Mains Option FC-102P90KT4E20H2XGXXXXSXXXXALBXCXXXXDX	134H6311	Buy on EAN

VLT® AQUA Drive FC 200 250 KW / 350 HP, 380 - 480 VAC, IP54 / Type 12, RFI Class A2 (C3), No brake chopper FC-202N250T4E54H2XGCXXXSXXXAXBXXXXX	134F4185	Buy on EAN
VLT® AQUA Drive FC 200 11 KW / 15 HP, 380 - 480 VAC, IP20 / Chassis, RFI Class A1/B (C1), No brake chopper FC-202P11KT4E20H1XGXXXSXXXAXBXXXXX	131F6639	Buy on EAN
VLT® AutomationDrive FC 300 5.5 KW / 7.5 HP, 380 - 500 VAC, IP20 / Chassis, RFI Class A2 (C3), No brake chopper Further options according to typecode	131B3141	Buy on EAN
VLT® AutomationDrive FC 300 11 KW / 15 HP, 380 - 480 VAC, IP20 / Chassis, RFI Class A2 (C3), No brake chopper Further options according to typecode	131H1398	Buy on EAN
VLT® AutomationDrive FC 300 7.5 KW / 10 HP, 380 - 480 VAC, IP55 / Type 12, RFI Class A2 (C3), No brake chopper Further options according to typecode	131B2982	Buy on EAN
VLT® AQUA Drive FC 200 30 KW / 40 HP, 380 - 480 VAC, IP21 / Type 1, RFI Class A1/B (C1), No brake chopper FC-202P30KT4E21H1XGXXXSXXXA0BXXXXX	131F6736	Buy on EAN
VLT® AQUA Drive FC 200 45 KW / 60 HP, 380 - 480 VAC, IP20 / Chassis, RFI Class A2 (C3), No brake chopper FC-202P45KT4E20H2XGXXXSXXXA0BXXXXX	131H5719	Buy on EAN
VLT® AutomationDrive FC 300 0.37 KW / 0.50 HP, 380 - 500 VAC, IP20 / Chassis, RFI Class A1/B (C1), No brake chopper Further options according to typecode	131B0103	Buy on EAN
VLT® AQUA Drive FC 200 30 KW / 40 HP, 380 - 480 VAC, IP20 / Chassis, RFI Class A2 (C3), No brake chopper FC-202P30KT4E20H2XXXXSXXXA0BXXXXX	131H5712	Buy on EAN
VLT® HVAC Drive FC 102 22 KW / 30 HP, 380 - 480 VAC, No brake chopper, IP55 / Type 12, RFI Class A1/B (C1), PROFINET MCA 120, No B Option, Not coated PCB, No Mains Option FC-102P22KT4E55H1XGXXXSXXXALBXXXXX	131Z0855	Buy on EAN
VLT® AQUA Drive FC 200 37 KW / 50 HP, 380 - 480 VAC, IP20 / Chassis, RFI Class A2 (C3), No brake chopper FC-202P37KT4E20H2XGXXXSXXXA0BXXXXX	131H5716	Buy on EAN
VLT® AutomationDrive FC 300 450 KW / 600 HP, 380 - 500 VAC, IP54 / Type 12, RFI Class A2 (C3), No brake chopper Further options according to typecode	131H0872	Buy on EAN
VLT® AutomationDrive FC 300 22 KW / 30 HP, 380 - 480 VAC, IP21 / Type 1, RFI Class A1/B (C1), Brake chopper Further options according to typecode	131H1878	Buy on EAN
VLT® AutomationDrive FC 300 3.0 KW / 4.0 HP, 380 - 480 VAC, IP20 / Chassis, RFI Class A1/B (C1), No brake chopper Further options according to typecode	131B1298	Buy on EAN
VLT® HVAC Drive FC 102 200 KW / 300 HP, 380 - 480 VAC, No brake chopper, IP54 / Type 12, LHD - AAF006 filter + A2 RFI, No A Option, No B Option, Coated PCB, Mains Disconnect + Fuse FC-102P200T4E54N2XGC3XXSXXXAXBXXXXX	134F1295	Buy on EAN
VLT® AutomationDrive FC 300 2.2 KW / 3.0 HP, 380 - 480 VAC, IP20 / Chassis, RFI Class A1/B (C1), No brake chopper Further options according to typecode	131B1297	Buy on EAN

VLT® HVAC Drive FC 102 315 KW / 450 HP, 380 - 480 VAC, Safe Stop, IP00 / Chassis, RFI Class A2 (C3), No A Option, No B Option, Coated PCB, No Mains Option FC-102P315T4E00H2TGCXXXSXXXAXBXCXXXDX	131H1874	Buy on EAN
VLT® AQUA Drive FC 200 160 KW / 250 HP, 380 - 480 VAC, IP00 / Chassis, RFI Class A2 (C3), No brake chopper FC-202P160T4E00H2XGCXXXSXXXAXBXCXXXDX	131F4227	Buy on EAN
VLT® AutomationDrive FC 300 1.1 KW / 1.5 HP, 380 - 500 VAC, IP20 / Chassis, RFI Class A1/B (C1), Brake chopper Further options according to typecode	131B0587	Buy on EAN
VLT® AutomationDrive FC 300 1.5 KW / 2.0 HP, 380 - 500 VAC, IP20 / Chassis, RFI Class A2 (C3), No brake chopper Further options according to typecode	131B0580	Buy on EAN
VLT® AutomationDrive FC 300 2.2 KW / 3.0 HP, 380 - 500 VAC, IP20 / Chassis, RFI Class A2 (C3), No brake chopper Further options according to typecode	131B0581	Buy on EAN
VLT® AQUA Drive FC 200 160 KW / 250 HP, 380 - 480 VAC, IP21 / Type 1, RFI class A1 (C2), No brake chopper FC-202P160T4E21H4XGCXXXSXXXAXBXCXXXDX	131F4229	Buy on EAN
VLT® AutomationDrive FC 300 2.2 KW / 3.0 HP, 380 - 500 VAC, IP20 / Chassis, RFI Class A1/B (C1), Brake chopper Further options according to typecode	131B0589	Buy on EAN
VLT® AQUA Drive FC 200 7.5 KW / 10 HP, 380 - 480 VAC, IP55 / Type 12, RFI Class A1/B (C1), Safe Stop FC-202P7K5T4E55H1TGCXXXSXXXA0BXCXXXDX	131G5940	Buy on EAN
VLT® AutomationDrive FC 300 0.75 KW / 1.0 HP, 380 - 480 VAC, IP20 / Chassis, RFI Class A1/B (C1), No brake chopper Further options according to typecode	131B0743	Buy on EAN
VLT® AutomationDrive FC 300 1.1 KW / 1.5 HP, 380 - 480 VAC, IP20 / Chassis, RFI Class A2 (C3), No brake chopper Further options according to typecode	131B0745	Buy on EAN
VLT® AutomationDrive FC 300 1.5 KW / 2.0 HP, 380 - 480 VAC, IP20 / Chassis, RFI Class A1/B (C1), Brake chopper Further options according to typecode	131B0746	Buy on EAN
VLT® AutomationDrive FC 300 1.5 KW / 2.0 HP, 380 - 480 VAC, IP20 / Chassis, RFI Class A1/B (C1), No brake chopper Further options according to typecode	131B0747	Buy on EAN
VLT® AutomationDrive FC 300 1.5 KW / 2.0 HP, 380 - 480 VAC, IP20 / Chassis, RFI Class A2 (C3), Brake chopper Further options according to typecode	131B0748	Buy on EAN
VLT® HVAC Drive FC 102 37 KW / 50 HP, 380 - 480 VAC, No brake chopper, IP20 / Chassis, RFI Class A2 (C3), EtherNet/IP MCA 121, No B Option, Not coated PCB, No Mains Option FC-102P37KT4E20H2XGXXXSXXXANBXCXXXDX	134H1589	Buy on EAN
VLT® AutomationDrive FC 300 4.0 KW / 5.5 HP, 380 - 480 VAC, IP20 / Chassis, RFI Class A2 (C3), No brake chopper Further options according to typecode	131B1345	Buy on EAN
VLT® AutomationDrive FC 300 11 KW / 15 HP, 380 - 500 VAC, IP55 / Type 12, RFI Class A1/B (C1), No brake chopper Further options according to typecode	131B1612	Buy on EAN

VLT® AutomationDrive FC 300 160 KW / 250 HP, 380 - 500 VAC, IP54 / Type 12, RFI Class A2 (C3), No brake chopper Further options according to typecode	131B6858	Buy on EAN
VLT® AutomationDrive FC 300 15 KW / 20 HP, 380 - 500 VAC, IP55 / Type 12, RFI Class A1/B (C1), No brake chopper Further options according to typecode	131B1755	Buy on EAN
VLT® AutomationDrive FC 300 7.5 KW / 10 HP, 380 - 500 VAC, IP20 / Chassis, RFI Class A2 (C3), No brake chopper Further options according to typecode	131B0101	Buy on EAN
VLT® AutomationDrive FC 300 1.5 KW / 2.0 HP, 380 - 500 VAC, IP20 / Chassis, RFI Class A1/B (C1), No brake chopper Further options according to typecode	131B2520	Buy on EAN
VLT® AutomationDrive FC 300 15 KW / 20 HP, 380 - 500 VAC, IP20 / Chassis, RFI Class A1/B (C1), No brake chopper Further options according to typecode	131F8887	Buy on EAN
VLT® AutomationDrive FC 300 15 KW / 20 HP, 380 - 500 VAC, IP20 / Chassis, RFI Class A2 (C3), No brake chopper Further options according to typecode	131F8886	Buy on EAN
VLT® HVAC Drive FC 102 5.5 KW / 7.5 HP, 380 - 480 VAC, No brake chopper, IP55 / Type 12, RFI Class A2 (C3), No A Option, No B Option, Not coated PCB, No Mains Option FC-102P5K5T4E55H2XXXXXSXXXXAXBXCXXXXDX	131H6261	Buy on EAN
VLT® AutomationDrive FC 300 22 KW / 30 HP, 380 - 500 VAC, IP21 / Type 1, RFI Class A1/B (C1), No brake chopper Further options according to typecode	131B4590	Buy on EAN
VLT® HVAC Drive FC 102 37 KW / 50 HP, 380 - 480 VAC, Brake chopper + Safe stop, IP20 / Chassis, RFI Class A1/B (C1), No A Option, No B Option, Coated PCB, Loadsharing FC-102P37KT4E20H1UGCDXXSXXXXAXBXCXXXXDX	131N0039	Buy on EAN
VLT® HVAC Drive FC 102 7.5 KW / 10 HP, 380 - 480 VAC, Safe Stop, IP20 / Chassis, RFI Class A2 (C3), PROFIBUS DP MCA 101, No B Option, Not coated PCB, No Mains Option FC-102P7K5T4E20H2TGXXXXSXXXXA0BXCXXXXDX	131L1453	Buy on EAN
VLT® AQUA Drive FC 200 11 KW / 15 HP, 200 - 240 VAC, IP21 / Type 1, RFI Class A2 (C3), No brake chopper FC-202P11KT2E21H2XGXXXXSXXXXAXBXCXXXXDX	131B9256	Buy on EAN
VLT® HVAC Drive FC 102 132 KW / 200 HP, 380 - 480 VAC, No brake chopper, IP21 / Type 1, RFI Class A2 (C3), PROFIBUS DP MCA 101, No B Option, Not coated PCB, No Mains Option FC-102P132T4E21H2XGXXXXSXXXXA0BXCXXXXDX	131G0396	Buy on EAN
VLT® HVAC Drive FC 102 110 KW / 150 HP, 380 - 480 VAC, No brake chopper, IP54 / Type 12, RFI Class A2 (C3), No A Option, No B Option, Coated PCB, No Mains Option FC-102P110T4E54H2XGCXXXXSXXXXAXBXCXXXXDX	131H7885	Buy on EAN
VLT® HVAC Drive FC 102 90 KW / 125 HP, 380 - 480 VAC, Brake chopper, IP55 / Type 12, RFI Class A1/B (C1), PROFIBUS DP MCA 101, No B Option, Not coated PCB, No Mains Option FC-102P90KT4E55H1BGXXXXSXXXXA0BXCXXXXDX	131H6940	Buy on EAN
VLT® AQUA Drive FC 200 110 KW / 150 HP, 380 - 480 VAC, IP54 / Type 12, RFI Class A2 (C3), No brake chopper FC-202P110T4E54H2XGXXXXSXXXXAXBXCXXXXDX	131G1864	Buy on EAN

VLT® AutomationDrive FC 300 5.5 KW / 7.5 HP, 380 - 500 VAC, IP20 / Chassis, RFI Class A2 (C3), No brake chopper Further options according to typecode	131B0102	Buy on EAN
VLT® AutomationDrive FC 300 1.5 KW / 2.0 HP, 380 - 480 VAC, IP20 / Chassis, RFI Class A1/B (C1), No brake chopper Further options according to typecode	131B5423	Buy on EAN
VLT® AutomationDrive FC 300 4.0 KW / 5.5 HP, 380 - 500 VAC, IP20 / Chassis, RFI Class A2 (C3), No brake chopper Further options according to typecode	131B0100	Buy on EAN
VLT® AutomationDrive FC 300 0.75 KW / 1.0 HP, 380 - 480 VAC, IP20 / Chassis, RFI Class A1/B (C1), No brake chopper Further options according to typecode	131B5421	Buy on EAN
VLT® AutomationDrive FC 300 7.5 KW / 10 HP, 380 - 480 VAC, IP20 / Chassis, RFI Class A1/B (C1), No brake chopper Further options according to typecode	131B5427	Buy on EAN
VLT® HVAC Drive FC 102 22 KW / 30 HP, 380 - 480 VAC, No brake chopper, IP55 / Type 12, RFI Class A1/B (C1), No A Option, MCB-101 General purp. I/O, Not coated PCB, No Mains Option FC-102P22KT4E55H1XGXXXXXXXAXBKXXXXDX	131F1560	Buy on EAN
VLT® AutomationDrive FC 300 18.5 KW / 25 HP, 380 - 500 VAC, IP21 / Type 1, RFI Class A1/B (C1), No brake chopper Further options according to typecode	131B1984	Buy on EAN
VLT® AQUA Drive FC 200 18.5 KW / 25 HP, 380 - 480 VAC, IP20 / Chassis, RFI Class A2 (C3), No brake chopper FC-202P18KT4E20H2XGCXXXXXXXAXBYCXXXXD0	131L0206	Buy on EAN
VLT® AutomationDrive FC 300 1.5 KW / 2.0 HP, 380 - 500 VAC, IP55 / Type 12, RFI Class A1/B (C1), Brake chopper Further options according to typecode	131B1764	Buy on EAN
VLT® HVAC Drive FC 102 90 KW / 125 HP, 380 - 480 VAC, No brake chopper, IP55 / Type 12, RFI Class A1/B (cable len)(C1), No A Option, No B Option, Not coated PCB, No Mains Option FC-102P90KT4E55H3XGXXXXXXXAXBKXXXXDX	131F1568	Buy on EAN
VLT® AQUA Drive FC 200 37 KW / 50 HP, 380 - 480 VAC, IP55 / Type 12, RFI Class A2 (C3), No brake chopper FC-202P37KT4E55H2XGDXXXXXXXXAXBKXXXXDX	134U5824	Buy on EAN
VLT® AQUA Drive FC 200 30 KW / 40 HP, 380 - 480 VAC, IP20 / Chassis, RFI Class A2 (C3), No brake chopper FC-202P30KT4E20H2XGXXXXXXXAXBKXXXXDX	131G0401	Buy on EAN
VLT® AutomationDrive FC 300 132 KW / 200 HP, 380 - 500 VAC, IP21 / Type 1, RFI Class A2 (C3), No brake chopper Further options according to typecode	131H7484	Buy on EAN
VLT® AutomationDrive FC 300 7.5 KW / 10 HP, 380 - 500 VAC, IP20 / Chassis, RFI Class A2 (C3), Brake chopper Further options according to typecode	131B5608	Buy on EAN
VLT® AQUA Drive FC 200 110 KW / 150 HP, 380 - 480 VAC, IP21 / Type 1, RFI Class A2 (C3), No brake chopper FC-202P110T4E21H2XGXXXXXXXA0BXCXXXXDX	131G0409	Buy on EAN
VLT® AQUA Drive FC 200 160 KW / 250 HP, 380 - 480 VAC, IP20 / Chassis, RFI Class A2 (C3), Safe Stop FC-202N160T4E20H2TGCXXXXXXXA0BXCXXXXD0	134H5922	Buy on EAN

VLT® AQUA Drive FC 200 132 KW / 200 HP, 380 - 480 VAC, IP54 / Type 12, RFI class A1 (C2), No brake chopper FC-202P132T4E54H4XGXXXXSXXXXANBXCXXXXDX	131L4781	Buy on EAN
VLT® AutomationDrive FC 300 1.5 KW / 2.0 HP, 380 - 500 VAC, IP20 / Chassis, RFI Class A1/B (C1), Brake chopper Further options according to typecode	131B3862	Buy on EAN
VLT® AutomationDrive FC 300 2.2 KW / 3.0 HP, 380 - 500 VAC, IP20 / Chassis, RFI Class A1/B (C1), Brake chopper Further options according to typecode	131B3863	Buy on EAN
VLT® AQUA Drive FC 200 1.5 KW / 2.0 HP, 380 - 480 VAC, IP20 / Chassis, RFI Class A1/B (C1), No brake chopper FC-202P1K5T4E20H1XGCXXXSXXXXAXBXCXXXXDX	131F3949	Buy on EAN
VLT® AQUA Drive FC 200 3.0 KW / 4.0 HP, 380 - 480 VAC, IP55 / Type 12, RFI Class A1/B (cable len)(C1), No brake chopper FC-202P3K0T4E55H3XGXXXXSXXXXA0BXCXXXXDX	131F9361	Buy on EAN
VLT® AQUA Drive FC 200 3.0 KW / 4.0 HP, 380 - 480 VAC, IP20 / Chassis, RFI Class A1/B (cable len)(C1), No brake chopper FC-202P3K0T4E20H3XGXXXXSXXXXA0BXCXXXXDX	131F9362	Buy on EAN
VLT® AQUA Drive FC 200 1.1 KW / 1.5 HP, 380 - 480 VAC, IP55 / Type 12, RFI Class A2 (C3), No brake chopper FC-202P1K1T4E55H2XGCXXXSXXXXAXBXCXXXXDX	131F3943	Buy on EAN
VLT® AutomationDrive FC 300 0.75 KW / 1.0 HP, 380 - 480 VAC, IP20 / Chassis A1 Frame, RFI Class A2 (C3), No brake chopper Further options according to typecode	131H1479	Buy on EAN
VLT® AQUA Drive FC 200 55 KW / 75 HP, 380 - 480 VAC, IP55 / Type 12, RFI Class A2 (C3), No brake chopper FC-202P55KT4E55H2XGXXXXSXXXXAXBXCXXXXDX	131G1660	Buy on EAN
VLT® HVAC Drive FC 102 22 KW / 30 HP, 380 - 480 VAC, No brake chopper, IP66 / NEMA 4X, RFI Class A1/B (C1), LonWorks MCA 108, No B Option, Coated PCB, No Mains Option FC-102P22KT4E66H1XNCXXXSXXXXAGBXCXXXXDX	134N8101	Buy on EAN
VLT® HVAC Drive FC 102 15 KW / 20 HP, 380 - 480 VAC, No brake chopper, IP55 / Type 12, RFI Class A1/B (C1), PROFIBUS DP MCA 101, No B Option, Not coated PCB, No Mains Option FC-102P15KT4E55H1XGXXXXSXXXXA0BXCXXXXDX	131B9567	Buy on EAN
VLT® AQUA Drive FC 200 45 KW / 60 HP, 380 - 480 VAC, IP20 / Chassis, RFI Class A2 (C3), Safe Stop FC-202P45KT4E20H2TGXXXXSXXXXAXBXCXXXXDX	131L3984	Buy on EAN
VLT® AQUA Drive FC 200 2.2 KW / 3.0 HP, 380 - 480 VAC, IP20 / Chassis, RFI Class A2 (C3), No brake chopper FC-202P2K2T4E20H2XGXXXXSXXXXALBXCXXXXDX	131X3309	Buy on EAN
VLT® AutomationDrive FC 300 45 KW / 60 HP, 380 - 500 VAC, IP21 / Type 1, RFI Class A1/B (C1), No brake chopper Further options according to typecode	131B6480	Buy on EAN
VLT® AutomationDrive FC 300 2.2 KW / 3.0 HP, 380 - 480 VAC, IP20 / Chassis, RFI Class A2 (C3), No brake chopper Further options according to typecode	131B0966	Buy on EAN

VLT® AutomationDrive FC 300 2.2 KW / 3.0 HP, 380 - 480 VAC, IP20 / Chassis, RFI Class A1/B (C1), No brake chopper Further options according to typecode	131B0968	Buy on EAN
VLT® AutomationDrive FC 300 2.2 KW / 3.0 HP, 380 - 480 VAC, IP20 / Chassis, RFI Class A1/B (C1), No brake chopper Further options according to typecode	131B0969	Buy on EAN
VLT® AQUA Drive FC 200 15 KW / 20 HP, 380 - 480 VAC, IP20 / Chassis, RFI Class A2 (C3), No brake chopper FC-202P15KT4E20H2XNXXXXSXXXXA4BXCXXXXDX	131G1448	Buy on EAN
VLT® HVAC Drive FC 102 45 KW / 60 HP, 380 - 480 VAC, No brake chopper, IP55 / Type 12, RFI Class A2 (C3), No A Option, MCB-101 General purp. I/O, Not coated PCB, No Mains Option FC-102P45KT4E55H2XGXXXXSXXXXAXBKXXXXDX	131F7329	Buy on EAN
VLT® HVAC Drive FC 102 3.0 KW / 4.0 HP, 380 - 480 VAC, No brake chopper, IP20 / Chassis, RFI Class A2 (C3), No A Option, No B Option, Coated PCB, No Mains Option FC-102P3K0T4E20H2XGCXXXSXXXXAXBKXXXXDX	131B4241	Buy on EAN
VLT® HVAC Drive FC 102 22 KW / 30 HP, 380 - 480 VAC, No brake chopper, IP55 / Type 12, RFI Class A2 (C3), No A Option, MCB-101 General purp. I/O, Not coated PCB, No Mains Option FC-102P22KT4E55H2XGXXXXSXXXXAXBKXXXXDX	131F7326	Buy on EAN
VLT® HVAC Drive FC 102 5.5 KW / 7.5 HP, 380 - 480 VAC, No brake chopper, IP20 / Chassis, RFI Class A2 (C3), No A Option, No B Option, Coated PCB, No Mains Option FC-102P5K5T4E20H2XGCXXXSXXXXAXBKXXXXDX	131B4243	Buy on EAN
VLT® AutomationDrive FC 300 55 KW / 75 HP, 380 - 480 VAC, IP20 / Chassis, RFI Class A2 (C3), No brake chopper Further options according to typecode	131H2652	Buy on EAN
VLT® AQUA Drive FC 200 15 KW / 20 HP, 380 - 480 VAC, IP20 / Chassis, RFI Class A2 (C3), No brake chopper FC-202P15KT4E20H2XNXXXXSXXXXA0BXCXXXXDX	131G1445	Buy on EAN
VLT® AQUA Drive FC 200 7.5 KW / 10 HP, 380 - 480 VAC, IP66 / NEMA 4X, RFI Class A2 (C3), Safe Stop FC-202P7K5T4E66H2TGXXXXSXXXXAXBKXXXXDX	131L4172	Buy on EAN
VLT® HVAC Drive FC 102 250 KW / 350 HP, 380 - 480 VAC, No brake chopper, IP54 / Type 12, RFI Class A2 (C3), No A Option, No B Option, Coated PCB, No Mains Option FC-102P250T4E54H2XGCXXXSXXXXAXBKXXXXDX	131L0189	Buy on EAN
VLT® HVAC Drive FC 102 11 KW / 15 HP, 380 - 480 VAC, No brake chopper, IP55 / Type 12, RFI Class A1/B (C1), LonWorks MCA 108, No B Option, Not coated PCB, No Mains Option FC-102P11KT4E55H1XGXXXXSXXXXAGBXXXXDX	131F0417	Buy on EAN
VLT® HVAC Drive FC 102 1.5 KW / 2.0 HP, 380 - 480 VAC, No brake chopper, IP55 / Type 12, RFI Class A1/B (C1), LonWorks MCA 108, No B Option, Not coated PCB, No Mains Option FC-102P1K5T4E55H1XGXXXXSXXXXAGBXXXXDX	131F0418	Buy on EAN

VLT® AQUA Drive FC 200 5.5 KW / 7.5 HP, 380 - 480 VAC, IP55 / Type12 Backplate, RFI Class A1/B (C1), No brake chopper FC-202P5K5T4P55H1XGXXXXSXXXXAXBXCXXXXDX	131F1411	Buy on EAN
VLT® HVAC Drive FC 102 250 KW / 350 HP, 380 - 480 VAC, No brake chopper, IP20 / Chassis, RFI class A1 (C2), No A Option, MCB-109 I/O, RTC Back-up, Coated PCB, No Mains Option FC-102N250T4E20H4XGCXXXXSXXXXAXB0CXXXXDX	134L3340	Buy on EAN
VLT® AutomationDrive FC 300 0.75 KW / 1.0 HP, 380 - 500 VAC, IP20 / Chassis, RFI Class A2 (C3), No brake chopper Further options according to typecode	131B5601	Buy on EAN
VLT® AutomationDrive FC 300 5.5 KW / 7.5 HP, 380 - 500 VAC, IP55 / Type 12, RFI Class A1/B (C1), No brake chopper Further options according to typecode	131B3281	Buy on EAN
VLT® AutomationDrive FC 300 7.5 KW / 10 HP, 380 - 500 VAC, IP55 / Type 12, RFI Class A1/B (C1), No brake chopper Further options according to typecode	131B3282	Buy on EAN
VLT® AQUA Drive FC 200 11 KW / 15 HP, 380 - 480 VAC, IP20 / Chassis, RFI Class A1/B (cable len)(C1), No brake chopper FC-202P11KT4E20H3XGXXXXSXXXXA0BXCXXXXDX	131F9050	Buy on EAN
VLT® AutomationDrive FC 300 0.75 KW / 1.0 HP, 200 - 240 VAC, IP20 / Chassis, RFI Class A1/B (C1), No brake chopper Further options according to typecode	131U6550	Buy on EAN
VLT® AutomationDrive FC 300 0.37 KW / 0.50 HP, 200 - 240 VAC, IP20 / Chassis, RFI Class A1/B (C1), No brake chopper Further options according to typecode	131U6552	Buy on EAN
VLT® HVAC Drive FC 102 250 KW / 350 HP, 380 - 480 VAC, No brake chopper, IP21 / Type 1, RFI Class A2 (C3), No A Option, No B Option, Coated PCB, Fuse FC-102P250T4E21H2XGC7XXSXXXXAXBXCXXXXDX	131H8412	Buy on EAN
VLT® AutomationDrive FC 300 7.5 KW / 10 HP, 380 - 500 VAC, IP20 / Chassis, RFI Class A1/B (C1), Brake chopper Further options according to typecode	131F6810	Buy on EAN
VLT® AQUA Drive FC 200 110 KW / 150 HP, 380 - 480 VAC, IP20 / Chassis, RFI Class A2 (C3), No brake chopper FC-202N110T4E20H2XGCXXXXSXXXXA0BXCXXXXDX	134F6988	Buy on EAN
VLT® AutomationDrive FC 300 30 KW / 40 HP, 380 - 500 VAC, IP21 / Type 1, RFI Class A1/B (C1), Brake chopper Further options according to typecode	131B7114	Buy on EAN
VLT® AQUA Drive FC 200 250 KW / 350 HP, 380 - 480 VAC, IP20 / Chassis, RFI Class A2 (C3), No brake chopper FC-202N250T4E20H2XGCXXXXSXXXXA0BXCXXXXDX	134G4027	Buy on EAN
VLT® AutomationDrive FC 300 30 KW / 40 HP, 380 - 480 VAC, IP21 / Type 1, RFI Class A1/B (C1), No brake chopper Further options according to typecode	131B7113	Buy on EAN
VLT® AutomationDrive FC 300 30 KW / 40 HP, 380 - 500 VAC, IP55 / Type 12, RFI Class A1/B (C1), No brake chopper Further options according to typecode	131B6799	Buy on EAN

VLT® HVAC Drive FC 102 2.2 KW / 3.0 HP, 200 - 240 VAC, No brake chopper, IP20 / Chassis, RFI Class A2 (C3), No A Option, No B Option, Not coated PCB, No Mains Option FC-102P2K2T2E20H2XGXXXXXAXBXCXXXXX	131B3600	Buy on EAN
VLT® AQUA Drive FC 200 3.0 KW / 4.0 HP, 380 - 480 VAC, IP20 / Chassis, RFI Class A2 (C3), No brake chopper FC-202P3K0T4E20H2XXXXXAXBXCXXXXX	131G1285	Buy on EAN
VLT® HVAC Drive FC 102 7.5 KW / 10 HP, 380 - 480 VAC, No brake chopper, IP20 / Chassis, RFI Class A1/B (C1), No A Option, No B Option, Not coated PCB, No Mains Option FC-102P7K5T4E20H1XGXXXXXAXBXCXXXXX	131B3603	Buy on EAN
VLT® AutomationDrive FC 300 1.1 KW / 1.5 HP, 200 - 240 VAC, IP20 / Chassis, RFI Class A1/B (C1), No brake chopper Further options according to typecode	131U6551	Buy on EAN
VLT® HVAC Drive FC 102 110 KW / 150 HP, 380 - 480 VAC, No brake chopper, IP54/Type 12+main shield, RFI class A1 (C2), No A Option, No B Option, Not coated PCB, Mains Disconnect + Fuse FC-102P110T4E5MH4XGX3XXSXXXXXAXBXCXXXXX	131F7784	Buy on EAN
VLT® AQUA Drive FC 200 7.5 KW / 10 HP, 380 - 480 VAC, IP20 / Chassis, RFI Class A1/B (C1), No brake chopper FC-202P7K5T4E20H1XGCXXXSXXXXXAXB0CXXXXX	131G7006	Buy on EAN
VLT® AutomationDrive FC 300 18.5 KW / 25 HP, 380 - 500 VAC, IP20 / Chassis, RFI Class A2 (C3), Brake chopper Further options according to typecode	131G0251	Buy on EAN
VLT® HVAC Drive FC 102 110 KW / 150 HP, 380 - 480 VAC, No brake chopper, IP54/Type 12+main shield, RFI class A1 (C2), No A Option, No B Option, Not coated PCB, No Mains Option FC-102P110T4E5MH4XGXXXXXAXBXCXXXXX	131F7782	Buy on EAN
VLT® AutomationDrive FC 300 4.0 KW / 5.5 HP, 380 - 500 VAC, IP20 / Chassis, RFI Class A2 (C3), No brake chopper Further options according to typecode	131B3133	Buy on EAN
VLT® AutomationDrive FC 300 3.0 KW / 4.0 HP, 380 - 500 VAC, IP55 / Type 12, RFI Class A1/B (C1), No brake chopper Further options according to typecode	131B3131	Buy on EAN
VLT® HVAC Drive FC 102 45 KW / 60 HP, 380 - 480 VAC, No brake chopper, IP21 / Type 1, RFI Class A2 (C3), No A Option, No B Option, Not coated PCB, No Mains Option FC-102P45KT4E21H2XGXXXXXAXBXCXXXXX	131B7011	Buy on EAN
VLT® AQUA Drive FC 200 5.5 KW / 7.5 HP, 380 - 480 VAC, IP20 / Chassis, RFI Class A1/B (cable len)(C1), No brake chopper FC-202P5K5T4E20H3XGXXXXXAXBXCXXXXX	131F7968	Buy on EAN
VLT® AutomationDrive FC 300 4.0 KW / 5.5 HP, 380 - 500 VAC, IP55 / Type 12, RFI Class A1/B (C1), No brake chopper Further options according to typecode	131B3139	Buy on EAN
VLT® AutomationDrive FC 300 4.0 KW / 5.5 HP, 380 - 500 VAC, IP20 / Chassis, RFI Class A1/B (C1), Brake chopper Further options according to typecode	131B3439	Buy on EAN

VLT® HVAC Drive FC 102 90 KW / 125 HP, 380 - 480 VAC, No brake chopper, IP55 / Type 12, RFI Class A1/B (cable len)(C1), PROFIBUS DP MCA 101, No B Option, Not coated PCB, No Mains Option FC-102P90KT4E55H3XGXXXXSXXXXA0BXCXXXXDX	131F9030	Buy on EAN
VLT® AutomationDrive FC 300 0.75 KW / 1.0 HP, 380 - 500 VAC, IP20 / Chassis, RFI Class A1/B (C1), Brake chopper Further options according to typecode	131G0031	Buy on EAN
VLT® HVAC Drive FC 102 45 KW / 60 HP, 525 - 690 VAC *, No brake chopper, IP54/Type 12 -D1 frame, RFI filter for Maritime, No A Option, No B Option, Coated PCB, No Mains Option FC-102P45KT7E5DH6XGCXXXSXXXXAXBXXXXDX	131G6230	Buy on EAN
VLT® HVAC Drive FC 102 400 KW / 550 HP, 380 - 480 VAC, No brake chopper, IP54 / Type 12, RFI class A1 (C2), PROFIBUS DP MCA 101, No B Option, Coated PCB, No Mains Option FC-102P400T4E54H4XGCXXXSXXXXA0BXCXXXXDX	131F9870	Buy on EAN
VLT® HVAC Drive FC 102 45 KW / 60 HP, 380 - 480 VAC, No brake chopper, IP20 / Chassis, RFI Class A2 (C3), PROFIBUS DP MCA 101, No B Option, Not coated PCB, No Mains Option FC-102P45KT4E20H2XGXXXXSXXXXA0BXCXXXXDX	131H5982	Buy on EAN
VLT® HVAC Drive FC 102 75 KW / 100 HP, 380 - 480 VAC, No brake chopper, IP20 / Chassis, RFI Class A2 (C3), PROFIBUS DP MCA 101, No B Option, Not coated PCB, No Mains Option FC-102P75KT4E20H2XGXXXXSXXXXA0BXCXXXXDX	131H5981	Buy on EAN
VLT® AQUA Drive FC 200 18.5 KW / 25 HP, 380 - 480 VAC, IP20 / Chassis, RFI Class A2 (C3), No brake chopper FC-202P18KT4E20H2XNXXXXSXXXXANBXCXXXXDX	131X4925	Buy on EAN
VLT® HVAC Drive FC 102 160 KW / 250 HP, 380 - 480 VAC, No brake chopper, IP21 / Type 1, RFI Class A2 (C3), No A Option, No B Option, Not coated PCB, No Mains Option FC-102P160T4E21H2XXXXXSXXXXAXBXXXXDX	131F8546	Buy on EAN
VLT® AutomationDrive FC 300 75 KW / 100 HP, 380 - 500 VAC, IP20 / Chassis, RFI Class A1/B (C1), Brake chopper Further options according to typecode	131H1059	Buy on EAN
VLT® HVAC Drive FC 102 160 KW / 250 HP, 380 - 480 VAC, No brake chopper, IP00 / Chassis, RFI class A1 (C2), No A Option, No B Option, Not coated PCB, No Mains Option FC-102P160T4E00H4XXXXXSXXXXAXBXXXXDX	131F8545	Buy on EAN
VLT® HVAC Drive FC 102 132 KW / 200 HP, 380 - 480 VAC, No brake chopper, IP21 / Type 1, RFI Class A2 (C3), No A Option, No B Option, Not coated PCB, No Mains Option FC-102P132T4E21H2XXXXXSXXXXAXBXXXXDX	131F8543	Buy on EAN
VLT® AutomationDrive FC 300 22 KW / 30 HP, 380 - 500 VAC, IP20 / Chassis, RFI Class A2 (C3), Brake chopper Further options according to typecode	131G0258	Buy on EAN
VLT® AQUA Drive FC 200 5.5 KW / 7.5 HP, 380 - 480 VAC, IP20 / Chassis, RFI Class A2 (C3), No brake chopper FC-202P5K5T4E20H2XGXXXXSXXXXA0BXCXXXXDX	131F6328	Buy on EAN

VLT® HVAC Drive FC 102 200 KW / 300 HP, 380 - 480 VAC, No brake chopper, IP54 / Type 12, RFI Class A2 (C3), PROFIBUS DP MCA 101, No B Option, Coated PCB, No Mains Option FC-102N200T4E54H2XGCXXSXXXXA0BXCXXXXDX	134H3241	Buy on EAN
VLT® AQUA Drive FC 200 5.5 KW / 7.5 HP, 380 - 480 VAC, IP20 / Chassis, RFI Class A1/B (C1), No brake chopper FC-202P5K5T4E20H1XGCXXSXXXXAXB0CXXXXDX	131G7004	Buy on EAN
VLT® AQUA Drive FC 200 4.0 KW / 5.5 HP, 380 - 480 VAC, IP20 / Chassis, RFI Class A2 (C3), No brake chopper FC-202P4K0T4E20H2XGXXXXSXXXXA0BXCXXXXDX	131H3015	Buy on EAN
VLT® AQUA Drive FC 200 4.0 KW / 5.5 HP, 380 - 480 VAC, IP20 / Chassis, RFI Class A2 (C3), No brake chopper FC-202P4K0T4E20H2XXXXXSXXXXA0BXCXXXXDX	131H3014	Buy on EAN
VLT® AutomationDrive FC 300 1.5 KW / 2.0 HP, 380 - 480 VAC, IP20 / Chassis A1 Frame, RFI Class A2 (C3), No brake chopper Further options according to typecode	131B3734	Buy on EAN
VLT® AQUA Drive FC 200 3.0 KW / 4.0 HP, 380 - 480 VAC, IP20 / Chassis, RFI Class A2 (C3), No brake chopper FC-202P3K0T4E20H2XXXXXSXXXXA0BXCXXXXDX	131H3011	Buy on EAN
VLT® AQUA Drive FC 200 55 KW / 75 HP, 380 - 480 VAC, IP20 / Chassis, RFI Class A2 (C3), No brake chopper FC-202P55KT4E20H2XGXXXXSXXXXAXB0CXXXXDX	131G1655	Buy on EAN
VLT® AQUA Drive FC 200 5.5 KW / 7.5 HP, 380 - 480 VAC, IP20 / Chassis, RFI Class A2 (C3), No brake chopper FC-202P5K5T4E20H2XXXXXSXXXXAXB0CXXXXDX	131B8938	Buy on EAN
VLT® AQUA Drive FC 200 7.5 KW / 10 HP, 200 - 240 VAC, IP20 / Chassis, RFI Class A2 (C3), No brake chopper FC-202P7K5T2E20H2XGXXXXSXXXXAXB0CXXXXDX	131H2638	Buy on EAN
VLT® AutomationDrive FC 300 3.0 KW / 4.0 HP, 380 - 500 VAC, IP20 / Chassis, RFI Class A1/B (C1), Brake chopper Further options according to typecode	131B0474	Buy on EAN
VLT® HVAC Drive FC 102 3.0 KW / 4.0 HP, 380 - 480 VAC, No brake chopper, IP55 / Type 12, RFI Class A1/B (C1), PROFIBUS DP MCA 101, No B Option, Not coated PCB, No Mains Option FC-102P3K0T4E55H1XGXXXXSXXXXA0BXCXXXXDX	131B9557	Buy on EAN
VLT® AutomationDrive FC 300 15 KW / 20 HP, 380 - 500 VAC, IP20 / Chassis, RFI Class A1/B (C1), No brake chopper Further options according to typecode	131H2630	Buy on EAN
VLT® AQUA Drive FC 200 132 KW / 200 HP, 380 - 480 VAC, IP54 / Type 12, RFI Class A2 (C3), No brake chopper FC-202N132T4E54H2XGCXXSXXXXAXB0CXXXXDX	134F4108	Buy on EAN
VLT® AQUA Drive FC 200 18.5 KW / 25 HP, 380 - 480 VAC, IP20 / Chassis, RFI Class A2 (C3), No brake chopper FC-202P18KT4E20H2XGXXXXSXXXXA0BXCXXXXDX	131H3720	Buy on EAN
VLT® HVAC Drive FC 102 132 KW / 200 HP, 380 - 480 VAC, No brake chopper, IP54/Type 12+main shield, RFI Class A2 (C3), No A Option, No B Option, Not coated PCB, Mains Disconnect + Fuse FC-102P132T4E5MH2XGX3XSXXXXAXB0CXXXXDX	131F7815	Buy on EAN

VLT® HVAC Drive FC 102 200 KW / 300 HP, 380 - 480 VAC, No brake chopper, IP54 / Type 12, RFI class A1 (C2), No A Option, No B Option, Not coated PCB, No Mains Option FC-102P200T4E54H4XGXXXXSXXXXAXBXXXXDX	131B6948	Buy on EAN
VLT® HVAC Drive FC 102 132 KW / 200 HP, 380 - 480 VAC, No brake chopper, IP21 / Type 1, RFI Class A2 (C3), No A Option, MCB-109 I/O, RTC Back-up, Not coated PCB, No Mains Option FC-102P132T4E21H2XGXXXXSXXXXAXB0CXXXXDX	131F7811	Buy on EAN
VLT® HVAC Drive FC 102 132 KW / 200 HP, 380 - 480 VAC, No brake chopper, IP21 / Type 1, RFI Class A2 (C3), No A Option, No B Option, Not coated PCB, No Mains Option FC-102P132T4E21H2XGXXXXSXXXXAXBXXXXDX	131F7810	Buy on EAN
VLT® HVAC Drive FC 102 200 KW / 300 HP, 380 - 480 VAC, No brake chopper, IP54 / Type 12, RFI Class A2 (C3), No A Option, No B Option, Not coated PCB, No Mains Option FC-102P200T4E54H2XGXXXXSXXXXAXBXXXXDX	131B6949	Buy on EAN
VLT® AutomationDrive FC 300 30 KW / 40 HP, 380 - 500 VAC, IP66 / NEMA 4X, RFI Class A1/B (C1), No brake chopper Further options according to typecode	131B6648	Buy on EAN
VLT® AQUA Drive FC 200 7.5 KW / 10 HP, 380 - 480 VAC, IP20 / Chassis, RFI Class A2 (C3), No brake chopper FC-202P7K5T4E20H2XXXXXSXXXXAXBXXXXDX	131B8949	Buy on EAN
VLT® AQUA Drive FC 200 15 KW / 20 HP, 380 - 480 VAC, IP20 / Chassis, RFI Class A1/B (C1), No brake chopper FC-202P15KT4E20H1XGXXXXSXXXXA0BXXXXDX	131F7504	Buy on EAN
VLT® AQUA Drive FC 200 7.5 KW / 10 HP, 380 - 480 VAC, IP20 / Chassis, RFI Class A1/B (cable len)(C1), No brake chopper FC-202P7K5T4E20H3XGXXXXSXXXXAXBXXXXDX	131B8951	Buy on EAN
VLT® AQUA Drive FC 200 15 KW / 20 HP, 380 - 480 VAC, IP20 / Chassis, RFI Class A2 (C3), Safe Stop FC-202P15KT4E20H2TXXXXXSXXXXALBXXXXDX	134L5893	Buy on EAN
VLT® AQUA Drive FC 200 11 KW / 15 HP, 380 - 480 VAC, IP20 / Chassis, RFI Class A2 (C3), Safe Stop FC-202P11KT4E20H2TXXXXXSXXXXALBXXXXDX	134L5896	Buy on EAN
VLT® AQUA Drive FC 200 15 KW / 20 HP, 380 - 480 VAC, IP20 / Chassis, RFI Class A2 (C3), No brake chopper FC-202P15KT4E20H2XGXXXXSXXXXALBXXXXDX	134G5822	Buy on EAN
VLT® HVAC Drive FC 102 200 KW / 300 HP, 380 - 480 VAC, No brake chopper, IP00 / Chassis, RFI Class A2 (C3), No A Option, No B Option, Not coated PCB, No Mains Option FC-102P200T4E00H2XGXXXXSXXXXAXBXXXXDX	131B6945	Buy on EAN
VLT® AutomationDrive FC 300 15 KW / 20 HP, 380 - 500 VAC, IP55 / Type 12, RFI Class A1/B (C1), No brake chopper Further options according to typecode	131G5793	Buy on EAN
VLT® AutomationDrive FC 300 11 KW / 15 HP, 380 - 480 VAC, IP55 / Type 12, RFI Class A1/B (C1), No brake chopper Further options according to typecode	131B5254	Buy on EAN
VLT® AutomationDrive FC 300 315 KW / 450 HP, 380 - 500 VAC, IP54 / Type 12, RFI class A1 (C2), No brake chopper Further options according to typecode	131F2377	Buy on EAN

VLT® HVAC Drive FC 102 200 KW / 300 HP, 380 - 480 VAC, No brake chopper, IP21 / Type 1, RFI Class A2 (C3), No A Option, No B Option, Not coated PCB, No Mains Option FC-102P200T4E21H2XGXXXXXXXAXBXXXXX	131B6947	Buy on EAN
VLT® AutomationDrive FC 300 315 KW / 450 HP, 380 - 500 VAC, IP54 / Type 12, RFI class A1 (C2), Brake chopper Further options according to typecode	131F2372	Buy on EAN
VLT® HVAC Drive FC 102 5.5 KW / 7.5 HP, 200 - 240 VAC, No brake chopper, IP55 / Type 12, RFI Class A1/B (C1), No A Option, No B Option, Not coated PCB, No Mains Option FC-102P5K5T2E55H1XGXXXXXXXAXBXXXXX	131B8733	Buy on EAN
VLT® AQUA Drive FC 200 7.5 KW / 10 HP, 380 - 480 VAC, IP66 / NEMA 4X, RFI Class A1/B (C1), Safe Stop FC-202P7K5T4E66H1TGCXXXXXXXA0BXXXXX	134L5413	Buy on EAN
VLT® AQUA Drive FC 200 200 KW / 300 HP, 380 - 480 VAC, IP54 / Type 12, RFI class A1 (C2), No brake chopper FC-202P200T4E54H4XGXXXXXXXAXBXXXXX	131B9391	Buy on EAN
VLT® AQUA Drive FC 200 200 KW / 300 HP, 380 - 480 VAC, IP54 / Type 12, RFI Class A2 (C3), No brake chopper FC-202P200T4E54H2XGXXXXXXXAXBXXXXX	131B9392	Buy on EAN
VLT® HVAC Drive FC 102 160 KW / 250 HP, 380 - 480 VAC, No brake chopper, IP54 / Type 12, RFI class A1 (C2), No A Option, No B Option, Not coated PCB, No Mains Option FC-102P160T4E54H4XGXXXXXXXAXBXXXXX	131B6942	Buy on EAN
VLT® AQUA Drive FC 200 250 KW / 350 HP, 380 - 480 VAC, IP21 / Type 1, RFI Class A2 (C3), No brake chopper FC-202P250T4E21H2XGXXXXXXXAXBXXXXX	131B9396	Buy on EAN
VLT® AutomationDrive FC 300 7.5 KW / 10 HP, 380 - 480 VAC, IP20 / Chassis, RFI Class A1/B (C1), No brake chopper Further options according to typecode	131B1421	Buy on EAN
VLT® AQUA Drive FC 200 250 KW / 350 HP, 380 - 480 VAC, IP54 / Type 12, RFI Class A2 (C3), No brake chopper FC-202P250T4E54H2XGXXXXXXXAXBXXXXX	131B9398	Buy on EAN
VLT® AutomationDrive FC 300 0.75 KW / 1.0 HP, 380 - 480 VAC, IP20 / Chassis, RFI Class A2 (C3), No brake chopper Further options according to typecode	131B1263	Buy on EAN
VLT® HVAC Drive FC 102 45 KW / 60 HP, 380 - 480 VAC, No brake chopper, IP66 / NEMA 4X, RFI Class A2 (C3), No A Option, No B Option, Coated PCB, No Mains Option FC-102P45KT4E66H2XGXXXXXXXAXBXXXXX	134N3361	Buy on EAN
VLT® AQUA Drive FC 200 160 KW / 250 HP, 380 - 480 VAC, IP00 / Chassis, RFI Class A2 (C3), No brake chopper FC-202P160T4E00H2XGXXXXXXXA0BXXXXX	131H3836	Buy on EAN
VLT® AQUA Drive FC 200 0.75 KW / 1.0 HP, 200 - 240 VAC, IP20 / Chassis, RFI Class A2 (C3), No brake chopper FC-202PK75T2E20H2XGXXXXXXXAXBXXXXX	131B9152	Buy on EAN
VLT® AQUA Drive FC 200 11 KW / 15 HP, 380 - 480 VAC, IP66 / NEMA 4X, RFI Class A2 (C3), No brake chopper FC-202P11KT4E66H2XGXXXXXXXAXBXXXXX	131F5896	Buy on EAN
VLT® AQUA Drive FC 200 0.75 KW / 1.0 HP, 200 - 240 VAC, IP20 / Chassis, RFI Class A1/B (C1), No brake chopper FC-202PK75T2E20H1XGXXXXXXXAXBXXXXX	131B9154	Buy on EAN

VLT® AutomationDrive FC 300 0.75 KW / 1.0 HP, 380 - 500 VAC, IP20 / Chassis, RFI Class A1/B (C1), No brake chopper Further options according to typecode	131B2424	Buy on EAN
VLT® HVAC Drive FC 102 22 KW / 30 HP, 380 - 480 VAC, No brake chopper, IP20 / Chassis, RFI Class A1/B (C1), PROFIBUS DP MCA 101, No B Option, Not coated PCB, No Mains Option FC-102P22KT4E20H1XXXXXSXXXXA0BXCXXXXDX	131H7107	Buy on EAN
VLT® AutomationDrive FC 300 7.5 KW / 10 HP, 380 - 500 VAC, IP20 / Chassis, RFI Class A2 (C3), Brake chopper Further options according to typecode	131B0877	Buy on EAN
VLT® AutomationDrive FC 300 15 KW / 20 HP, 380 - 500 VAC, IP20 / Chassis, RFI Class A2 (C3), Brake chopper Further options according to typecode	131F9966	Buy on EAN
VLT® AutomationDrive FC 300 11 KW / 15 HP, 200 - 240 VAC, IP20 / Chassis, RFI Class A1/B (C1), Brake chopper Further options according to typecode	131H5161	Buy on EAN
VLT® HVAC Drive FC 102 55 KW / 75 HP, 380 - 480 VAC, Safe Stop, IP55 / Type 12, RFI Class A2 (C3), No A Option, No B Option, Not coated PCB, No Mains Option FC-102P55KT4E55H2TGXXXXSXXXXAXBXCXXXXDX	131U3074	Buy on EAN
VLT® AutomationDrive FC 300 2.2 KW / 3.0 HP, 380 - 480 VAC, IP20 / Chassis, RFI Class A1/B (C1), No brake chopper Further options according to typecode	131B1314	Buy on EAN
VLT® AutomationDrive FC 300 15 KW / 20 HP, 200 - 240 VAC, IP20 / Chassis, RFI Class A1/B (C1), Brake chopper Further options according to typecode	131H5168	Buy on EAN
VLT® HVAC Drive FC 102 1.1 KW / 1.5 HP, 380 - 480 VAC, No brake chopper, IP55 / Type 12, RFI Class A1/B (C1), LonWorks MCA 108, No B Option, Coated PCB, No Mains Option FC-102P1K1T4E55H1XNCXXSXXXXAGBXCXXXXDX	131U7775	Buy on EAN
VLT® AutomationDrive FC 300 3.0 KW / 4.0 HP, 380 - 480 VAC, IP20 / Chassis, RFI Class A1/B (C1), Brake chopper Further options according to typecode	131B0718	Buy on EAN
VLT® AutomationDrive FC 300 30 KW / 40 HP, 200 - 240 VAC, IP20 / Chassis, RFI Class A2 (C3), Brake chopper Further options according to typecode	131H5363	Buy on EAN
VLT® AutomationDrive FC 300 22 KW / 30 HP, 200 - 240 VAC, IP20 / Chassis, RFI Class A2 (C3), Brake chopper Further options according to typecode	131H5360	Buy on EAN
VLT® AutomationDrive FC 300 37 KW / 50 HP, 200 - 240 VAC, IP20 / Chassis, RFI Class A2 (C3), Brake chopper Further options according to typecode	131H5365	Buy on EAN
VLT® AutomationDrive FC 300 0.75 KW / 1.0 HP, 380 - 500 VAC, IP20 / Chassis, RFI Class A1/B (C1), No brake chopper Further options according to typecode	131B6230	Buy on EAN
VLT® HVAC Drive FC 102 160 KW / 250 HP, 380 - 480 VAC, Safe Stop, IP20 / Chassis, RFI Class A2 (C3), No A Option, MCB-105 Relay Card, Coated PCB, No Mains Option FC-102N160T4E20H2TGCXXSXXXXAXBPCXXXXDX	134U7588	Buy on EAN

VLT® AutomationDrive FC 300 5.5 KW / 7.5 HP, 380 - 480 VAC, IP66 / NEMA 4X, RFI Class A1/B (C1), No brake chopper Further options according to typecode	131B5313	Buy on EAN
VLT® AutomationDrive FC 300 55 KW / 75 HP, 380 - 500 VAC, IP20 / Chassis, RFI Class A2 (C3), No brake chopper Further options according to typecode	131G1539	Buy on EAN
VLT® AutomationDrive FC 300 22 KW / 30 HP, 380 - 500 VAC, IP55 / Type 12, RFI Class A1/B (C1), No brake chopper Further options according to typecode	131B4805	Buy on EAN
VLT® AutomationDrive FC 300 18.5 KW / 25 HP, 380 - 500 VAC, IP55 / Type 12, RFI Class A1/B (C1), No brake chopper Further options according to typecode	131B4804	Buy on EAN
VLT® AutomationDrive FC 300 15 KW / 20 HP, 380 - 500 VAC, IP55 / Type 12, RFI Class A1/B (C1), No brake chopper Further options according to typecode	131B4803	Buy on EAN
VLT® HVAC Drive FC 102 160 KW / 250 HP, 380 - 480 VAC, Safe Stop, IP54/Type 12+main shield, RFI class A1 (C2), No A Option, No B Option, Coated PCB 3C3 + Ruggedise, Fuse FC-102N160T4E5MH4TGR7XXSXXXAXBXCXXXDX	134H3257	Buy on EAN
VLT® HVAC Drive FC 102 30 KW / 40 HP, 380 - 480 VAC, No brake chopper, IP20 / Chassis, RFI Class A2 (C3), LonWorks MCA 108, No B Option, Not coated PCB, No Mains Option FC-102P30KT4E20H2XGXXXXSXXXAGBXCXXXDX	131G9845	Buy on EAN
VLT® AutomationDrive FC 300 5.5 KW / 7.5 HP, 380 - 500 VAC, IP20 / Chassis, RFI Class A2 (C3), Brake chopper Further options according to typecode	131B2084	Buy on EAN
VLT® AutomationDrive FC 300 1.5 KW / 2.0 HP, 380 - 500 VAC, IP20 / Chassis, RFI Class A2 (C3), Brake chopper Further options according to typecode	131B2083	Buy on EAN
VLT® AutomationDrive FC 300 18.5 KW / 25 HP, 380 - 500 VAC, IP55 / Type 12, RFI Class A2 (C3), No brake chopper Further options according to typecode	131B2082	Buy on EAN
VLT® AutomationDrive FC 300 3.0 KW / 4.0 HP, 380 - 480 VAC, IP20 / Chassis, RFI Class A2 (C3), Brake chopper Further options according to typecode	131B1282	Buy on EAN
VLT® AutomationDrive FC 300 4.0 KW / 5.5 HP, 380 - 480 VAC, IP20 / Chassis, RFI Class A2 (C3), No brake chopper Further options according to typecode	131B1283	Buy on EAN
VLT® AutomationDrive FC 300 3.0 KW / 4.0 HP, 380 - 480 VAC, IP20 / Chassis, RFI Class A2 (C3), No brake chopper Further options according to typecode	131B1281	Buy on EAN
VLT® AutomationDrive FC 300 5.5 KW / 7.5 HP, 380 - 480 VAC, IP20 / Chassis, RFI Class A2 (C3), Brake chopper Further options according to typecode	131B1286	Buy on EAN
VLT® AutomationDrive FC 300 7.5 KW / 10 HP, 380 - 480 VAC, IP20 / Chassis, RFI Class A2 (C3), No brake chopper Further options according to typecode	131B1287	Buy on EAN
VLT® AutomationDrive FC 300 4.0 KW / 5.5 HP, 380 - 480 VAC, IP20 / Chassis, RFI Class A2 (C3), Brake chopper Further options according to typecode	131B1284	Buy on EAN

VLT® AutomationDrive FC 300 5.5 KW / 7.5 HP, 380 - 480 VAC, IP20 / Chassis, RFI Class A2 (C3), No brake chopper Further options according to typecode	131B1285	Buy on EAN
VLT® AQUA Drive FC 200 200 KW / 300 HP, 380 - 480 VAC, IP00 / Chassis, RFI class A1 (C2), No brake chopper FC-202P200T4E00H4XGCXXXSXXXAXBXCXXXDX	131F4234	Buy on EAN
VLT® HVAC Drive FC 102 30 KW / 40 HP, 380 - 480 VAC, No brake chopper, IP20 / Chassis, RFI Class A1/B (C1), PROFINET MCA 120, No B Option, Not coated PCB, No Mains Option FC-102P30KT4E20H1XGXXXSXXXALBXCXXXDX	131Z1134	Buy on EAN
VLT® AutomationDrive FC 300 0.75 KW / 1.0 HP, 200 - 240 VAC, IP20 / Chassis, RFI Class A1/B (C1), Brake chopper Further options according to typecode	131B0776	Buy on EAN
VLT® AutomationDrive FC 300 2.2 KW / 3.0 HP, 200 - 240 VAC, IP20 / Chassis, RFI Class A1/B (C1), Brake chopper Further options according to typecode	131B0770	Buy on EAN
VLT® AQUA Drive FC 200 5.5 KW / 7.5 HP, 380 - 480 VAC, IP55 / Type 12, RFI Class A1/B (C1), No brake chopper FC-202P5K5T4E55H1XGXXXSXXXAXBXCXXXDX	131B8947	Buy on EAN
VLT® AQUA Drive FC 200 18.5 KW / 25 HP, 380 - 480 VAC, IP55 / Type 12, RFI Class A1/B (C1), Safe Stop FC-202P18KT4E55H1TGCXXXSXXXAXBXCXXXDX	131F7731	Buy on EAN
VLT® AQUA Drive FC 200 37 KW / 50 HP, 380 - 480 VAC, IP20 / Chassis, RFI Class A1/B (C1), No brake chopper FC-202P37KT4E20H1XGXXXSXXXA0BXCXXXDX	131H3044	Buy on EAN
VLT® AutomationDrive FC 300 7.5 KW / 10 HP, 380 - 500 VAC, IP55 / Type 12, RFI Class A1/B (C1), Brake chopper Further options according to typecode	131B2887	Buy on EAN
VLT® AutomationDrive FC 300 7.5 KW / 10 HP, 380 - 500 VAC, IP20 / Chassis, RFI Class A1/B (C1), Brake chopper Further options according to typecode	131B2886	Buy on EAN
VLT® AutomationDrive FC 300 5.5 KW / 7.5 HP, 200 - 240 VAC, IP20 / Chassis, RFI Class A2 (C3), No brake chopper Further options according to typecode	131F8899	Buy on EAN
VLT® AQUA Drive FC 200 5.5 KW / 7.5 HP, 380 - 480 VAC, IP20 / Chassis, RFI Class A1/B (C1), No brake chopper FC-202P5K5T4E20H1XGXXXSXXXAXBXCXXXDX	131B8942	Buy on EAN
VLT® AutomationDrive FC 300 3.7 KW / 5.0 HP, 200 - 240 VAC, IP20 / Chassis, RFI Class A2 (C3), Brake chopper Further options according to typecode	131B1194	Buy on EAN
VLT® AutomationDrive FC 300 15 KW / 20 HP, 380 - 500 VAC, IP20 / Chassis, RFI Class A1/B (C1), No brake chopper Further options according to typecode	131F8890	Buy on EAN
VLT® HVAC Drive FC 102 500 KW / 650 HP, 380 - 480 VAC, No brake chopper, IP54 / Type 12, RFI Class A2 (C3), No A Option, MCB-101 General purp. I/O, Coated PCB, No Mains Option FC-102P500T4E54H2XGCXXXSXXXAXBKXXXDX	134L1264	Buy on EAN
VLT® HVAC Drive FC 102 450 KW / 600 HP, 380 - 480 VAC, No brake chopper, IP00 / Chassis, RFI Class A2 (C3), PROFINET MCA 120, No B Option, Coated PCB, No Mains Option FC-102P450T4E00H2XGCXXXSXXXALBXCXXXDX	134L0854	Buy on EAN

VLT® AQUA Drive FC 200 75 KW / 100 HP, 380 - 480 VAC, IP20 / Chassis, RFI Class A1/B (C1), No brake chopper FC-202P75KT4E20H1XGXXXXSXXXXA0BXCXXXXDX	131H2255	Buy on EAN
VLT® HVAC Drive FC 102 1.1 KW / 1.5 HP, 380 - 480 VAC, No brake chopper, IP55 / Type 12, RFI Class A1/B (C1), PROFIBUS DP MCA 101, No B Option, Not coated PCB, No Mains Option FC-102P1K1T4E55H1XGXXXXSXXXXA0BXCXXXXDX	131B9352	Buy on EAN
VLT® HVAC Drive FC 102 11 KW / 15 HP, 380 - 480 VAC, No brake chopper, IP55 / Type 12, RFI Class A1/B (C1), PROFINET MCA 120, No B Option, Not coated PCB, No Mains Option FC-102P11KT4E55H1XGXXXXSXXXXALBXCXXXXDX	134F2893	Buy on EAN
VLT® HVAC Drive FC 102 15 KW / 20 HP, 380 - 480 VAC, Safe Stop, IP20 / Chassis, RFI Class A2 (C3), PROFINET MCA 120, No B Option, Not coated PCB, No Mains Option FC-102P15KT4E20H2TGXXXXSXXXXALBXCXXXXDX	134L2282	Buy on EAN
VLT® HVAC Drive FC 102 200 KW / 300 HP, 380 - 480 VAC, No brake chopper, IP54 / Type 12, RFI Class A2 (C3), No A Option, No B Option, Coated PCB, Mains Disconnect + Fuse FC-102P200T4E54H2XGC3XXSXXXXAXBXCXXXXDX	131G8427	Buy on EAN
VLT® AutomationDrive FC 300 7.5 KW / 10 HP, 380 - 500 VAC, IP20 / Chassis, RFI Class A1/B (C1), Brake chopper Further options according to typecode	131B0487	Buy on EAN
VLT® AutomationDrive FC 300 5.5 KW / 7.5 HP, 380 - 500 VAC, IP20 / Chassis, RFI Class A1/B (C1), Brake chopper Further options according to typecode	131B0486	Buy on EAN
VLT® HVAC Drive FC 102 37 KW / 50 HP, 200 - 240 VAC, No brake chopper, IP55 / Type 12, RFI Class A1/B (C1), LonWorks MCA 108, No B Option, Not coated PCB, No Mains Option FC-102P37KT2E55H1XGXXXXSXXXXAGBXCXXXXDX	131U3292	Buy on EAN
VLT® AutomationDrive FC 300 3.0 KW / 4.0 HP, 380 - 500 VAC, IP20 / Chassis, RFI Class A1/B (C1), Brake chopper Further options according to typecode	131B0484	Buy on EAN
VLT® AutomationDrive FC 300 2.2 KW / 3.0 HP, 380 - 500 VAC, IP20 / Chassis, RFI Class A1/B (C1), Brake chopper Further options according to typecode	131B0483	Buy on EAN
VLT® AutomationDrive FC 300 1.5 KW / 2.0 HP, 380 - 500 VAC, IP20 / Chassis, RFI Class A1/B (C1), Brake chopper Further options according to typecode	131B0482	Buy on EAN
VLT® AutomationDrive FC 300 1.1 KW / 1.5 HP, 380 - 500 VAC, IP20 / Chassis, RFI Class A1/B (C1), Brake chopper Further options according to typecode	131B0481	Buy on EAN
VLT® AutomationDrive FC 300 0.75 KW / 1.0 HP, 380 - 500 VAC, IP20 / Chassis, RFI Class A1/B (C1), Brake chopper Further options according to typecode	131B0480	Buy on EAN
VLT® HVAC Drive FC 102 75 KW / 100 HP, 380 - 480 VAC, No brake chopper, IP55 / Type 12, RFI Class A2 (C3), No A Option, MCB-109 I/O, RTC Back-up, Not coated PCB, No Mains Option FC-102P75KT4E55H2XGXXXXSXXXXAXB0CXXXXDX	131F8304	Buy on EAN

VLT® AutomationDrive FC 300 5.5 KW / 7.5 HP, 380 - 480 VAC, IP20 / Chassis, RFI Class A1/B (C1), No brake chopper Further options according to typecode	131B3094	Buy on EAN
VLT® AQUA Drive FC 200 11 KW / 15 HP, 380 - 480 VAC, IP20 / Chassis, RFI Class A1/B (C1), No brake chopper FC-202P11KT4E20H1XGXXXXXXXAXB0CXXXXDX	131G1197	Buy on EAN
VLT® HVAC Drive FC 102 4.0 KW / 5.5 HP, 380 - 480 VAC, No brake chopper, IP20 / Chassis, RFI Class A1/B (C1), PROFIBUS DP MCA 101, No B Option, Not coated PCB, No Mains Option FC-102P4K0T4E20H1XXXXXXSXXXXA0BXCXXXXDX	131F1773	Buy on EAN
VLT® AutomationDrive FC 300 1.5 KW / 2.0 HP, 200 - 240 VAC, IP55 / Type 12, RFI Class A2 (C3), No brake chopper Further options according to typecode	131N3976	Buy on EAN
VLT® AutomationDrive FC 300 1.1 KW / 1.5 HP, 380 - 500 VAC, IP55 / Type 12, RFI Class A1/B (C1), No brake chopper Further options according to typecode	131B3276	Buy on EAN
VLT® HVAC Drive FC 102 15 KW / 20 HP, 380 - 480 VAC, No brake chopper, IP20 / Chassis, RFI Class A1/B (cable len)(C1), No A Option, No B Option, Not coated PCB, No Mains Option FC-102P15KT4E20H3XGXXXXXXXAXBXCXXXXDX	131F8308	Buy on EAN
VLT® HVAC Drive FC 102 500 KW / 650 HP, 380 - 480 VAC, No brake chopper, IP54 / Type 12, RCD TN/TT Mains+ A2 RFI, PROFIBUS DP MCA 101, No B Option, Coated PCB, Circuit Breaker + Fuse FC-102P500T4E54HEXGCJXXSXXXXA0BXCXXXXDX	134U4079	Buy on EAN
VLT® AutomationDrive FC 300 75 KW / 100 HP, 380 - 500 VAC, IP21 / Type 1, RFI Class A1/B (C1), No brake chopper Further options according to typecode	131B4583	Buy on EAN
VLT® AutomationDrive FC 300 30 KW / 40 HP, 380 - 500 VAC, IP20 / Chassis, RFI Class A1/B (C1), Brake chopper Further options according to typecode	131H1604	Buy on EAN
VLT® HVAC Drive FC 102 22 KW / 30 HP, 200 - 240 VAC, No brake chopper, IP20 / Chassis, RFI Class A2 (C3), No A Option, No B Option, Not coated PCB, No Mains Option FC-102P22KT2E20H2XGXXXXXXXAXBXCXXXXDX	131H5694	Buy on EAN
VLT® AQUA Drive FC 200 7.5 KW / 10 HP, 380 - 480 VAC, IP55 / Type 12, RFI Class A1/B (C1), Safe Stop FC-202P7K5T4E55H1TGCXXSXXXXAXBXCXXXXDX	131F7729	Buy on EAN
VLT® HVAC Drive FC 102 450 KW / 600 HP, 380 - 480 VAC, Safe Stop, IP54 / Type 12, LHD - AAF006 filter + A2 RFI, PROFIBUS DP MCA 120, No B Option, Coated PCB, Mains Disconnect + Fuse FC-102P450T4E54N2TGC3XXSXXXXALBXCXXXXDX	134N8765	Buy on EAN
VLT® AutomationDrive FC 300 18.5 KW / 25 HP, 380 - 480 VAC, IP21 / Type 1, RFI Class A1/B (C1), No brake chopper Further options according to typecode	131F0078	Buy on EAN
VLT® HVAC Drive FC 102 450 KW / 600 HP, 380 - 480 VAC, No brake chopper, IP54 / Type 12, RFI Class A2 (C3), PROFIBUS DP MCA 101, No B Option, Coated PCB, No Mains Option FC-102P450T4E54H2XGXXXXXXXA0BXCXXXXDX	131X3572	Buy on EAN

VLT® AutomationDrive FC 300 15 KW / 20 HP, 380 - 500 VAC, IP20 / Chassis, RFI Class A1/B (C1), No brake chopper Further options according to typecode	131F8178	Buy on EAN
VLT® HVAC Drive FC 102 630 KW / 900 HP, 380 - 480 VAC, No brake chopper, IP54 / Type 12, RFI Class A2 (C3), No A Option, No B Option, Coated PCB, No Mains Option FC-102P630T4E54H2XGCXXXSXXXXAXBXXXXDX	131G5110	Buy on EAN
VLT® AQUA Drive FC 200 355 KW / 500 HP, 380 - 480 VAC, IP00 / Chassis, RFI Class A2 (C3), No brake chopper FC-202P355T4E00H2XGCXXXSXXXXA0BKCX5XXD0	134G8308	Buy on EAN
VLT® AutomationDrive FC 300 7.5 KW / 10 HP, 200 - 240 VAC, IP20 / Chassis, RFI Class A2 (C3), Brake chopper Further options according to typecode	131F0224	Buy on EAN
VLT® HVAC Drive FC 102 37 KW / 50 HP, 380 - 480 VAC, Safe Stop, IP20 / Chassis, RFI Class A2 (C3), PROFIBUS DP MCA 101, No B Option, Not coated PCB, No Mains Option FC-102P37KT4E20H2TGXXXXSXXXXA0BXCXXXXD0	131X3170	Buy on EAN
VLT® HVAC Drive FC 102 18.5 KW / 25 HP, 380 - 480 VAC, Safe Stop, IP20 / Chassis, RFI Class A2 (C3), PROFIBUS DP MCA 101, No B Option, Not coated PCB, No Mains Option FC-102P18KT4E20H2TGXXXXSXXXXA0BXCXXXXD0	131X3172	Buy on EAN
VLT® AutomationDrive FC 300 7.5 KW / 10 HP, 380 - 500 VAC, IP20 / Chassis, RFI Class A1/B (C1), No brake chopper Further options according to typecode	131B0003	Buy on EAN
VLT® AutomationDrive FC 300 5.5 KW / 7.5 HP, 380 - 500 VAC, IP20 / Chassis, RFI Class A1/B (C1), No brake chopper Further options according to typecode	131B0002	Buy on EAN
VLT® AutomationDrive FC 300 4.0 KW / 5.5 HP, 380 - 500 VAC, IP20 / Chassis, RFI Class A1/B (C1), No brake chopper Further options according to typecode	131B0001	Buy on EAN
VLT® AQUA Drive FC 200 160 KW / 250 HP, 380 - 480 VAC, IP54/Type 12+main shield, RFI class A1 (C2), Safe Stop FC-202N160T4E5MH4TGR7XXSXXXXAXBXXXXDX	134H3260	Buy on EAN
VLT® AutomationDrive FC 300 2.2 KW / 3.0 HP, 200 - 240 VAC, IP20 / Chassis, RFI Class A1/B (C1), No brake chopper Further options according to typecode	131B0007	Buy on EAN
VLT® AutomationDrive FC 300 4.0 KW / 5.5 HP, 380 - 500 VAC, IP20 / Chassis, RFI Class A1/B (C1), Brake chopper Further options according to typecode	131B0006	Buy on EAN
VLT® AutomationDrive FC 300 5.5 KW / 7.5 HP, 380 - 500 VAC, IP20 / Chassis, RFI Class A1/B (C1), Brake chopper Further options according to typecode	131B0005	Buy on EAN
VLT® AutomationDrive FC 300 7.5 KW / 10 HP, 380 - 500 VAC, IP20 / Chassis, RFI Class A1/B (C1), Brake chopper Further options according to typecode	131B0004	Buy on EAN
VLT® AutomationDrive FC 300 0.75 KW / 1.0 HP, 200 - 240 VAC, IP20 / Chassis, RFI Class A2 (C3), No brake chopper Further options according to typecode	131B0555	Buy on EAN
VLT® AutomationDrive FC 300 1.1 KW / 1.5 HP, 200 - 240 VAC, IP20 / Chassis, RFI Class A2 (C3), No brake chopper Further options according to typecode	131B0556	Buy on EAN

VLT® AutomationDrive FC 300 0.37 KW / 0.50 HP, 200 - 240 VAC, IP20 / Chassis, RFI Class A2 (C3), No brake chopper Further options according to typecode	131B0553	Buy on EAN
VLT® AutomationDrive FC 300 1.5 KW / 2.0 HP, 380 - 500 VAC, IP20 / Chassis, RFI Class A1/B (C1), No brake chopper Further options according to typecode	131B5466	Buy on EAN
VLT® AutomationDrive FC 300 90 KW / 125 HP, 380 - 500 VAC, IP00 / Chassis, RFI class A1 (C2), No brake chopper Further options according to typecode	131L1318	Buy on EAN
VLT® AutomationDrive FC 300 0.37 KW / 0.50 HP, 200 - 240 VAC, IP20 / Chassis, RFI Class A2 (C3), No brake chopper Further options according to typecode	131B4656	Buy on EAN
VLT® AutomationDrive FC 300 1.5 KW / 2.0 HP, 200 - 240 VAC, IP20 / Chassis, RFI Class A2 (C3), No brake chopper Further options according to typecode	131B4657	Buy on EAN
VLT® HVAC Drive FC 102 250 KW / 350 HP, 380 - 480 VAC, Safe Stop, IP54 / Type 12, RFI class A1 (C2), No A Option, No B Option, Coated PCB, Fuse FC-102P250T4E54H4TGC7XXSXXXXAXBXCXXXXDX	131Z0235	Buy on EAN
VLT® AutomationDrive FC 300 1.5 KW / 2.0 HP, 380 - 480 VAC, IP20 / Chassis, RFI Class A2 (C3), No brake chopper Further options according to typecode	131B0953	Buy on EAN
VLT® AutomationDrive FC 300 11 KW / 15 HP, 380 - 500 VAC, IP20 / Chassis, RFI Class A2 (C3), No brake chopper Further options according to typecode	131F8843	Buy on EAN
VLT® HVAC Drive FC 102 45 KW / 60 HP, 380 - 480 VAC, No brake chopper, IP20 / Chassis, RFI Class A1/B (C1), LonWorks MCA 108, No B Option, Coated PCB, No Mains Option FC-102P45KT4E20H1XGCXXXSXXXXAXBXCXXXXDX	134N6950	Buy on EAN
VLT® AutomationDrive FC 300 1.5 KW / 2.0 HP, 380 - 480 VAC, IP20 / Chassis, RFI Class A2 (C3), Brake chopper Further options according to typecode	131B0954	Buy on EAN
VLT® HVAC Drive FC 102 500 KW / 650 HP, 525 - 690 VAC *, Safe Stop, IP00 / Chassis, RFI Class A2 (C3), No A Option, No B Option, Coated PCB, No Mains Option FC-102P500T7E00H2TGCXXXSXXXXAXBXCXXXXDX	131G9607	Buy on EAN
VLT® HVAC Drive FC 102 132 KW / 200 HP, 380 - 480 VAC, No brake chopper, IP54 / Type 12, RFI class A1 (C2), No A Option, No B Option, Not coated PCB, Fuse FC-102P132T4E54H4XGX7XXSXXXXAXBXCXXXXDX	131F9109	Buy on EAN
VLT® HVAC Drive FC 102 132 KW / 200 HP, 380 - 480 VAC, Safe Stop, IP20 / Chassis, RFI Class A2 (C3), No A Option, No B Option, Coated PCB, No Mains Option FC-102N132T4E20H2TGCXXXSXXXXAXBXCXXXXDX	134G1214	Buy on EAN
VLT® HVAC Drive FC 102 160 KW / 250 HP, 380 - 480 VAC, No brake chopper, IP54 / Type 12, RFI Class A2 (C3), No A Option, No B Option, Coated PCB, No Mains Option FC-102P160T4E54H2XGCXXXSXXXXAXBXCXXXXDX	131L4912	Buy on EAN
VLT® AQUA Drive FC 200 22 KW / 30 HP, 380 - 480 VAC, IP20 / Chassis, RFI Class A2 (C3), No brake chopper FC-202P22KT4E20H2XXXXXSXXXXAXBXCXXXXDX	131F6764	Buy on EAN

VLT® HVAC Drive FC 102 1.1 KW / 1.5 HP, 380 - 480 VAC, No brake chopper, IP55 / Type 12, RFI Class A2 (C3), LonWorks MCA 108, No B Option, Not coated PCB, No Mains Option FC-102P1K1T4E55H2XGXXXXSXXXXAGBXCXXXXDX	131H9745	Buy on EAN
VLT® HVAC Drive FC 102 15 KW / 20 HP, 380 - 480 VAC, Safe Stop, IP20 / Chassis, RFI Class A2 (C3), No A Option, No B Option, Not coated PCB, No Mains Option FC-102P15KT4E20H2TGXXXXSXXXXAXBXCXXXXDX	131G6771	Buy on EAN
VLT® HVAC Drive FC 102 15 KW / 20 HP, 380 - 480 VAC, No brake chopper, IP55 / Type 12, RFI Class A1/B (C1), No A Option, MCB-101 General purp. I/O, Not coated PCB, No Mains Option FC-102P15KT4E55H1XGXXXXSXXXXAXBKCXXXXDX	131F7338	Buy on EAN
VLT® HVAC Drive FC 102 30 KW / 40 HP, 380 - 480 VAC, No brake chopper, IP55 / Type 12, RFI Class A1/B (C1), No A Option, MCB-101 General purp. I/O, Not coated PCB, No Mains Option FC-102P30KT4E55H1XGXXXXSXXXXAXBKCXXXXDX	131F7339	Buy on EAN
VLT® AutomationDrive FC 300 15 KW / 20 HP, 380 - 500 VAC, IP20 / Chassis, RFI Class A2 (C3), Brake chopper Further options according to typecode	131F8421	Buy on EAN
VLT® HVAC Drive FC 102 7.5 KW / 10 HP, 380 - 480 VAC, No brake chopper, IP55 / Type 12, RFI Class A1/B (C1), No A Option, MCB-101 General purp. I/O, Not coated PCB, No Mains Option FC-102P7K5T4E55H1XGXXXXSXXXXAXBKCXXXXDX	131F7336	Buy on EAN
VLT® HVAC Drive FC 102 55 KW / 75 HP, 380 - 480 VAC, No brake chopper, IP55 / Type 12, RFI Class A2 (C3), No A Option, MCB-101 General purp. I/O, Not coated PCB, No Mains Option FC-102P55KT4E55H2XGXXXXSXXXXAXBKCXXXXDX	131F7330	Buy on EAN
VLT® HVAC Drive FC 102 75 KW / 100 HP, 380 - 480 VAC, No brake chopper, IP55 / Type 12, RFI Class A2 (C3), No A Option, MCB-101 General purp. I/O, Not coated PCB, No Mains Option FC-102P75KT4E55H2XGXXXXSXXXXAXBKCXXXXDX	131F7331	Buy on EAN
VLT® AQUA Drive FC 200 30 KW / 40 HP, 380 - 480 VAC, IP20 / Chassis, RFI Class A2 (C3), Safe Stop FC-202P30KT4E20H2TGXXXXSXXXXAXBXCXXXXDX	131G6777	Buy on EAN
VLT® AQUA Drive FC 200 200 KW / 300 HP, 525 - 690 VAC *, IP21 / Type 1, RFI Class A2 (C3), No brake chopper FC-202N200T7E21H2XGCXXSXXXXAXBXCXXXXDX	134G8272	Buy on EAN
VLT® AutomationDrive FC 300 37 KW / 50 HP, 380 - 500 VAC, IP21 / Type 1, RFI Class A2 (C3), Brake chopper Further options according to typecode	131B3457	Buy on EAN
VLT® AQUA Drive FC 200 18.5 KW / 25 HP, 380 - 480 VAC, IP20 / Chassis, RFI Class A2 (C3), No brake chopper FC-202P18KT4E20H2XXXXXSXXXXA4BXCXXXXDX	131L9666	Buy on EAN
VLT® HVAC Drive FC 102 200 KW / 300 HP, 380 - 480 VAC, No brake chopper, IP20 / Chassis, RFI Class A2 (C3), No A Option, MCB-109 I/O, RTC Back-up, Coated PCB, No Mains Option FC-102N200T4E20H2XGCXXSXXXXAXB0CXXXXDX	134L4819	Buy on EAN

VLT® AQUA Drive FC 200 37 KW / 50 HP, 380 - 480 VAC, IP20 / Chassis, RFI Class A1/B (C1), Brake chopper + Safe stop FC-202P37KT4E20H1UGCDXXSXXXXAXBXXXXDX	131L9647	Buy on EAN
VLT® AutomationDrive FC 300 4.0 KW / 5.5 HP, 380 - 500 VAC, IP66 / NEMA 4X, RFI Class A2 (C3), No brake chopper Further options according to typecode	131F6251	Buy on EAN
VLT® AutomationDrive FC 300 11 KW / 15 HP, 380 - 480 VAC, IP21 / Type 1, RFI Class A1/B (C1), No brake chopper Further options according to typecode	131B6433	Buy on EAN
VLT® AutomationDrive FC 300 30 KW / 40 HP, 380 - 480 VAC, IP21 / Type 1, RFI Class A2 (C3), Brake chopper Further options according to typecode	131B6434	Buy on EAN
VLT® AQUA Drive FC 200 11 KW / 15 HP, 380 - 480 VAC, IP21 / Type 1, RFI Class A2 (C3), No brake chopper FC-202P11KT4E21H2XGXXXXSXXXXAXBXXXXDX	131B9531	Buy on EAN
VLT® AutomationDrive FC 300 5.5 KW / 7.5 HP, 380 - 500 VAC, IP20 / Chassis, RFI Class A1/B (C1), Brake chopper Further options according to typecode	131B0825	Buy on EAN
VLT® AutomationDrive FC 300 2.2 KW / 3.0 HP, 380 - 500 VAC, IP20 / Chassis, RFI Class A1/B (C1), No brake chopper Further options according to typecode	131B0827	Buy on EAN
VLT® HVAC Drive FC 102 2.2 KW / 3.0 HP, 380 - 480 VAC, No brake chopper, IP20 / Chassis, RFI Class A1/B (C1), LonWorks MCA 108, No B Option, Coated PCB, No Mains Option FC-102P2K2T4E20H1XGCXXXSXXXXAGBXXXXDX	131U7420	Buy on EAN
VLT® AQUA Drive FC 200 75 KW / 100 HP, 380 - 480 VAC, IP66 / NEMA 4X, RFI Class A2 (C3), No brake chopper FC-202P75KT4E66H2XGXXXXSXXXXAXBXXXXDX	131B9534	Buy on EAN
VLT® AQUA Drive FC 200 15 KW / 20 HP, 380 - 480 VAC, IP20 / Chassis, RFI Class A2 (C3), No brake chopper FC-202P15KT4E20H2XXXXXSXXXXA4BXXXXDX	131G7845	Buy on EAN
VLT® AQUA Drive FC 200 11 KW / 15 HP, 380 - 480 VAC, IP20 / Chassis, RFI Class A2 (C3), No brake chopper FC-202P11KT4E20H2XXXXXSXXXXA4BXXXXDX	131G7844	Buy on EAN
VLT® AQUA Drive FC 200 30 KW / 40 HP, 380 - 480 VAC, IP20 / Chassis, RFI Class A2 (C3), No brake chopper FC-202P30KT4E20H2XXXXXSXXXXAXBXXXXDX	131F6769	Buy on EAN
VLT® AutomationDrive FC 300 22 KW / 30 HP, 380 - 500 VAC, IP21 / Type 1, RFI Class A1/B (C1), No brake chopper Further options according to typecode	131B1865	Buy on EAN
VLT® AQUA Drive FC 200 37 KW / 50 HP, 380 - 480 VAC, IP55 / Type 12, RFI Class A2 (C3), No brake chopper FC-202P37KT4E55H2XGXXXXSXXXXALBXXXXDX	134F1874	Buy on EAN
VLT® AQUA Drive FC 200 7.5 KW / 10 HP, 380 - 480 VAC, IP20 / Chassis, RFI Class A1/B (cable len)(C1), No brake chopper FC-202P7K5T4E20H3XGXXXXSXXXXA0BXXXXDX	131F7795	Buy on EAN
VLT® HVAC Drive FC 102 200 KW / 300 HP, 380 - 480 VAC, Safe Stop, IP54 / Type 12, RFI Class A2 (C3), PROFIBUS DP MCA 101, No B Option, Coated PCB, Mains Disconnect + Fuse FC-102N200T4E54H2TGC3XXSXXXXA0BXXXXD0	134U0550	Buy on EAN

VLT® HVAC Drive FC 102 11 KW / 15 HP, 380 - 480 VAC, No brake chopper, IP55 / Type 12, RFI Class A2 (C3), LonWorks MCA 108, No B Option, Not coated PCB, No Mains Option FC-102P11KT4E55H2XGXXXXSXXXXAGBXCXXXXDX	131H9751	Buy on EAN
VLT® AutomationDrive FC 300 0.75 KW / 1.0 HP, 380 - 480 VAC, IP20 / Chassis, RFI Class A2 (C3), No brake chopper Further options according to typecode	131B0917	Buy on EAN
VLT® AQUA Drive FC 200 11 KW / 15 HP, 380 - 480 VAC, IP20 / Chassis, RFI Class A2 (C3), Safe Stop FC-202P11KT4E20H2TGXXXXSXXXXA0BXCXXXXDX	131G7191	Buy on EAN
VLT® AQUA Drive FC 200 11 KW / 15 HP, 380 - 480 VAC, IP20 / Chassis, RFI Class A2 (C3), Safe Stop FC-202P11KT4E20H2TGXXXXSXXXXA0BYCXXXXDX	131G7190	Buy on EAN
VLT® AQUA Drive FC 200 7.5 KW / 10 HP, 380 - 480 VAC, IP20 / Chassis, RFI Class A2 (C3), Safe Stop FC-202P7K5T4E20H2TGXXXXSXXXXA0BXCXXXXDX	131G7193	Buy on EAN
VLT® AQUA Drive FC 200 7.5 KW / 10 HP, 380 - 480 VAC, IP20 / Chassis, RFI Class A2 (C3), Safe Stop FC-202P7K5T4E20H2TGXXXXSXXXXA0BYCXXXXDX	131G7192	Buy on EAN
VLT® AutomationDrive FC 300 5.5 KW / 7.5 HP, 380 - 500 VAC, IP55 / Type 12, RFI Class A1/B (C1), No brake chopper Further options according to typecode	131B3149	Buy on EAN
VLT® AQUA Drive FC 200 110 KW / 150 HP, 380 - 480 VAC, IP54 / Type 12, RFI Class A2 (C3), No brake chopper FC-202N110T4E54H2XGCXXXSXXXXAXBXXXXDX	134F4168	Buy on EAN
VLT® AutomationDrive FC 300 7.5 KW / 10 HP, 200 - 240 VAC, IP20 / Chassis, RFI Class A2 (C3), No brake chopper Further options according to typecode	131H2230	Buy on EAN
VLT® HVAC Drive FC 102 1.1 KW / 1.5 HP, 380 - 480 VAC, No brake chopper, IP66 / NEMA 4X, RFI Class A2 (C3), No A Option, No B Option, Not coated PCB, No Mains Option FC-102P1K1T4E66H2XGXXXXSXXXXAXBXXXXDX	131B7639	Buy on EAN
VLT® HVAC Drive FC 102 2.2 KW / 3.0 HP, 200 - 240 VAC, No brake chopper, IP55 / Type 12, RFI Class A1/B (C1), No A Option, No B Option, Not coated PCB, No Mains Option FC-102P2K2T2E55H1XGXXXXSXXXXAXBXXXXDX	131B7631	Buy on EAN
VLT® HVAC Drive FC 102 2.2 KW / 3.0 HP, 200 - 240 VAC, No brake chopper, IP20 / Chassis, RFI Class A1/B (C1), No A Option, No B Option, Not coated PCB, No Mains Option FC-102P2K2T2E20H1XGXXXXSXXXXAXBXXXXDX	131B7630	Buy on EAN
VLT® AQUA Drive FC 200 30 KW / 40 HP, 380 - 480 VAC, IP21 / Type 1, RFI Class A2 (C3), No brake chopper FC-202P30KT4E21H2XNCXXXSXXXXAXB0CXXXXDX	134N1681	Buy on EAN
VLT® HVAC Drive FC 102 110 KW / 150 HP, 380 - 480 VAC, No brake chopper, IP54 / Type 12, RFI class A1 (C2), PROFIBUS DP MCA 101, No B Option, Not coated PCB, Fuse FC-102P110T4E54H4XGX7XSXXXXA0BXCXXXXD0	131U8821	Buy on EAN
VLT® AutomationDrive FC 300 75 KW / 100 HP, 380 - 500 VAC, IP55 / Type 12, RFI Class A2 (C3), No brake chopper Further options according to typecode	131F1359	Buy on EAN

VLT® HVAC Drive FC 102 315 KW / 450 HP, 380 - 480 VAC, Safe Stop, IP20 / Chassis, RFI Class A2 (C3), PROFIBUS DP MCA 101, No B Option, Coated PCB, No Mains Option FC-102N315T4E20H2TGCXXXSXXXXA0BXCXXXXXDX	134H0217	Buy on EAN
VLT® AQUA Drive FC 200 2.2 KW / 3.0 HP, 380 - 480 VAC, IP20 / Chassis, RFI Class A2 (C3), No brake chopper FC-202P2K2T4E20H2XXXXXSXXXXA0BXCXXXXXDX	131H3009	Buy on EAN
VLT® HVAC Drive FC 102 110 KW / 150 HP, 380 - 480 VAC, Safe Stop, IP20 / Chassis, RFI Class A2 (C3), PROFIBUS DP MCA 101, No B Option, Coated PCB, No Mains Option FC-102N110T4E20H2TGCXXXSXXXXA0BXCXXXXXDX	134H0218	Buy on EAN
VLT® AutomationDrive FC 300 15 KW / 20 HP, 380 - 480 VAC, IP20 / Chassis, RFI Class A2 (C3), No brake chopper Further options according to typecode	131F5495	Buy on EAN
VLT® AutomationDrive FC 300 1.1 KW / 1.5 HP, 380 - 480 VAC, IP20 / Chassis, RFI Class A1/B (C1), No brake chopper Further options according to typecode	131B1437	Buy on EAN
VLT® AutomationDrive FC 300 2.2 KW / 3.0 HP, 380 - 500 VAC, IP20 / Chassis, RFI Class A1/B (C1), No brake chopper Further options according to typecode	131H2352	Buy on EAN
VLT® HVAC Drive FC 102 1.5 KW / 2.0 HP, 380 - 480 VAC, No brake chopper, IP20 / Chassis, RFI Class A1/B (C1), No A Option, No B Option, Not coated PCB, No Mains Option FC-102P1K5T4E20H1XXXXXSXXXXAXBXCXXXXXDX	131B7529	Buy on EAN
VLT® HVAC Drive FC 102 450 KW / 600 HP, 380 - 480 VAC, No brake chopper, IP54 / Type 12, RFI Class A2 (C3), No A Option, No B Option, Coated PCB, No Mains Option FC-102P450T4E54H2XGCXXXSXXXXAXBXCXXXXXDX	131B7435	Buy on EAN
VLT® AQUA Drive FC 200 110 KW / 150 HP, 380 - 480 VAC, IP20 / Chassis, RFI class A1 (C2), No brake chopper FC-202N110T4E20H4XGCXXXSXXXXAXBXCXXXXXDX	134F4166	Buy on EAN
VLT® AQUA Drive FC 200 18.5 KW / 25 HP, 380 - 480 VAC, IP21 / Type 1, RFI Class A2 (C3), No brake chopper FC-202P18KT4E21H2XGXXXSXXXXAXBXCXXXXXDX	131B9011	Buy on EAN
VLT® AQUA Drive FC 200 18.5 KW / 25 HP, 380 - 480 VAC, IP66 / NEMA 4X, RFI Class A2 (C3), No brake chopper FC-202P18KT4E66H2XGXXXSXXXXAXBXCXXXXXDX	131B9017	Buy on EAN
VLT® HVAC Drive FC 102 132 KW / 200 HP, 380 - 480 VAC, No brake chopper, IP00 / Chassis, RFI Class A2 (C3), No A Option, MCB-109 I/O, RTC Back-up, Not coated PCB, No Mains Option FC-102P132T4E00H2XGXXXSXXXXAXB0CXXXXXDX	131F7807	Buy on EAN
VLT® AQUA Drive FC 200 90 KW / 125 HP, 380 - 480 VAC, IP55 / Type 12, RFI Class A1/B (C1), No brake chopper FC-202P90KT4E55H1XGCXXXSXXXXAXBKCXXXXXDX	131H7022	Buy on EAN
VLT® AQUA Drive FC 200 22 KW / 30 HP, 380 - 480 VAC, IP21 / Type 1, RFI Class A2 (C3), No brake chopper FC-202P22KT4E21H2XGXXXSXXXXAXBXCXXXXXDX	131B9019	Buy on EAN
VLT® AutomationDrive FC 300 2.2 KW / 3.0 HP, 200 - 240 VAC, IP66 / NEMA 4X, RFI Class A1/B (C1), No brake chopper Further options according to typecode	131N3989	Buy on EAN

VLT® AutomationDrive FC 300 0.75 KW / 1.0 HP, 380 - 480 VAC, IP20 / Chassis A1 Frame, RFI Class A2 (C3), Safe Stop Further options according to typecode	131B5520	Buy on EAN
VLT® AutomationDrive FC 300 11 KW / 15 HP, 380 - 480 VAC, IP20 / Chassis, RFI Class A2 (C3), No brake chopper Further options according to typecode	131H0089	Buy on EAN
VLT® HVAC Drive FC 102 30 KW / 40 HP, 380 - 480 VAC, Safe Stop, IP20 / Chassis, RFI Class A1/B (C1), PROFIBUS DP MCA 101, No B Option, Not coated PCB, No Mains Option FC-102P30KT4E20H1TGXXXXXXXA0BXCXXXXD0	131L8447	Buy on EAN
VLT® HVAC Drive FC 102 15 KW / 20 HP, 525 - 690 VAC *, No brake chopper, IP21 / Type 1, RFI Class A2 (C3), No A Option, No B Option, Coated PCB, No Mains Option FC-102P15KT7E21H2XGXXXXXXXAXBXXXXDX	131Z1905	Buy on EAN
VLT® AQUA Drive FC 200 5.5 KW / 7.5 HP, 380 - 480 VAC, IP20 / Chassis, RFI Class A1/B (cable len)(C1), No brake chopper FC-202P5K5T4E20H3XGXXXXXXXAXBXXXXDX	131B8941	Buy on EAN
VLT® AQUA Drive FC 200 355 KW / 500 HP, 380 - 480 VAC, IP00 / Chassis, RFI Class A2 (C3), No brake chopper FC-202P355T4E00H2XGXXXXXXXAXBXXXXDX	131B9496	Buy on EAN
VLT® AQUA Drive FC 200 315 KW / 450 HP, 380 - 480 VAC, IP54 / Type 12, RFI Class A2 (C3), No brake chopper FC-202P315T4E54H2XGXXXXXXXAXBXXXXDX	131B9494	Buy on EAN
VLT® HVAC Drive FC 102 30 KW / 40 HP, 380 - 480 VAC, No brake chopper, IP21 / Type 1, RFI Class A2 (C3), PROFIBUS DP MCA 101, No B Option, Not coated PCB, No Mains Option FC-102P30KT4E21H2XGXXXXXXXA0BXCXXXXDX	131B9490	Buy on EAN
VLT® HVAC Drive FC 102 37 KW / 50 HP, 380 - 480 VAC, No brake chopper, IP55 / Type 12, RFI Class A2 (C3), No A Option, No B Option, Not coated PCB, Mains Disconnect FC-102P37KT4E55H2XGX1XXXXXXAXBXXXXDX	131H0272	Buy on EAN
VLT® HVAC Drive FC 102 315 KW / 450 HP, 380 - 480 VAC, No brake chopper, IP54 / Type 12, RFI Class A2 (C3), PROFIBUS DP MCA 101, No B Option, Coated PCB, No Mains Option FC-102N315T4E54H2XGXXXXXXXA0BXCXXXXDX	134L9245	Buy on EAN
VLT® HVAC Drive FC 102 315 KW / 450 HP, 380 - 480 VAC, No brake chopper, IP21 / Type 1, RFI Class A2 (C3), No A Option, No B Option, Coated PCB, Fuse FC-102P315T4E21H2XGC7XXSXXXXAXBXXXXDX	131H8406	Buy on EAN
VLT® HVAC Drive FC 102 18.5 KW / 25 HP, 380 - 480 VAC, No brake chopper, IP20 / Chassis, RFI Class A2 (C3), PROFIBUS DP MCA 101, No B Option, Not coated PCB, No Mains Option FC-102P18KT4E20H2XXXXXXXSXXXXA0BXCXXXXDX	131H3829	Buy on EAN
VLT® HVAC Drive FC 102 7.5 KW / 10 HP, 380 - 480 VAC, No brake chopper, IP20 / Chassis, RFI Class A2 (C3), No A Option, MCB-109 I/O, RTC Back-up, Not coated PCB, No Mains Option FC-102P7K5T4E20H2XGXXXXXXXAXB0CXXXXDX	131F5889	Buy on EAN

VLT® HVAC Drive FC 102 3.0 KW / 4.0 HP, 380 - 480 VAC, No brake chopper, IP20 / Chassis, RFI Class A2 (C3), No A Option, No B Option, Not coated PCB, No Mains Option FC-102P3K0T4E20H2XNXXXXSXXXXAXBXCXXXXDX	131B7911	Buy on EAN
VLT® AQUA Drive FC 200 7.5 KW / 10 HP, 200 - 240 VAC, IP20 / Chassis, RFI Class A2 (C3), No brake chopper FC-202P7K5T2E20H2XGXXXXSXXXXAXBXCXXXXDX	131F7536	Buy on EAN
VLT® AutomationDrive FC 300 3.0 KW / 4.0 HP, 380 - 500 VAC, IP20 / Chassis, RFI Class A1/B (C1), No brake chopper Further options according to typecode	131F9978	Buy on EAN
VLT® AQUA Drive FC 200 15 KW / 20 HP, 380 - 480 VAC, IP66 / NEMA 4X, RFI Class A2 (C3), No brake chopper FC-202P15KT4E66H2XGCXXXXSXXXXAXBXCXXXXDX	131F6043	Buy on EAN